

VULCAN® Mechanical Seals

VULCAN





VULCAN® MANUFACTURING FACILITIES

VULCAN® MANUFACTURING

- 1 Six Production Plants.
- 1 Located On Three Continents.
- 1 17,000 Square Metre Main Facility.
- 1 Advanced, CNC, Automated Production.
- 1 Electronic Inspection/Production Control.
- 1 Quality And Reliability Assured.



VULCAN® MECHANICAL SEALS

- 1 Industry Leading Designs, Materials, Quality and Technology Up-Grades backed by Superb Service and Pricing.
- 1 The superior reliability and performance of our products and service enables our Partner Distributors to further their success in their markets.



VULCAN® MEANS “QUALITY AND RELIABILITY ASSURED”

Clarity In A Complex World.

Surety In An Unreliable World

If It's In This Brochure, It's In Stock

And That's Guaranteed. Unless Asterisked

VULCAN® QUALITY

- Assured excellence in Quality Standards and Reliability founded upon; Total Quality Ethos throughout every part of our business, an ethos that is paramount.
- Reliability through design, automated manufacture, inspection and logistics and constant innovation. We assure that Quality endures long after the initial product cost is forgotten.
- Unique, Distributor Specific Web Portals.
- Unbeatable Stocks, Product, Service And Prices.

THE VULCAN® ENGINEERING GROUP

- Manufacturing and Service Centres located within Asia, UK and America.
- 20%+ p.a. compound growth for over a Quarter of a Century.
- Exceptional growth that results from an Outstanding Industry Leading Product Range, Quality, Electronically Assured Service and Price.
- Vulcan focus, not as suppliers, but Partners to our Distributors, constantly surpassing their expectations with our Total Service “Will Do” Ethos.
- We are the World's leading supplier of Standard Mechanical Seals to Distribution.



VULCAN® : COMMITTED TO EXCELLENCE

GLOBAL SERVICE

- Manufacturing and stock-holding on three continents that span the globe.
- Distributor Partners in over 90 countries provide local service and technical support.
- Integrated, exceptional, electronic logistics and systems that support and assure our unique Ex-stock Supply Guarantee.



ELECTRONIC LOGISTICS

- The Electronic Seal Warehouse: To The Mechanical Seal Trade
- Industry Leading Automated Logistics And Service.
- Unique, Distributor Specific Web Portals.
- Unbeatable Stocks, Product, Service And Prices.

VULCAN®, SHEFFIELD, UK

- Main Technical, Commercial and Service Hub of our Global Business.
- Over one million Stock Combinations available for same day despatch.
- We provide exceptional Distributor Support, through excellence in every aspect, of our Long Term Partnerships.



VULCAN® SEALS INC

- First of three planned Total Service Centres in the North Americas.
- Service facility with extensive stocks.
- Extends Vulcan's Ex-Stock Guarantee to the North American market.

VULCAN® UNIVERSEAL INC

- New manufacturing and service facility in Pennsylvania.
- Initially focused on production of Encapsulated Seals





THE VULCAN® STOCK GUARANTEE

Vulcan offer the widest range of Standard Mechanical Seals available from any company anywhere. Vast stocks are held on three continents, with a comprehensive range of types, sizes, seal face materials and elastomers.

Vulcan guarantee that every Seal Type, Size, Standard Face Material and Elastomer Options shown in this brochure are EX-STOCK (unless asterisked). The specific details, of which sizes and material options are part of the Stock Guarantee, are shown on the individual seal type pages within the brochure, as well as within the header pages in our Price Lists.

In addition, most non-guaranteed sizes / materials are often in stock. If new production is required, of a non-guaranteed stock seal or a completely new design, then lead times and minimum order quantities may apply.

IDENTIFYING YOUR REQUIREMENT

Vulcan standard seal ranges are sectioned in this catalogue according to design family. See the CONTENTS page opposite, for each Design Section Heading, to direct you to the appropriate section, for easy seal identification.

If, after reviewing the relevant Design Section, you are still unable to identify a suitable replacement for your requirement, then please review sections 11a and 11b, where specific dimension variants of the main seal families are listed in appropriate O.E.M. order. Or search our O.E.M. Equivalent Seal Price Lists, which are filterable by O.E.M. name or use our Seal Competitor X-Reference tables.

If you are still unable to identify a suitable dimensional replacement, please utilise our Web Portals O.E.M. Database Search. Vulcan have built, over the last quarter of a century, a massive database of over 50,000+ O.E.M part and model numbers that have been successfully replaced utilising Vulcan Mechanical Seals. If even then you still are unable to identify the replacement part you need, please do contact the Vulcan Technical Department, who will assist to provide you with a suitable replacement, usually on an ex-stock basis.














Please note, that all "D1", "L1", "L2", and related dimensions listed in this catalogue, are the fitted, operating dimensions the seal is designed to adopt once installed in the equipment, and not the open, or free, dimensions. This must be considered when measuring a sample seal, where allowances need to be made for spring and rubber compression. For accuracy, it is often more appropriate to set the measuring calipers to the appropriate dimensions and then match the sample to the dimension.



CONTENTS



Vulcan Seals are ordered in this brochure by their design features; principally by spring profile, by elastomer component and then into logical sections. Please use the headings below to identify in which section of this brochure your requirement is likely to be.

	Introduction To Vulcan Seals	P1 - P7	1
	Technical And Material Standards	P8 - P23	2
	Vulcan Conical Spring 'O'-Ring Mounted Seals	P24 - P35	3
	Vulcan Elastomeric Bellows Seals	P36 - P47	4
	Vulcan Parallel Spring Diaphragm Seals	P48 - P57	5
	Vulcan Balanced Diaphragm Seals	P58 - P63	6
	Vulcan Parallel Spring 'O'-Ring Mounted Seals	P64 - P69	7
	Vulcan Multiple Spring Seals	P70 - P77	8
	Vulcan Wave Spring Seals	P78 - P83	9
	Vulcan Water Pump Seals	P84 - P89	10
	Vulcan Stock O.E.M. Pump Seals	P90 - P107	11 a
	Vulcan Stock Food, Beverage And Dairy Seals	P108 - P127	11 b
	Vulcan Stationary Seat Types, Clamp Rings And Seal Repair	P128 - P138	12



“THE BEST ‘STANDARD’ MECHANICAL SEAL COMPANY TO DO BUSINESS WITH”.

INTRODUCTION

The Vulcan Group, with some way over four hundred staff, in our six production sites and our global distribution centres, are one of the worlds leading standard mechanical seal manufacturers.

Founded in 1987, Vulcan continues to rapidly grow through our exceptional investments in material and design development, vertically integrated, advanced, modern factories with primarily automated manufacturing machinery, and electronically controlled extensive stock-holding, logistics and distribution.

Vulcan have established new leading industry standards, with our product range, performance/quality, ex-stock service and pricing.

We continue to be immensely motivated and dedicated to being the World's Best 'Standard' Mechanical Seal Company. The key features of this policy goal and our company are;

- Advanced production facilities, automated wherever possible.
- In-house component and material manufacture and development.
- The very best quality and inspection systems, CMM checked and electronically systematically controlled.
- The widest range and stock of seals, available from any company, that's accessible to our customers, via the internet.
- Well motivated and rewarded staff working in excellent facilities.
- Fully computer controlled, integrated and automated seal ordering, stocking, logistics and supply systems.
- **To be The Electronic Mechanical Seal Warehouse to The Industry.**

VERTICALLY INTEGRATED MANUFACTURE

Vulcan's modern production facilities exceed 22,000 square metres of total floor space. These factories were architecturally designed and built to create world-class facilities. We continue to heavily invest in our production processes, machinery, systems and people. This focus has naturally led to extraordinary annual rates of growth in our factories capacity and employment. Growth needed to meet the growth in our customers demands.

DESIGN, RANGE AND STOCK-HOLDING

All Vulcan seals are manufactured in-house to our own production drawings and designs. We have eliminated the faults common in some original and many copy designs, through close attention to design detail and material improvements.

Vulcan have the widest range of "Standard" Mechanical Seals, available from any manufacturer in the world. We back this very extensive range with a guaranteed ex-stock holding, that is also accessible to our customers to view on the internet.

All seal types, in all sizes and materials, shown in this Mechanical Seal Brochure, are available ex-stock, if previously sold. In total some way over one million stock combination, (with an exceeded 99.95% ex-stock target). We can also manufacture practically any special and will even stock them for you, to agreement, for repeat requirements.

DESIGN, RANGE AND STOCK-HOLDING

Most "Single Spring" Seal Companies buy in product or merely assemble components in-house. Previously no manufacturer made all their own parts and components and most of their own materials.

Vulcan do. We produce all our seals and practically everything for them. For example, all of our eight grades of Tungsten Carbide and Silicon hard-faced materials are made in-house from raw powder. We mould all of our elastomers and even make the moulds for the same.

This vertical integration enables us to absolutely Quality and Cost Control all parts of the Vulcan seal. With our "Will Do" Philosophy, this also enables us to produce many special designs of seals for customers, with quantities, costs and lead times lower than our competitors, because we primarily do it all in-house.

Material quality is vital to the capability, performance and life of a seal. So Vulcan only use 99.5% purity Aluminium Ceramics. M106K+ is our standard Carbon grade. We have heavily invested in even further developing Reaction Bonded and Sintered Silicon and Nickel and Cobalt Tungsten Carbide sintering processes, so that we can exceed previous Single Spring Seals norms. This focus on the best quality face materials is standard throughout the Vulcan seal range.

QUALITY ASSURANCE

All Vulcan Mechanical and Encapsulated Seals are solely produced in our own modern factories. Our manufacturing facilities have been audited and certified to ISO 9001.2008 and our distribution operations are examined and certified to ISO.9001.2008.

Vulcan have extremely extensive and intensive Quality, Inspection and Work Documentation Systems. In-depth, electronically integrated, process documents and assessment systems govern all aspects of manufacture, assembly, inspection and supply.

We do not buy seals nor component assemblies from anyone else. Every Vulcan component and seal is produced and processed via our Global Inspection System. This system incorporates all of the above controls cumulating in CNC Co-ordinate Measuring Inspection Machine batch sampling verification, prior to despatch from our factories and then again, upon receipt at our World Wide Distribution Centre.

Thus a Vulcan Seal Means Quality and Reliability Assured.

ELECTRONIC INVESTMENT

Vulcan are firmly focused on the future. Our philosophy is to heavily invest in IT, automation, technology and our people, in order to be the world leaders in "Standard" Mechanical Seals.

Our over-riding ethos is Quality and Efficiency through electronic automation of our entire company processes and operations. Manufacturing is primarily automated and supported by computer-controlled inspection machines and systems.

Vulcan create individual Web Portals, for each of our customers, to access a vast database of information on our company, products and all commercial or technical detail. This can also be utilised to initiate a complete electronic supply chain, of barcoded product, moving through all of our processes, from electronic receipt of Portal Enquiry/Order to supply, from our ranks of eight computer integrated and controlled carousel stock machines.

SUPPLY PHILOSOPHY

Our ethos is to do extraordinary well, whatever the customer reasonably requires. We have more than a "Can Do" mentality, our "Will Do" determination results in truly exceptional customer service.

Vulcan's commercial policy is to focus on our products, manufacture, stock holding and supply to the seal trade. It is not our intention to be diverted into becoming an end-user sales organisation.

Our strengths lie in our unrivalled product range, quality, service and prices. Vulcan will maintain its strong distributor and trade sale focus. Our vision is to be The Electronic Seal Warehouse to the trade and to continue to provide increasing levels of service, product and information to our partners in, already, over ninety countries. We enable companies, who wish to sell our products, to market the same, under our Vulcan or their own brand, as they wish.

CONCLUSION

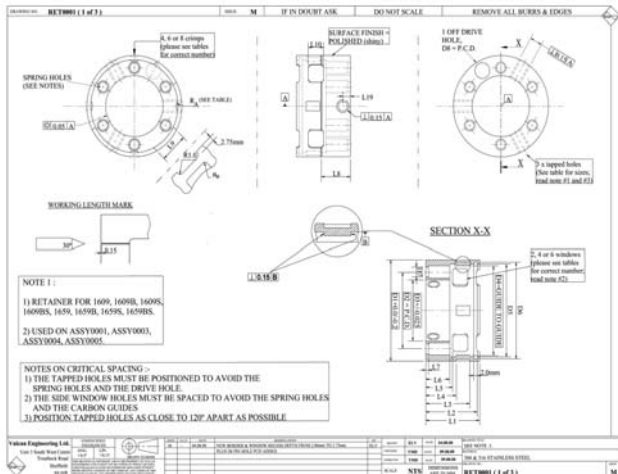
People (customers and staff) are our premier concern. In order to see our commitment, facilities and processes in full, please visit us and experience the Vulcan difference.



UNBEATABLE DESIGNS


All Vulcan Mechanical Seals are manufactured to our own designs and drawings. Three Vulcan design departments, at Vulcan Sheffield, NB Vulcan Manufacturing and in New Zealand, are utilised to produce the most advanced designs and carefully controlled engineering detail possible.

Competitor seals are studied and tested and improvements have been incorporated into our designs. Technical advice is readily available to combat application problems and extend seal reliability and life.



COMPREHENSIVE ENGINEERING STANDARDS

Vulcan's Engineering Department produces and documents, in our Engineering Standards Electronic System and Library, extensive and comprehensive detail on all the key technical features of our Mechanical Seal Design, Manufacture, Fitting, Assembly, Inspection and ultimate Seal Installation. Please refer to the Technical and Materials Standards Section following, your Web Portal or request details on any aspect.



EXCEPTIONAL MATERIALS

We are one of the world's highest volume manufacturers of standard mechanical seals and associated products.

Vulcan's policy is to produce superior designs of and stock the widest range of, all common standard mechanical seals, manufactured extremely well and specified to contain high quality materials, especially on the critical faces.

We primarily manufacture these materials ourselves and details of the principal grades utilised / made are documented on the following pages. For a full listing of the grade of every material in each seal, please refer to the Material Specification Table on Page 12 of this brochure or contact our Technical Department.

VULCAN® WEB PORTAL

Vulcan have created and collated a vast array of seal identification information, all of which is contained on our Web Portals, which we establish for each of our partner customers.

The first half of the portal contains an entire on-line product enquiry, order and supply processing site. This sleek, easy to use, facility enables you to check stock and production due dates, on all Vulcan products, immediately see your nett quantity related prices, contact us with enquiries and place orders. Orders are received electronically, automatically into Vulcan's system and this initiates an integrated, automated, electronic supply chain, of bar-coded product, moving through all of our processes to despatch. Customers can monitor their account and track all orders live on screen.

The second half of the Portal has been designed as a complete Technical and Commercial Data-Base of all information on Vulcan, and its products. Our aim, in building this over many years, has been to provide our customers with instant answers or detail, on all common, possible commercial or technical questions.

The principal sections are;

- Commercial and Vulcan Information Section
- Mechanical Seals Product Section
- Encapsulated 'O'-Rings Product Section
- Gland Packing Product Section
- Tefcan Expanded P.T.F.E. Product Section
- New and Up-Dated Advice Section
- Help and Instructions Section

The Mechanical Seal Section has been developed to provide comprehensive information and support on all aspects of our seals and contains the following sections:-

- Introduction to Vulcan Seals
- Vulcan Seal Electronic Presentations
- Mechanical Seal Technical Suite
- Seal Material Compatibility Charts
- Seal and Seat Identification Data-Bases

Ready seal identification is vital for our customers and recognising this, Vulcan have focused heavily on creating the best suite of tools available, to assist. This Data-Base section thus contains;

- In depth, seal / seat cross-reference charts to other manufacturers
- Comprehensive code cracker information on our main competitors
- A Vast Pump Model / Seal Search Engine
- A Unique Seal Identification Suite

This seal identification suite facility has been designed to enable rapid identification and specification of any common Standard Mechanical Seal. The process allows you to visually recognise any common seal / seat and then prompts you with advice, to check / stipulate what are the main critical dimensions or application details

The suite is simply and logically laid out, in sections by seal design type, with photographs for easy recognition. Behind each photograph, there is extensive clear advice showing;

- What are the Main Types
- Tables of Dimensions
- What Dimensions are Crucial
- Our Codes and Competitor Codes
- Material Recommendations
- Most Common Applications
- Features / Benefits
- Vulcan Stock Enquiry Link



Technical And Material Standards



Section 2



“QUALITY AND RELIABILITY ASSURED”.

QUALITY MECHANICAL SEALS

Quality, Design, Manufacture, Materials, Inspection, Assembly provided by Electronic Systemisation of Product Specification and Supply, are critical to the Mechanical Seal's Capability, performance and life. Vulcan fully understands the true meaning and importance of Quality and have long practiced the principle of Total Product and Supply Quality, through a dedication to installing built-in reliability and quality into every aspect of our company. Electronic production, inspection and process control is integral to every area of our production and logistics. The foundation for this Total Quality Philosophy is our focus upon investment in and development of world class manufacturing facilities, electronic processes and our Design, Technical and Material Standards.

RELIABLE PRODUCT

There are many alternative mechanical seal suppliers around the world. At first sight, their product may look similar but often lacks the many vital aspects which go to make a Quality Mechanical Seal. Failures in supply, fitting or operation can often result. The key is surety, safety, reliability and the resultant seal capability, performance and life. We pride ourselves on being The Most Cost Competitive, Lowest Total Cost Provider of Quality Mechanical Seals.

Vulcan welcomes visitors to view all of our production and distribution facilities, to see for yourselves the Total Quality and Customer Satisfaction Policy, which is central to our success.

LASER MARKING

Reliable identification of product is useful and can add to seal quality and reliability. Vulcan has invested in, high specification and cost, laser etching machines to mark both elastomer and Stainless Steel components. We provide this as a service to individual customer contract specification and are increasing it's use throughout our product range.

IN HOUSE PRODUCTION OF QUALITY MATERIALS

Vulcan are the world's most vertically integrated mechanical seal manufacturer. This has naturally followed from our policy and dedication to specifying optimum material standards. Then developing our in-house manufacture of these materials and subsequent components.

As a result, not only is every Vulcan Standard Mechanical Seal solely produced in our own Vulcan factories but also practically all of our component parts and materials. We consider material manufacture and development to be fundamental to the quality, performance, reliability and economy of our mechanical seals.

SINTERED SILICON CARBIDE MANUFACTURING

Vulcan have for over a decade manufactured Reaction Bonded Silicon Carbide for use within our seals. In 2004, following agreement with a global manufacturer and supplier of Carbides, Vulcan purchased an entire Silicon Carbide production plant, as part of a purchase, installation and technology swap and supply agreement.

As is our practice, we then rapidly developed this plant and facility, adding equipment such as new more efficient furnaces, isostatic presses, over forty CNC internal and external grinders, and a test and electronic inspection facility. We also subsequently opened and developed the in-house expertise and infrastructure to manufacture our own raw material; Sintered Silicon Carbide powder.

Our goals in these developments is not just to become a manufacturer and supplier of Silicon Carbide components but to incorporate the optimum quality materials, reliability and cost control into our mechanical seals.

Note;

Please note that constantly developing legislation and Vulcan practices, may affect the advice given in this brochure. All of the information supplied within is given in good faith and in Vulcan's best judgment and is meant for guidance purposes only. We make no warranty that any Vulcan part will perform satisfactorily in a given application and would strongly recommend an independent evaluation prior to acceptance. Vulcan reserves the right to amend all statements, dimensions and technical data without prior notice.

'IN-HOUSE' QUALITY ASSURED

All Vulcan Mechanical Seals are manufactured in Vulcan's advanced factories, as are practically all our components and materials. We are highly vertically integrated with consequent close control of our production, costs, quality and logistics.

NB Vulcan Mechanical Seals Manufacturing Company Limited is certified to ISO 9001.2008 and our world-wide distribution centres to ISO 9001.2008. Modern, increasingly automated, machinery is utilised to produce our designs, via carefully controlled, advanced management and production procedures. Each stage of production, assembly and inspection, is governed by electronically documented and managed, extensive and intensive, Inspection Systems and Forms.



VULCAN® QUALITY SERVICE

Our Mechanical Seal programme is designed to be totally responsive to all customer requirements. A vast array of types, sizes and materials are held in computer automated stock to enable same day despatch. The seals have been designed for maximum technical efficiency and reliable use. All product and any conceivable information required is provided on our Web Portal.

All components are inspected before supply. Vulcan work to established Quality Control Procedures and the company system, is approved to ISO 9001.2008. Vulcan operate a company T.Q.M. Programme to constantly monitor and improve performance.

Our policy of total customer service is further enhanced by the widest range and largest stock of seals in the market, essentially all Guaranteed Ex-Stock, plus an extensive network of distributors.

VULCAN'S POLICY IS A CONTINUOUS COMMITMENT TO DEVELOPING OUR PRODUCTION, INSPECTION, PRODUCT, PROCESS AND MATERIALS CAPABILITIES, THEN INTEGRATING THESE WITHIN OUR ELECTRONIC SYSTEMS AND LOGISTICS.





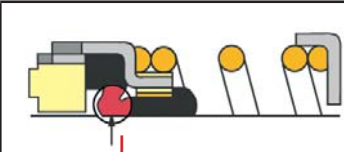

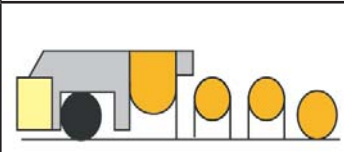
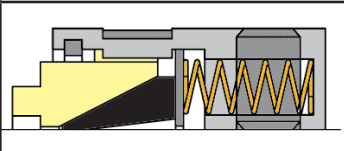
PRINCIPLES OF SHAFT SEALING

PRODUCT INFORMATION

The Vulcan Mechanical Seal Range is divided into four main methods of shaft sealing, namely; Rubber Diaphragm, Rubber Bellows, 'O'-Ring Mounted and P.T.F.E. Wedge seals.

Our extensive Mechanical Seal Range has been designed to service the global pump market and are our seals totally interchangeable with all other manufacturer's equivalent seals, without any modification to the existing seal housings and gland plates. Such is the variety available from Vulcan, we can offer to replace any single spring seal and seat, practically always straight from stock.

Typical designs of each of the main shaft seal groups are;

RUBBER DIAPHRAGM	
RUBBER BELLOWS	
'O'-RING MOUNTED	
P.T.F.E. WEDGE	

DIAPHRAGM SEALING OPERATION

The line drawing above shows the standard section of a Vulcan rubber diaphragm seal. The shaft seal is provided by the rubber diaphragm which is squeezed onto the shaft by the drive ring. Once fitted, the rubber diaphragm will grip the shaft giving a strong static seal and very positive drive, via the drive ring, to the seal face. As there is no relative movement between the shaft and the rubber diaphragm, shaft fretting, wear and hang-up hysteresis are eliminated and the seal can immediately accommodate some shaft run-out and misalignment.

Shaft axial movement and the movement required during the working life of the seal is handled by the elastomer rubber flexing at its junction point (**J on dia**). The seal head automatically adjusts to compensate for any face misalignment, usually caused by shaft end float / pump body misalignment.

The closing spring force and the seal pumping pressure force maintain the faces in full contact, whilst the rubber diaphragm acts as an elastomeric bellows providing sustained flexibility. Positive drive of the seal face is transmitted via the drive ring and retaining housing and not via the spring, which merely provides some closing force to the mechanical seal faces. These seals can therefore be used to seal shafts rotating in either direction and in vacuum applications.

RUBBER BELLOWS SEALING OPERATION

Vulcan elastomeric bellows seals are of compact design with a sealing action that provides many benefits. The bellow's high strength and flexibility is the key to the very reliable performance of this type of seal; as it readily accommodates seal misalignment, end-float and seal face wear.

The convoluted bellows profile makes these seals ideal for media prone to clogging or for hygienic applications. Designed for confined spaces and limited gland depths, Vulcan rubber bellows seals are bi-directional in operation and provide secure bellows, for longer life in a wide range of applications.

'O'-RING MOUNTED SEALING OPERATION

Our conical spring, 'O'-Ring mounted, mechanical seals have been designed by Vulcan to have a small cross-section and a complete recessed 'O'-Ring housing.

A narrow seal head width allows the seals to easily fit confined DIN 24960 (EN12756) housings, whilst also providing the benefits of reduced face surface running speed, with increased circulation around the seal faces.

Seal loading is provided by conical springs or wave springs, with conical springs being the most common.

Seal drive is provided by the conical spring tightly gripping the shaft at its base, or by grub-screws in the case of wave-spring seals.

Conical Spring seals are supplied as standard with right-hand drive springs for clockwise shafts. Left-hand springs for anti-clockwise shaft rotation should be specified on order.

Utilisation of wave spring technology in Vulcan seals allows the design of extremely compact seals, in both the axial and radial directions. Wave springs provide equal loading and deflection at a fraction of the free height when compared to helical springs, making them suitable for limited spaces.

Other main advantages for mechanical seal use are their insensitivity to contaminants, whilst providing straightforward fitting. These main characteristics make wave springs ideal for food, chemical and restricted fitting applications which are prone to clogging.

Our resilient 'O'-Ring mounted seal designs are technically efficient (readily accommodating misalignment and vibration) and are highly versatile. Vulcan offer a wide range of face material combinations and spring / seat sizes to suit most applications. Our design standard of a narrow cross-section head with full recessed 'O'-Ring groove, combined with alternative seal face materials, maximises seal performance and prolongs seal life.

P.T.F.E. WEDGE SEALING OPERATION

The chemically resistant P.T.F.E. component is spring loaded, to force the flexible angular lip of the wedge, into tight contact with the shaft. The same spring force impacts a sufficient load to the rotary face to create a suitable seal interface, with a varied choice of standard stationary seats. The features associated with the wedge seal design make these seals ideally suited for chemical process pumps and many other aggressive media applications.



VULCAN® MECHANICAL SEALS

SERVICE CAPABILITIES

The limits of pressure, temperature and speed are dependant upon the materials specified for the rotary seals and seats, as well as the nature of the media to be sealed. The maximum capabilities of each seal type are shown on the individual data sheets.

Changes in seal operating capabilities are partially a factor of the nature of each seal design but are highly influenced by selection of elastomer type and seal face materials.

Elastomer selection primarily sets temperature and chemical resistance;

Material	Standard Recommendation	Temperature Range
Nitrile	For general duties	-30°C to +120°C -86°F to +248°F
Ethylene Propylene	For general duties especially hot water	-40°C to +140°C -104°F to +284°F
Viton®	For general chemical applications	-30°C to +230°C -86°F to +356°F
Neoprene	For refrigeration applications	-50°C to +100°C -122°F to +212°F
FEP/PFA	For near universal chemical resistance	-60°C to +205/260°C -140°F to +401/500°F
Kalrez®	For absolute chemical and temperature capability	-50°C to +310 deg°C -122°F to +590°F

Differing face material combinations affect seal capability, performance and life. Their PV (Pressure X Velocity) value largely determines the suitability of material combinations of seal faces and specifically the amount of heat generated at the faces. The ability of the face material to resist wear increases the life of the seal particularly in abrasive applications.

Vulcan offer face combinations, from Carbon, solid Ceramic and Stainless Steel materials, as standard. We recommend fine-grained, Reaction-Bonded Silicon Carbide as the superior "hard face" material, to be used for both faces for maximum wear resistance, or to run against Carbon for ultimate PV capability.

IMPORTANT NOTE

All information in this brochure is given in good faith, but without warranty, and is based on our functional evaluations, experience and published technical data.

As such all data and recommendations shown in this brochure are indicative only. Particularly, any application data should not be used in conjunction as maximums applicable in any application. Service and equipment conditions greatly affect product capability and performance.

All specifications, dimensions and data may change without notice. You should confirm any necessary detail with our technical specialists or distributors.

We reserve the right to change specifications without notice.

The purchaser should thoroughly test any application and independently conclude satisfactory performance of the product, for his intended use. Vulcan Engineering Limited and any associated companies, accept no claim(s) for legal action rising as a result of the information contained in this document, and shall not be liable for the misuse of the full, or any part of the document, over and above its intended use for information on Vulcan products only.

BRAND NAMES ®

All brand names and product names used in this catalogue are trade names, service marks, trade marks or registered trade marks of their respective owners.

All products are manufactured to Vulcan drawings.

Use of other brand names is for informational purposes only.

SEAT SELECTION

Correct seat selection lays the foundation for maximising seal performance. Preferred seat types are shown with each seal. However, the large majority of seats will track with practically any seal, thereby giving a maximum range of possible combinations.

Seat housings, for all Vulcan seats, are recommended to have a machined lead in of 1.5 to 2.0 mm (0.060" x 0.080") at 20 to 30 degrees angle.

PRINCIPLE ADVANTAGES OF SINGLE SPRING MECHANICAL SEALS

- Single Spring – gives superior axial and angular flexibility. The seal's design compensates for misalignment and machinery tolerances.
- Non-dogging – large single spring, plus free-movement of the elastomer rubber shaft seal, combats seal failure through build up of solid material.
- Self-adjusting – the flexible moving rubber shaft seals accommodate shaft end float and take up wear.
- Minimal Wear – strong static seal to the shaft minimises shaft fretting.
- Versatile – Compact in design and simple to fit. Standard designs and sizes for all common imperial, metric and DIN 24960 (EN12756) housings are standard.
- Extremely cost effective – low capital cost, proven reliability of design, easy to fit and accommodating in use, excellent seal performance and ex-stock service on a complete range of seal types, materials and sizes, make Vulcan single spring seals the choice for the majority of applications.
- Large diameter spring wire – can withstand a great deal of corrosion.

PRINCIPLE ADVANTAGES OF MULTIPLE SPRING SEALS

- Even Face Loading Circumferentially – from the seal face closing forces exerted by the individual springs.
- Shorter Axial Space – multiple springs require less axial length to provide the required face closing forces, allowing for shorter seal working length designs, compared to single coil spring seals.
- More Even Face Closing Pressure - multiple small springs are not as susceptible to distortion at high speeds as are larger single springs. As a result, they will exert a more even closing face pressure on the seal ring at all times.
- Vulcan Designs – routinely seal the multiple springs out of the fluid thus minimising the potential for corrosion and/or clogging.

PRINCIPLE ADVANTAGES OF WAVE-SPRING SEALS

- Very Short Working Length – wave-springs are superior to coil springs, especially single springs, in certain applications because they provide lower working heights with the same force.
- Consistent Lower Force On Seal Faces – a very low spring rate, with an extremely flat load deflection curve, can be designed by incorporating a multiple turn wave-spring, leading to potential increased seal life.
- Hygienic – wave-springs eliminate the need to drill blind holes for multiple springs, that will trap product, which along with their non-dogging operation, facilitates wave-springs specification in hygienic duties.
- More Suitable For Highly Viscous Products – especially coagulating or crystallising media, such as heavy slurry or high viscosity sugar applications, as the spring will not become clogged.
- Vulcan Designs – minimise the potential for wave-spring fracture and failure. Single turn wave-springs have over-lapping ends. Our sinusoidal wave-springs are one piece with no weld spots, which are weak-points at the point of maximum stress.



STANDARD MECHANICAL SEAL MATERIALS SPECIFICATIONS

The following table highlights the Metallurgical and Face Materials offered as standard for the Vulcan stock range of Mechanical Seals. Any other material you may require is usually available, often from stock and always to production. Further stock material information is shown on each Type page; otherwise please contact us. All Face Material grades shown below are detailed on pages 14 and 15. The Metallurgical Grades shown are standard international grades of Stainless Steel and of Hastelloy C; namely Hastelloy Grade 276.

Brochure Section	Seal Type	Material							
		Spring	Other Metal Parts	Carbon	Ceramic	Silicon Carbide		Tungsten Carbide **	
						Rotary	Stationary	Rotary	Stationary
Conical Spring	7D	304SS	304SS	M106K+	V99 CER	VES2	VES2	Ni10	Ni6
	8B	304SS	304SS	M106K+	V99 CER	VES2	VES2	Ni10	Ni6
	8	304SS	304SS	M106K+	V99 CER	VES2	VES2	Ni10	Ni6
	8DIN	304SS	304SS	M106K+	V99 CER	VES2	VES2	Ni10	Ni6
	82	304SS	304SS	M106K+	V99 CER	VES2	VES2	Ni10	Ni6
	9	304SS	304SS	M106K+	V99 CER	VES2	VES2	Ni10	Ni6
	12	304SS	304SS	M106K+	V99 CER	VES2	VES2	Ni10	Ni6
	12DIN	304SS	304SS	M106K+	V99 CER	VES2	VES2	Ni10	Ni6
	126	316SS	316SS	M106K+	V99 CER	VES2	VES2	Ni10	Ni6
Elastomeric Bellows	13	304SS	304SS	M106K+	V99 CER	VES2	VES2	Ni10	Ni6
	13DIN	304SS	304SS	M106K+	V99 CER	VES2	VES2	Ni10	Ni6
	14 SERIES	304SS	304SS	M106K+	V99 CER	WNV2	VES2	Ni10	Ni6
	19 SERIES	304SS	304SS	M106K+	V99 CER	WNV2	VES2	Ni10	Ni6
	1511/J	304SS	304SS	M106K+	V99 CER	WNV2	VES2	Ni10	Ni6
Parallel Spring Diaphragm	1520/H	304SS	304SS	M106K+	V99 CER	WNV2	VES2	Ni10	Ni6
	1724/L/S	304SS	304SS	M106K+	V99 CER	VES2	VES2	Ni10	Ni6
	10/20	304SS	304SS	M106K+	V99 CER	VES2	VES2	Ni10	Ni6
	11/22	304SS	304SS	M106K+	V99 CER	VES2	VES2	Ni10	Ni6
	U11	304SS	304SS	M106K+	V99 CER	VES2	VES2	Ni10	Ni6
Balanced Diaphragm	11J/20H	304SS	304SS	M106K+	V99 CER	VES2	VES2	Ni10	Ni6
	24/L/S	304SS	304SS	M106K+	V99 CER	VES2	VES2	Ni10	Ni6
	A1	304SS	304SS	M106K+	V99 CER	VES2	VES2	Ni10	Ni6
	A2/H	304SS	304SS	M106K+	V99 CER	VES2	VES2	Ni10	Ni6
Parallel Spring O-Ring	A4/J	304SS	304SS	M106K+	V99 CER	VES2	VES2	Ni10	Ni6
	A5/J	304SS	304SS	M106K+	V99 CER	VES2	VES2	Ni10	Ni6
	95	304SS	304SS	M106K+	V99 CER	VES2	VES2	Ni10	Ni6
	96	304SS	304SS	M106K+	V99 CER	VES2	VES2	Ni10	Ni6
Multiple Spring	97	304SS	304SS	M106K+	V99 CER	VES2	VES2	Ni10	Ni6
	98	304SS	304SS	M106K+	V99 CER	VES2	VES2	Ni10	Ni6
	1609/1609S	HC276	316SS	FH82Z5	V99 CER	WNV2	WNV2	Ni10	Ni6
	1609B/1609BS	HC276	316SS	FH82Z5	V99 CER	WNV2	WNV2	Ni10	Ni6
	1645/1645S	HC276	316SS	FH82Z5	V99 CER	WNV2	WNV2	Ni10	Ni6
	1645B/1645BS	HC276	316SS	FH82Z5	V99 CER	WNV2	WNV2	Ni10	Ni6
Wave Spring Seals	1659/1659S	HC276	316SS	FH82Z5	V99 CER	WNV2	WNV2	Ni10	Ni6
	1659B/1659BS	HC276	316SS	FH82Z5	V99 CER	WNV2	WNV2	Ni10	Ni6
	40L/S	HC276	316SS	M825	V99 CER	WNV2	WNV2	Ni10	Ni6
	55B	HC276	316SS	M825	V99 CER	WNV2	WNV2	Ni10	Ni6
Water Pump Seals	1677	316SS	316SS	M825	V99 CER	WNV2	WNV2	Ni10	Ni6
	1677M	316SS	316SS	M825	V99 CER	WNV2	WNV2	Ni10	Ni6
	1678	316SS	316SS	M825	V99 CER	WNV2	WNV2	Ni10	Ni6
	1688	PH15-7	304SS	M106K+	V99 CER	VES2	VES2	Ni10	Ni6
Type 06 Seals	18	304SS	304SS	M106K+	V99 CER	VES2	VES2	Ni10	Ni6
	60/65	304SS	304SS	M106K+	V99 CER	VES2	VES2	Ni10	Ni6
	70/75	304SS	304SS	M106K+	V99 CER	VES2	VES2	Ni10	Ni6
Seals for Food, Beverage And Dairy Industries	06	316SS	316SS	M106K+	V99 CER	VES2	VES2	Ni10	Ni6
	NO PREFIX	304SS	304SS	M106K+	V99 CER	VES2	VES2	Ni10	Ni6
	W - PREFIX	316SS	316SS	M106K+	V99 CER	VES2	VES2	Ni10	Ni6
Stationaries	Y - PREFIX	316SS	316SS	M825	V99 CER	WNV2	WNV2	Ni10	Ni6
	23	N/A	N/A	N/A	V99 CER	N/A	WNV2	N/A	Ni6
	25	N/A	N/A	N/A	V99 CER	N/A	WNV2	N/A	Ni6
	32	N/A	N/A	N/A	V99 CER	N/A	WNV2	N/A	Ni6
	ALL REST	N/A	N/A	M106K+	V99 CER	N/A	VES2	N/A	Ni6



VULCAN® ELASTOMERS

In order to ensure absolute cost and quality control, all standard secondary seal materials are manufactured in-house by Vulcan (except for 'O'-Rings). We compound and manufacture the final elastomer and then mould our components, from moulds produced in our own machine shops. The Vulcan factories' moulding section utilises modern moulding machinery and techniques to produce any and all elastomeric components required for our seals, or as specials to customer needs. Vulcan thus, uniquely in the mechanical seal industry, produce all our standard elastomer components, through final compounding of elastomer material, vulcanisation, oven curing, production of moulds, moulding, final curing and automatic flash removal.

NITRILE RUBBER VULCAN® GRADE VN19 SPECIFICATION

MATERIAL ANALYSIS

Acrylonitrile Butadiene Rubber	50.2%
Filler	36.6%
Plasticizer	7.5%
Activators	4%
Vulcanizing agents	0.3%
Accelerator	1.4%

PROPERTIES

Original

Hardness (Shore A ASTM D2240):	70 ±5
Tensile Strength (ASTM D412):	≥11 Mpa / 1.595 ksi
Elongation at Break (%) (ASTM D412):	≥220

Heat Ageing in hot air at 100°C / 212°F for 24hr (ASTM D573)

Tensile Strength change (%):	≥ -15
Elongation at Break change (%):	≥ -35
Hardness (Shore A) change (%)	≥+10

Fluid Immersion in ASTM3 oil at 100°C / 212°F for 24hr (ASTM D472)

Hardness (Shore A) change (%)	-3 ~ +7
Volume change (%):	-8 ~ +6

E.P.D.M RUBBER VULCAN® GRADE VEP.MAR.4045 SPECIFICATION

MATERIAL ANALYSIS

Ethylene Propylene Rubber	51.92 %
Filler	42.06 %
Plasticizer	2.34 %
Activators	2.6 %
Accelerator	1.08 %

PROPERTIES

Original

Specific Gravity (ASTM D1817):	1.12 / 1.18
Hardness (Shore A ASTM D2240):	70.0 ±5
Tensile Strength (ASTM D412):	≥14 Mpa / 1.740 ksi
Elongation at Break (%) (ASTM D412):	≥200
Brittleness Temperature °C / °F	-55 / -67

Heat Ageing in hot air at 150°C / 302°F for 24hr

Elongation at Break change (%):	-20
---------------------------------	-----

NEOPRENE RUBBER VULCAN® GRADE VNE11 SPECIFICATION

MATERIAL ANALYSIS

Neoprene®	12%
Magnesium Oxide	4%
Zinc Oxide	5%
H.A. Carbon Black	20%
S.R. Carbon Black	40%
Di-Octyl-Phthalate	15%
D.D Accelerator	1%
C.B.S Accelerator	1%
E.T Accelerator	0.5%
Sulphur	0.5%
Stearic Acid	1%

PROPERTIES

Original

Specific Gravity (ASTM D1817):	1.5
Hardness: Shore A (ASTM D2240):	70
Tensile Strength (ASTM D412):	11.3 Mpa / 1.638 ksi
Elongation at Break (%) (ASTM D412):	480

Heat Ageing in hot Air at 100°C / 212°F for 70hr (ASTM D573)

Hardness change points shore A:	+2
Elongation change (%):	-20
Tensile strength change:	-0.48 Mpa / 0.069 ksi
Weight loss grams:	Negligible

Fluid Immersion in ASTM 3 oil at 100°C / 212°F for 70hr (ASTM D471)

Hardness change points shore A:	-26.1
Elongation change:	-2.0 Mpa / 0.290 ksi
Tensile Strength change:	-3.0 Mpa / 0.435 ksi

FEP SILICONE / VITON®

FEP Encapsulated Silicone or Viton® 'O'-Rings are available, usually from stock. Please refer to our Vulcan Chem-Rings Brochure for further Technical and Material Information.

Please contact our Commercial Technical Department for advice on fitting FEP/PFA Encapsulated 'O'-Rings to mechanical seals. Vulcan fit only upon production or supply as separate.

VITON® RUBBER VULCAN® GRADE V3F.FE2602 SPECIFICATION

MATERIAL ANALYSIS

Viton®	69%
S.F Carbon Black	15%
Magnesium Oxide	5%
Calcium Hydroxide	7%
NN-Dicinnamal-1,6-hexamethylenediamine	2.5%
Carnauba wax	1.5%

PROPERTIES

Original

Hardness: Shore A (ASTM D2240):	70 ±5
Tensile Strength (ASTM D412):	≥10 Mpa / 1.450 ksi
Elongation at Break (%) (ASTM D412):	≥220

Heat ageing in hot air at 200°C / 392°F for 24hr (ASTM D573)

Elongation change (%):	≥ -30
Tensile Strength change:	≥ -20 Mpa / 2.900 ksi
Hardness change (%)	≥ (0 ~ +10)

Fluid Immersion in ASTM3 oil for 70hr at 150°C / 302°F (ASTM D471)

Volume change (%):	-3 ~ -5
--------------------	---------

Notes:

Vulcan compound has Viton® mixing content of 66% plus. The Fluoro-Elastomer Rubber content is of course vital for the chemical and heat resistant properties of the elastomer. Beware of "Viton®" rubbers with incorrect Fluoro-Elastomer content, sometimes only 30% or even less. It is important to obtain the correct quality content specification. True Viton® requires a minimum content of 66% Viton®.

PERFLUORO ELASTOMERS

Vulcan utilise Kalrez® as standard but can offer any brand of supplied Perfluoro elastomer to meet your requirements and specifications. Please refer to the relevant manufacturer's Technical Information.



VULCAN® FACE MATERIALS

A seal's capability, performance and life is significantly influenced by the grade, quality and combination of face materials used. Vulcan's policy is to therefore only utilise the best grades of face materials and to control their specification and manufacture from raw powder.

As such, Vulcan manufacture in-house all of our hard face materials. Silicon Carbide (both Reaction Bonded and Sintered) and Tungsten Carbide (Nickel and Cobalt bound) are produced by Vulcan in all stages, from raw powder to final ground and lapped component.

Extensive research and technological development, allied to advanced manufacturing techniques and facilities, with intensive Quality Control and testing, has enabled Vulcan to produce materials which exceed the standards supplied from competitors, even specialist, international Tungsten Carbide / Silicon Carbide manufacturers. Vulcan also specify and fit 99.5% Purity Alumina Ceramic, as standard, to all seal/seat types. Practically all of our "single spring seal" competitors utilise the lower cost and quality 95 / 96% purity ceramic and may only offer 99.5%, for improved capability and performance, at a premium cost.

Vulcan Grade M106K+ is a machined resin grade fitted to many of our standard Seals giving significant improvements compared to the common competitor standard carbons seen. Our policy is to specify and utilise as standard, only the best quality on all our face materials.

CARBON GRADES SPECIFICATION:

	FH82Z5	M825	M106K+	M106D
CARBON GRADE	Triple Phenolic Resin Impregnated Carbon / Graphite	Double Phenolic Resin Impregnated Carbon / Graphite FDA Compliant	Double Phenolic Resin Impregnated Carbon / Graphite	Antimony metal impregnated Carbon / Graphite
Flexural Strength	≥75 Mpa / 10.877 ksi	≥65 Mpa / 9.427 ksi	≥65 Mpa / 9.427 ksi	≥65Mpa / 9.427 ksi
Compressive (Bending Fracture Strength)	≥250 Mpa / 36.259 ksi	≥200 Mpa / 29.007 ksi	≥200 Mpa / 29.007 ksi	≥220 Mpa / 31.908 ksi
Density	1.70 - 1.90 g/cm ³ / 0.061 - 0.068 lb/in ³	1.76 g/cm ³ / 0.063 lb/in ³	1.76 g/cm ³ / 0.063 lb/in ³	2.3g/cm ³ / 0.083 lb/in ³
Hardness	≥100 Hs	≥85 Hs	≥85 Hs	≥80Hs
Porosity	≤2.0%	≤2.0%	≤2.0%	≤2.0%
Temperature Limit	200°C / 392°F	200°C / 392°F	200°C / 392°F	350°C / 662°F
Coefficient of Thermal Expansion	4.7 x 10-6/°C (20- 200°C)	5.0 x 10-6/°C (20- 200°C)	5.0 x 10-6/°C (20- 200°C)	5.0 x 10-6/°C (20- 200°C)

Notes:

1. The seal face material grade fitted to all Vulcan's standard seals is shown on the material specification chart shown on page 12 of this brochure.
2. M825 is N.W.C. approved for use in contact with potable water and is F.D.A. / E.C. regulation number 1935 / 2004 compliant.
3. Usually any material may be specified to be incorporated with any Vulcan seal, sometimes at additional cost.

CERAMIC GRADE V99 CER HIGH PURITY ALUMINA CERAMIC

DESCRIPTION	
Purity	> 99.30%
Density	3.85 - 3.90 g/cm ³ / 0.139 - 0.140 lb/in ³
Apparent Porosity	0.04
Hardness	> 90 Hs
Bond Strength	> 3000 Kg/cm ² / 42660 lb/in ²
Sample Dried At 110°C / 230°F	
Silica	0.15% (SiO ₂)
Titania	< 0.01% (TiO ₂)
Ferric Oxide	0.04% (Fe ₂ O ₃)
Lime	0.04% (CaO)
Magnesia	0.55% (MgO)
Potash	< 0.01% (K ₂ O)
Soda	< 0.03% (Na ₂ O)
Phosphorus Pentoxide	< 0.02% (P ₂ O ₅)
Chromium Sesquioxide	< 0.01% (Cr ₂ O ₃)
Manganic Oxide	< 0.01% (Mn ₂ O ₃)
Zirconia	< 0.02% (ZrO ₂)
Hafnia	< 0.01% (HfO ₂)
Lead Monoxide	< 0.02% (PbO)
Barium Oxide	< 0.01% (BaO)
Strontia	< 0.01% (SrO)
Stannic Oxide	< 0.01% (SnO ₂)
Loss on Ignition at 1025 Deg C.	0.04%
Approx. Sulphur Trioxide After L.O.I. and Fusion	< 0.05% (SO ₃)
Alumina	99.35% (Al ₂ O ₃)

M106D ANTIMONY CARBON

Antimony metal impregnated Carbon is a stronger, higher density grade of Carbon, with greater wear and temperature resistance compared to many resin impregnated carbons.

It is important to consider, before use of Antimony impregnated Carbon, the potential health hazards posed by the Antimony metal leaching from the Carbon into the media. In no instance should a mechanical seal with an Antimony Carbon component be considered to be used on process equipment involved in food, beverage or ingredient production, for humans or animals, in our opinion.

Antimony impregnated Carbon offers greater performance in applications where there is poor, or even temporarily absent, lubrication and cooling to the seal faces, or the media is high temperature. Such applications could be self-priming pumps where dry start-up is possible, boiler feed water pumps, or medias such as volatile solvents or volatile petrochemicals that provide very poor lubrication to the sealing faces.

If in doubt whether to specify Antimony Carbon, please contact our Technical Commercial Department for advice.



VULCAN® FACE MATERIALS

SILICON CARBIDE GRADES SPECIFICATION:

SILICON CARBIDE GRADE MATERIAL SPECIFICATION	VES2	CHV1	WNV2	CPV1	
	REACTION BONDED SILICON CARBIDE	SINTERED SILICON CARBIDE GRAPHITE LOADED	SINTERED SILICON CARBIDE	POROUS SINTERED SILICON CARBIDE	
Purity ; % Pure Silicon Carbide	≥88	Sic – 80-85 Graphite – 15-20	≥99	≥98	%
Hardness (Vickers 0.5)	≥2200 / 3129	≥2400 / 3413	≥2600 / 3698	≥2600 / 3698	Kg/mm ² / lb/in ²
Compressive Strength	≥2000 / 290	≥2000 / 290	≥3600 / 319	≥2000 / 290	Mpa / ksi
Fracture Strength	≥4 / 0.580	≥3.2 / 0.464	≥3.2 / 0.464	≥3.2 / 0.464	Mpa / ksi
Flexural Strength	≥350 / 50.763	≥280 / 40.610	≥400 / 58.015	≥240/34.809	Mpa / ksi
Density	≥3.00 / 0.108	≥3.0 / 0.108	≥3.10 / 0.111	≥3.0 / 0.108	gm/cc / lb/in ³
Grain Size	≤15 / 0.0006	5-500 / 0.002 - 0.02	≤5 / 0.0002	<5	µm / ins
Thermal Conductivity	150	≥110	110	≥90	W/m.k
Thermal Expansion	4.4	≤4.1	≥4.7	≥4.7	10-6/°C
Porosity	0	≤3.0	≤0.2	4-12	%
Youngs Modulus	≥350 / 50763	≥400 / 58015	≥410 / 59465	≥400 / 58015	Gpa / ksi
Poisson Ratio	0.15	0.15	0.16	0.16	
Maximum Working Temperature	1300°C / 2372°F	1600°C/2912°F	1700°C / 2552°F	1600°C / 2912°F	°C / °F
Typical Pore Size	N/A	N/A	N/A	40-75 / 0.0016 - 0.003	µm / ins

Notes:
Vulcan manufacture and stock Reaction Bonded and Sintered Silicon Carbide. As such we supply both Reaction Bonded and Sintered Silicon Carbide as standard, so please check the stock code or specify should you require a specific grade.

TUNGSTEN CARBIDE GRADES SPECIFICATIONS

Ni10 NICKEL BASED T.C MATERIAL SPECIFICATION:		
Chemical Composition (by Weight)		
Tungsten Carbide:	90%	(+/- 0.25%)
Nickel:	10%	(+/- 0.25%)
DESCRIPTION		
Hardness Hv30	1300-1400	
Density	14.4-14.6 gm/cc / 0.520 - 0.527 lb/in ³	
Ultimate Compressive Strength	> 600,000 psi	
Ultimate Tensile Strength	> 200,000 psi	
Modulus of Elasticity	99.8 x 10 ⁶ psi	

Notes:
Vulcan have set exceptional standards for Quality in our Tungsten Carbide production and routinely produce to our specification of A02, B02, C02 standard.

Fine grain Tungsten Carbide is both more expensive to purchase and difficult to process. However, it produces the finest, most uniform, grain structure and best quality Tungsten Carbide. Beware of Tungsten Carbides manufactured from re-cycled powder, which are lower cost to produce but have reduced product material matrix integrity and performance capability.

Our Tungsten Carbide Quality is governed by and microscopically inspected to ISO 4505:1978, whereby minute pores up to 10 micron / 0.0004 ins (A), 10-25 micron /0.0004 - 0.0009 ins (B) and free Carbon inclusions (C) are classified on a scale from 1 to 8.

Ni6 NICKEL BASED T.C. MATERIAL SPECIFICATION		
Chemical Composition (by Weight)		
Tungsten Carbide:	94%	(+/- 0.25%)
Nickel:	6%	(+/- 0.25%)
DESCRIPTION		
Hardness Hv30	1425-1575	
Density	14.8 -15 gm/cc / 0.535 - 0.541 lb/in ³	
Ultimate Compressive Strength	680,000 psi	
Ultimate Tensile Strength	210,000 psi	
Modulus of Elasticity	94 x 10 ⁶ psi	

NI-RESIST GRADE SPECIFICATION


NI-RESIST SPECIFICATION	
Carbon [C]:	2.8%
Silicon [Si]:	2.5%
Manganese [Mn]	1.0%
Phosphorus[P]	0.2%
Nickel [Ni]:	20.0%
Chromium [Cr]:	2.0%
Magnesium [Mg]:	0.1%
Iron [Fe]:	Balance
MATERIAL PROPERTIES	
Tensile Strength 1000lb./sq. in.	60
Hardness: HB	175
Thermal Expansion (32°-212°F) x 10-6in./in.)(°F):	10.4
Density lb/cu. In.	0.286
Melting Point °F/°C	2250/1232





FACE PV VALUES AND CHART

The selection of the optimum face material combination is primarily dependent upon the application conditions and is vital for optimal seal performance and life. Most particularly, this primarily sets or limits the seals capability / suitability for any given application, along with the seals design. Seal face PV values effectively set the limits of a seal face combination, due to the relationship between maximum operational pressure and circumferential speed, dictating the performance and life of a seal. Seal PV charts have been created in each standard seal section of this brochure to establish a guidance, theoretical maximum, pressure value, for all standard material face combinations.



VULCAN FOLLOW IMECHE (INSTITUTE OF MECHANICAL ENGINEERS) GUIDELINES AND THEREFORE DON'T RECOMMEND UTILISATION OF UN-BALANCED SEALS BEYOND THE PUBLISHED PRESSURE LIMITS. WE THEREFORE STRONGLY RECOMMEND INDIVIDUAL TESTING / MONITORING FOR ANY PROPOSED APPLICATION.

The tables below are to be used in conjunction with the PV charts, where the relevant multiplying factors are applied to arrive at the seal's maximum pressure rating. See "How to Determine Maximum Operating Pressure" below by way of an illustrative example.

APPLICATION CONDITIONS TABLE

FACTOR	SELECTION CRITERIA	MULTIPLIER
PRODUCT FLUID	Lubricating fluids	x 1.00
	Aqueous solutions / Water	x 0.85
TEMPERATURE	Below 70°C (158°F)	x 1.00
	Between 71°C and 120°C (160°F and 248°F)	x 0.85
	Between 121°C and 175°C (250°F and 347°F)	x 0.75
	Over 176°C (349°F)	x 0.60
SPEED	Up to 1750 R.P.M.	x 1.00
	1750 R.P.M. to 3600 R.P.M.	x 0.80

FACE AND SEAT MATERIAL COMBINATIONS

MATERIAL FACE COMBINATIONS	MULTIPLIER
Carbon vs Reaction Bonded Silicon Carbide	x 0.90
Carbon vs Tungsten Carbide	x 0.90
Carbon vs Ceramic	x 0.50
Tungsten Carbide vs Tungsten Carbide	x 0.50
Sintered Silicon Carbide vs Sintered Silicon Carbide	x 0.41
Carbon vs Stainless Steel	x 0.30
Reaction Bonded Silicon Carbide vs Reaction Bonded Silicon Carbide	x 0.50
Sintered Silicon Carbide vs Reaction Bonded Silicon Carbide	x 0.41
Carbon vs Sintered Silicon Carbide	x 0.85

"HOW TO DETERMINE MAXIMUM OPERATING PRESSURE"

The maximum operating pressures shown in the chart apply to a Carbon face running against a Reaction Bonded Silicon Carbide seat. The ratings given, in this and all PV. value charts shown in this brochure and Vulcan's Technical Literature, assumes stable operation, at the speeds shown, in a clean, cool, lubricating, non-volatile fluid, with adequate flush rate.

To determine the maximum operating pressure for a specific duty, simply multiply the value obtained, from the graph for a particular seal size and type, by the appropriate factors given in the tables.

For Example:

Seal Type: 2.000" Type 20
 Face Combination: Carbon / Ceramic.
 Speed: 1450 R.P.M.
 Temperature: 50°C (122°F)
 Media: Water

Obtain the nominal pressure rating from the Seal Type PV Chart (for a Diaphragm Seal Type) where the 2.000" shaft size line intersects the seal type line. Go across to find the pressure (i.e. 9 bar). Then apply the multiplying factors from the table to obtain the final approximated guidance maximum pressure value.

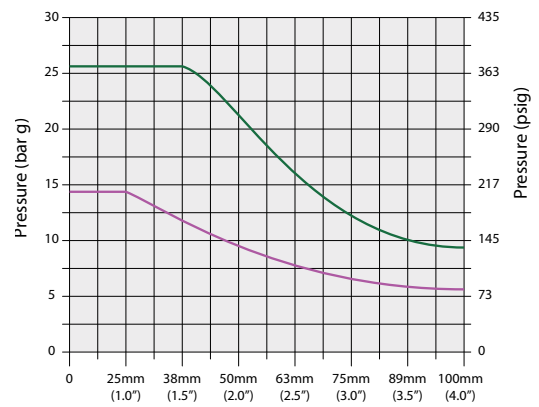


CHART BASED UPON: CARBON VS REACTION BONDED SILICON CARBIDE SEAL FACES
 10/20/11/22/24 A1/A2/A4/A5

For this example the "Approximated Guidance Maximum Pressure Value" would be;
 9 Bar (from PV Chart) x 0.55 (Face Materials) x 1.00 (Speed) x 1.00 (Temperature) x 0.85 (Fluid Type) = 4.2 Bar

Note.

Our policy is one of continuous technical and efficiency improvement. As such, all specifications may be subject to change without prior notice. Please note that due to the many application variants affecting seal performance, these charts are for guidance only. Theoretical PV values are based on a seal life of 9000 hours and were calculated from Vulcan's (and available published) technical data, knowledge and judgment.



MECHANICAL SEAL TESTING

Vulcan have designed, specified and installed a unique, tri-parate, static air pressure test rig, into our seal assembly department. This is utilised, partly for seal testing purposes, but primarily to sample inspect and test seals, from production. In addition, we can offer 100% batch inspection and test, to agreed parameters, as part of our supply to individual customer contracts and specification.




The Vulcan mechanical seal design types shown in this brochure have been tested on our rotary test facilities. The seal performance data produced support Vulcan's published Maximum Recommend Operating Parameters, which can be calculated for each seal type using the provided PV Charts in combination with the Application Conditions and Material Combination Multiplying Factors, please refer to page 16 for a full explanation on how these are calculated.

ELECTRONIC INSPECTION

Vulcan are and have long been passionate about the benefits, for Seal Quality Assurance and Performance Improvement, of automated, electronic imaging, sizing and analytical machines.

We routinely and systematically electronically inspect at each stage of manufacture, assembly and supply, from incoming materials to final bar-coded despatch.



MATERIAL TESTING

Our policy has always been to specify the best quality elastomer and seal face materials, as they are the very essence of "what actually seals". To support and ensure this and as an integral part of our new material / production developments, we have extensive material test facilities.



This programme of in-house face materials development and manufacture has successfully led to a range of Silicon Carbide materials, for instance, becoming a major separate materials business, within The Vulcan Group.

FITTING ADVICE

FITTING INSTRUCTIONS FOR ROTARY MECHANICAL SEALS; PLEASE OBSERVE THE FOLLOWING RULES;

EQUIPMENT CONDITION

- Check the condition of the equipment shaft and bearings for the following:
- Shaft diameter is within tolerance $\pm 0.05\text{mm}$ ($\pm 0.002''$).
- Shaft run out is less than 0.1mm (0.004") for shaft speeds up to and including 1800 R.P.M. and less than 0.05mm (0.002") for shaft speeds greater than 1800 R.P.M.
- Shaft max. ovality (concentricity) $\pm 0.025\text{mm}$ ($\pm 0.001''$)
- Shaft bearing clearances should not permit lateral axial movements exceeding 0.12mm (0.005") i.e. Shaft End Float should be less than 0.12mm (0.005")
- Shaft surface finish, should be a maximum of 0.3/0.6 Rm.
- Seat housing diameter tolerance should be within $\pm 0.05\text{mm}$ ($\pm 0.002''$)
Make sure the seat housing surfaces are free from damage or corrosion.

PREPARATION

- There are no sharp edges, burns, scratches or corrosion where the seal must pass over. It is recommended that the shaft is chamfered at the end to aid assembly. A typical lead in of 2.5mm (0.098") x 10 degree angle for seal sizes up to 63.5mm (2.500") and 4mm x 10 degree angle for seal sizes over 63.5mm (2.500") is satisfactory.
- Do not place face(s) down on any surface unless protected by clean cloth or paper.

ENSURE THE EQUIPMENT OPERATING CONDITIONS DO NOT EXCEED THE SEALS DESIGN PARAMETERS.

INSTALLATION OF SEAL AND SEAT

- Extreme cleanliness and care is essential during installation. When ready to use, lay parts onto a clean flat surface and remove protective wrapping. Take care not to cut or damage any seal parts, as these can easily be damaged if mishandled.
- SEAT:** Lightly lubricate the seat elastomer and housing with clean water, alcohol or other elastomer compatible liquid. Press fit the stationary seat into the gland plate and check the face is square to the gland plate face, utilizing a small hand press or pillar of a drilling machine if necessary. Protect the seat face first with a suitable plastic material. Place onto the shaft the assembled gland plate and stationary seat.
- SEAL:** Lightly lubricate the sleeve and the neck of the seal elastomer with clean water or soft soap. Light oil may be used with elastomers, other than Ethylene Propylene (E.P.). Fitting with grease may prevent a bellows or diaphragm seal from gripping the shaft. Use grease, if you prefer, solely on 'O'-Rings.
- Slide onto the shaft the rotary seal and set to the correct working length. If necessary, gently turning the seal as it slides (in a direction opposite to the direction of the coil, if the seal is a Conical Spring Seal). If the seal is fitted with grub-screws, tighten uniformly and lock with thread sealant, if considered desirable. Carefully clean both seal faces to remove all traces of grease.
- Assemble the equipment in the normal manner. Finally bolt the gland plate to the stuffing box in an even manner, to the correct necessary torque. Turn the shaft by hand to check that it will turn freely with no obstructions.

ENSURE THAT THE EQUIPMENT IS PRIMED BEFORE START-UP



VULCAN® SEAL / SEAT CODING SYSTEM

UNDERSTANDING VULCAN SEAL CODES:

Example Code	V3 W-0250.12.R.E.P.SEAL								Example Code	
Code Break Down	V3	W-	0250	.12.	R.	E.	P.	SEAL	Code Break Down	Description
Description	Packaging								Code Suffix	
	Code Prefix								Face Materials	
	Size Code								Elastomers	
	Seal Type								Coil Direction	

Packaging

This is always a two digit code, which relates to the product packaging. See Product Packaging Prefix Code explanation in the table below.

Code Prefix

This section primarily specifies the metallurgy. It can also specify if FDA and E.C. Regulation material compliance is required or if specific customer product marking is required. Please refer to Code Prefix key below. Please note that a requirement for a non-standard product type will usually result in minimum order requirements and production lead times.

Size Code

The shaft size, expressed in millimetres is converted to a standard four digit code. For example; 1.000" = 25.4mm = 0254 or 20mm = 0200

For stepped shaft assemblies, the assembly size code is always derived from the larger shaft size, usually found under the rotary. For example; Major shaft size 30mm and shaft size under seat 25mm; Size Code = 0300. For ease, please use the Size Code as specified in the Size Code column on each dimensional table shown.

Seal Type

This denotes the Rotary and Seat Type combination, Rotary or Seat only. Seal Types are shown within this brochure and upon the Price List Cover Sheets and Headers.

Coil Direction

For direction dependent seals, the first letter will be L or R referring to a left-hand (anti-clockwise) or right-hand (standard clockwise) shaft spring and direction of shaft rotation. For bi-directional seals this letter is omitted.

Elastomers

One or two letters which specify the elastomer, or gaskets fitted, as shown in the "Secondary Seal (Elastomer or Gaskets) Material Code Key" (see page opposite).

Face Materials

For a complete rotary and seat combination; a compound material code is used. For Rotary or Seat only code; a material specific code is used. Please refer to Face Materials table on opposite page.

Code Suffix

This suffix section is only used for part assemblies or components. Thus if it is left blank, the code is for a complete rotary and seat. This suffix is primarily used as .SEAL and .STAT to signify the code is for the rotary or stationary seat part only.

EXAMPLE CODES BREAK DOWN

Example Code	V3 W-0317.20.N.C.								Example Code	
Code Break Down	V3	W-	0317	.20.	N/A	N.	C.	N/A	Code Break Down	Description
Description	Vulcan Boxed								N/A=Complete Seal and Seat	
	316 Stainless Steel								Carbon Rotary vs Ceramic Seat	
	1.250" = 31.75mm								Nitrile Elastomers	
	Vulcan Type 20								N/A = Bi-Directional Seal	

Example Code	V3 W-0400.10.V.S.SEAL								Example Code	
Code Break Down	V3	W-	0400	.10.	N/A	V.	S.	SEAL	Code Break Down	Description
Description	Vulcan Boxed								Seal Only	
	316 Stainless Steel								Reaction Bonded Silicon Seal Face	
	40.00 mm								Viton® Elastomers	
	Vulcan Type 10								N/A = Bi-Directional Seal	

PRODUCT PACKAGING PREFIX CODE KEY

DESCRIPTION	PREFIX
Vulcan Screen Printed Individual Mechanical Seal Packaging ¹	V3
Vulcan Screen Printed Bulk Mechanical Seal Packaging	V4
Plain White Individual Mechanical Seal Packaging ²	VW
Plain White Bulk Mechanical Seal Packaging	V2

¹ Please note, This type of packaging is currently in the form of tubes with plastic lids. However, Vulcan are phasing out tubes, to be replaced with superior individual boxes.

² Please also note that Vulcan can offer to label any product with your own product code and description, upon agreement. Please advise your labelling requirements upon order placement.

PRODUCT CODES PREFIX KEY

PREFIX MEANING	PREFIX
ALL METAL PARTS 304SS	NO PREFIX
ALL METAL PARTS 316SS	W-
ALL METAL PARTS HASTELLOY C276	H-
ALL METAL PARTS DUPLEX	D-
ALL METAL PARTS BRASS	B-
FDA /E.C. REGULATION COMPLIANT (1935/2009)	Y-
MARKED PRODUCT	E-

GUARANTEED STOCK MATERIALS KEY

The Guaranteed Stock materials for the seals found in Brochure Sections 11a and 11b are shown utilising a key system. All letters utilised are Vulcans standard material, elastomer and face material combination codes, as illustrated upon this and the opposite page. Please note that the material codes shown in section 11, are to show the Guaranteed Stock materials only. Stock materials thus selected by Vulcan are either a direct replacement to the O.E.M. materials, or are our chosen superior replacement. Other materials are available, often from stock, please enquire.

KEY ICON	DESCRIPTION
⊗	Circular icons indicate which elastomers are guaranteed in stock, i.e. "V" for Viton, "N" for Nitrile and "E" for E.P.
⊗	Hexagonal icons indicate the rotary and stationary face combination codes which are guaranteed in stock. i.e. "C" for Carbon vs Ceramic.
316	Rectangular grey icons indicates the metallurgy utilised within the Guaranteed Stock seals.



VULCAN® SEAL / SEAT CODING SYSTEM

ROTARY AND STATIONARY
FACE COMBINATION CODES:

SEAT FACE MATERIAL

ROTARY FACE MATERIAL	ROTARY ONLY CODE	SEAT FACE MATERIAL															
		ANTIMONY CARBON M106D	CARBON M106K+	CARBON FH82Z5	CARBON M825 FDA	CERAMIC 95%	CERAMIC V99	LEAD BRONZE	STAINLESS STEEL *	NI-RESIST NIA436-84	CHROME OXIDE COATED *	VES2 REACTION BONDED SILICON CARBIDE	WNV2 SINTERED SILICON CARBIDE	CHV1 SINTERED SILICON CARBIDE GRAPHITE LOADED	CPV1 POROUS SINTERED SILICON CARBIDE	TUNGSTEN CARBIDE Ni6	
STATIONARY ONLY CODE		L	P	BI	RD	CJ	A	CB	Q	F	O	S	R	TT	PP	H	
ANTIMONY CARBON M106D	A					AJ	A	AE	AQ	N	AM	AD	AS	AT	AU	AH	
CARBON M106K+	C					CJ	C	CB	Q	F	O	D	CS	CT	CU	E	
CARBON FH82Z5	IB					IJ	IB	IE	IQ	IF	IM	IS	IR	IT	IP	IH	
CARBON M825 FDA	DB					DJ	DB	DE	DQ	DF	DM	DS	DR	DT	DP	DH	
CERAMIC 95%	JC	JA	JC	JI	JD							JS	JR	JT	JP	JH	
CERAMIC V99	B	BA	B	BI	BD	BJ	BB					BG	BR	BT	BP	BH	
LEAD BRONZE	CH	EA	EC	EI	ED	EJ	EB	EE	EQ	CF	EM	ES	ER	ET	EP	CH	
STAINLESS STEEL *	P	AP	P	PI	PD			QE			QM	PS	QR	QT	QP	QH	
NI-RESIST NIA436-84	K	L	K	FI	FD			FE			FM					FH	
CHROME OXIDE COATED *	M	MA	M	MI	MD	MJ	MB	ME			MM	MS	MR	MT	MP	MH	
VES2 REACTION BONDED SILICON CARBIDE	S	TA	T	SI	SD	SJ	G					S	SR	ST	SP	I	
WNV2 SINTERED SILICON CARBIDE	R	SA	SC	RI	RD	RJ	SG					SS	R	RT	RP	RH	
CHV1 SINTERED SILICON CARBIDE GRAPHITE LOADED	TT	TN	TC	TI	TD	TJ	TB					TS	TR	TT	TP	TH	
CPV1 POROUS SINTERED SILICON CARBIDE	PP	PA	PC	PI	PD	PJ	PB					PE	PR	PT	PP	PH	
TUNGSTEN CARBIDE Ni10	H	HA	U	HI	HD	HJ	HC					J	HR	HT	HP	H	

Notes: * Stainless Steel Grade - The grade of Stainless Steel is specified by the code Prefix.

SECONDARY SEAL (ELASTOMER OR GASKETS) MATERIAL CODE KEY

ELASTOMERS	CODE	MATERIAL
	A	AFLAS® RUBBER ELASTOMERS
	B	COMBINED P.T.F.E. WEDGE AND VITON® 'O'-RING P.T.F.E. GASKET ON SEAT
	C	COMBINED P.T.F.E. WEDGE AND NEOPRENE 'O'-RING. P.T.F.E. GASKET ON SEAT
	D	COMBINED P.T.F.E. WEDGE AND NEOPRENE 'O'-RING. NEOPRENE 'O'-RING ON SEAT
	E	E.P. RUBBER ELASTOMERS
	E1**	E.P. RUBBER 'O'-RINGS WITH P.T.F.E. BACKUP RING
	EN*	DOUBLE SEAL, WITH E.P. ELASTOMERS INBOARD AND NITRILE OUTBOARD
	F	FEP/SILICONE ENCAPSULATED 'O'-RINGS
	G	FEP/VITON® ENCAPSULATED 'O'-RING
	GV	DOUBLE SEAL: FEP/VITON® ENCAPSULATED 'O'-RING INBOARD/STD VITON® OUTBOARD
	H	HNBR TERBAN® RUBBER BELLOWS OR 'O'-RINGS
	J	PFA/SILICONE ENCAPSULATED 'O'-RINGS
	K	PERFLUROELASTOMER TO YOUR SPECIFICATION
	M	EXPANDED GRAPHITE
	N	NITRILE RUBBER ELASTOMERS
	N1**	NITRILE RUBBER 'O'-RINGS WITH P.T.F.E. BACKUP RING
	O	NEOPRENE RUBBER ELASTOMERS
	P	P.T.F.E. WEDGES OR GASKETS
	Q	NEOPRENE RUBBER ELASTOMERS ON ROTARY P.T.F.E. GASKET ON SEAT
	S	SILICONE RUBBER ELASTOMERS
	T	E.P. ELASTOMER ON ROTARY WITH P.T.F.E. GASKET SEAT
	U	GLASS FILLED P.T.F.E. WEDGES AND GASKETS
	V	VITON® ELASTOMERS
	V1**	VITON® 'O'-RINGS WITH P.T.F.E. BACKUP RING
	W	VITON® ELASTOMERS ON ROTARY WITH P.T.F.E. GASKET SEAT
	X	NO ELASTOMER FITTED
	Y	P.T.F.E. WEDGE ROTARY, WITH VITON® 'O'-RING ON SEAT
	Z	P.T.F.E. WEDGE ROTARY, WITH NITRILE 'O'-RING ON SEAT

Notes:

There are a large number of Secondary Seal Material Combinations available; the table to the left shows the most common only. Please contact us for further information on any other requirements.

* Double Secondary Seal Material Codes – As shown in the table on the left, double seal material codes are a combination of two single elastomer codes. The first letter signifies the inboard material and the second letter the outboard material.

** N1, E1, V1 Elastomer 'O'-Ring with P.T.F.E. backup ring – The 1 after standard Secondary Material code signifies requirement for P.T.F.E. backup ring.



UNIT CONVERSION CHARTS

Mass/Force/Torque

IMPERIAL	METRIC	METRIC
2.2 lb	1 kg	1000 g
1 lb	4.44 N	0.454 kg
1 N	0.102 kg	101.97 g

Speed

IMPERIAL	METRIC
1 ft/s	= 0.3048 m/s
1m/s	= 2.237mph
Convert RPM to M/S	m/s = (rpm/60) x (shaft diameter(m) x 3.142)
Convert M/S to RPM	rpm = (m/s x 60) / (shaft diameter(m) x 3.142)

Pressure

METRIC / IMPERIAL OR THE REVERSE	
1 psi	0.06895 bar
1 psi	6.89 kpa
14.5 psi	1 bar
0.145 psi	1 kpa

Flow and Volume

METRIC / IMPERIAL OR THE REVERSE	
1m³/s	1000 l/s
1m³/h	4.40 Gpm (US)
1 l/s	3.6 m³/h
1 cc/s	0.061 in³
3.785 Litres	1 US Gallon
1 Litre	0.264 US Gallon

Length

IMPERIAL	METRIC	METRIC	METRIC
1 in	25.4 mm	2.54 cm	0.0254 M
1 ft	304.8 mm	30.48 cm	0.3048 M
METRIC	IMPERIAL	IMPERIAL	IMPERIAL
1 mm	0.0394"	0.0032 ft	0.00109 yd
1 cm	0.394"	0.0328 ft	0.01090 yd
1 meter	1.094 yd	3.2800 ft	1.09400 yd

Temperature

°C	°F
-50 °C	-58 °F
-45 °C	-49 °F
-40 °C	-40 °F
-35 °C	-31 °F
-30 °C	-22 °F
-25 °C	-13 °F
-20 °C	-4 °F
-15 °C	5 °F
-10 °C	14 °F
-5 °C	23 °F
0 °C	32 °F
5 °C	41 °F
10 °C	50 °F
15 °C	59 °F
20 °C	68 °F
25 °C	77 °F
30 °C	86 °F
35 °C	95 °F
40 °C	104 °F
45 °C	113 °F
50 °C	122 °F
55 °C	131 °F
60 °C	140 °F
65 °C	149 °F
70 °C	158 °F
75 °C	167 °F
80 °C	176 °F
85 °C	185 °F
90 °C	194 °F
95 °C	203 °F
100 °C	212 °F
105 °C	221 °F
110 °C	230 °F
115 °C	239 °F
120 °C	248 °F
125 °C	257 °F
130 °C	266 °F
135 °C	275 °F
140 °C	284 °F
145 °C	293 °F
150 °C	302 °F
155 °C	311 °F
160 °C	320 °F
165 °C	329 °F
170 °C	338 °F
175 °C	347 °F
180 °C	356 °F
185 °C	365 °F
190 °C	374 °F
195 °C	383 °F
200 °C	392 °F
205 °C	401 °F
210 °C	410 °F
215 °C	419 °F
220 °C	428 °F
225 °C	437 °F
230 °C	446 °F
235 °C	455 °F
240 °C	464 °F

METRIC / IMPERIAL SIZE CODES

SHAFT SIZE		SIZE CODE	
IMPERIAL	METRIC	IMPERIAL	METRIC
3/8	0.375	9.53	0095
7/16	0.438	11.11	0111
1/2	0.500	12.70	0127
9/16	0.563	14.29	0143
5/8	0.625	15.88	0158
11/16	0.688	17.46	0175
3/4	0.750	19.05	0191
13/16	0.813	20.64	0206
7/8	0.875	22.23	0222
15/16	0.938	23.81	0238
1	1.000	25.40	0254
1.1/16	1.063	26.99	0270
1.1/8	1.125	28.58	0286
1.3/16	1.188	30.16	0301
1.1/4	1.250	31.75	0317
1.5/16	1.313	33.34	0333
1.3/8	1.375	34.93	0349
1.7/16	1.438	36.51	0365
1.1/2	1.500	38.10	0381
1.9/16	1.563	39.69	0397
1.5/8	1.625	41.28	0412
1.11/16	1.688	42.86	0428
1.3/4	1.750	44.45	0444
1.13/16	1.813	46.04	0460
1.7/8	1.875	47.63	0476
1.15/16	1.938	49.21	0492
2	2.000	50.80	0508
2.1/16	2.063	52.39	0524
2.1/8	2.125	53.98	0539
2.3/16	2.188	55.56	0555
2/14	2.250	57.15	0571

SHAFT SIZE		SIZE CODE	
IMPERIAL	METRIC	IMPERIAL	METRIC
2.5/16	2.313	58.74	0587
2.3/8	2.375	60.33	0603
2.7/16	2.438	61.91	0619
2.1/2	2.500	63.50	0635
2.9/16	2.563	65.09	0651
2.5/8	2.625	66.68	0666
2.11/16	2.688	68.26	0683
2.3/4	2.750	69.85	0698
2.13/16	2.813	71.44	0714
2.7/8	2.875	73.03	0730
2.15/16	2.938	74.61	0746
3	3.000	76.20	0762
3.1/16	3.063	77.79	0778
3.1/8	3.125	79.38	0794
3.3/16	3.188	80.96	0809
3.1/4	3.250	82.55	0826
3.5/16	3.313	84.14	0841
3.3/8	3.375	85.73	0857
3.7/16	3.438	87.31	0873
3.1/2	3.500	88.90	0889
3.9/16	3.563	90.49	0905
3.5/8	3.625	92.08	0921
3.11/16	3.688	93.66	0937
3.3/4	3.750	95.25	0952
3.13/16	3.813	96.84	0968
3.7/8	3.875	98.43	0984
3.15/16	3.938	100.01	1000
4	4.000	101.60	1016
4.1/16	4.063	103.19	1032
4.1/8	4.125	104.78	1048
4.3/16	4.188	106.36	1064

SHAFT SIZE		SIZE CODE	
IMPERIAL	METRIC	IMPERIAL	METRIC
4.1/4	4.250	107.95	1079
4.5/16	4.313	109.54	1095
4.3/8	4.375	111.13	1111
4.7/16	4.438	112.71	1127
4.1/2	4.500	114.30	1143
4.9/16	4.563	115.89	1159
4.5/8	4.625	117.48	1175
4.11/16	4.688	119.06	1191
4.3/4	4.750	120.65	1206
4.13/16	4.813	122.24	1222
4.7/8	4.875	123.83	1238
4.5/16	4.938	125.41	1254
5	5.000	127.00	1270
5.1/16	5.063	128.59	1286
5.1/8	5.125	130.18	1302
5.3/16	5.188	131.76	1318
5.1/4	5.250	133.35	1333
5.5/16	5.313	134.94	1349
5.3/8	5.375	136.53	1365
5.7/16	5.438	138.11	1381
5.1/2	5.500	139.70	1397
5.9/16	5.563	141.29	1413
5.5/8	5.625	142.88	1429
5.11/16	5.688	144.46	1445
5.3/4	5.750	146.05	1460
5.13/16	5.813	147.64	1476
5.7/8	5.875	149.23	1492
5.15/16	5.938	150.81	1508
6	6.000	152.40	1524
6.1/2	6.500	165.10	1651
7	7.000	177.80	1778



Vulcan Conical Spring 'O'-Ring Mounted Type Seals



Section 3



INTRODUCTION

The Conical Spring 'O'-Ring Mounted Type Seals offered by Vulcan are extremely popular seals. These robust, technically proficient seals are designed to suit DIN and common, standard housing dimensions.

APPLICATIONS

The proven efficient design and wide choice of 'O'-Ring and face materials enable these seals to be utilised in a large variety of applications. Suited for pumps, mixers, agitators, compressors and other rotary shaft equipment.

STANDARD VULCAN® CONICAL SPRING TYPES

Type 8, 8DIN, 8DINS, 82 and 126

Inserted rotary faced, 'O'-Ring mounted, conical spring shaft seals, to suit standard European or DIN fitting dimensions. The Type 82 is a stepped shaft balanced version of Type 8DIN. Type 126 is a Type 8DINS seal and seat assembly modified to DIN24960 (EN12756) LTK working length that is also available with Monolithic Stainless Steel head, see below.

Type 8B and 126

'O'-Ring mounted, conical spring seals seal of similar design to the standard Type 8, but with a Monolithic Stainless Steel head and Carbon stationary. Type 126 is to full DIN24960 (EN12756) dimension compatibility, LTK working length.

Type 9

Conical spring, 'O'-Ring mounted seal, with a Monolithic seal head and Type 8.STD stationary

Type 12 and Type 12DIN

'O'-Ring mounted, conical spring seals, available with a Monolithic stainless head as standard, or an inserted SiC / T.C. ring face. Suitable for standard or DIN housings.

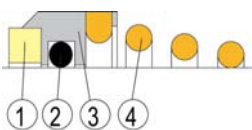
Type 13 and Type 13DIN

'O'-Ring mounted, conical spring seals with pressed in, 'O'-Ring mounted, rotary face, enabling face material interchange ability, to suit common European or DIN dimensions.

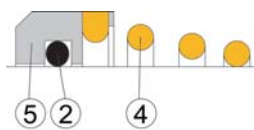
Type 7D

'O'-Ring mounted, conical spring seal with pressed in, 'O'-Ring mounted, rotary face, with a machined head retainer. Supplied as standard with Type 7D stationary to suit DIN housings.

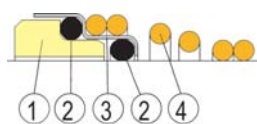
STANDARD COMPONENTS



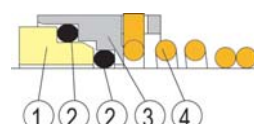
Types 8/8DIN And 126 (Inserted Face)



Types 8B, 9, 12/12DIN And 126 (Mono Face)



Types 13/13DIN



Type 7D

No	Description	3	Retainer
1	Face Ring	4	Coil
2	'O'-Ring	5	Monolithic Face

VULCAN® DESIGN ADVANTAGES

Positive Drive

Seal is shaft driven, via the coil, providing a positive drive at its base and eliminating common drive pin failures.

Standard springs are right hand wound for clockwise shafts. Please specify left hand coils for anti-clockwise shaft or left hand side of "back to back" combinations. The spring coil end is turned upwards to protect the shaft from scoring.

Materials

Suitable for a large variety of applications, through a wide choice of 'O'-Ring and face materials. Stock Guaranteed materials are shown on each Type page.

Design

Single conical spring, Stainless Steel, head retainer provides a strong and effective seal, suitable for many duties, including clogging media and hygienic applications.

Self-Aligning

The combination of a resilient 'O'-Ring and single spring design results in a technically efficient and versatile design, that accommodates both mis-alignment and vibrations.

'O'-Ring Housing

The 'O'-Ring is held within a completely recessed groove providing performance benefits, compared to competitor designs that use a separate drive ring.

Customisable

Can be specially produced to any working length and seat housing dimensions.

Reliable

Robust, non-clogging, self-adjusting and durable giving highly effective performance.

VULCAN® CONICAL SPRING 'O'-RING SEALS PV CHART

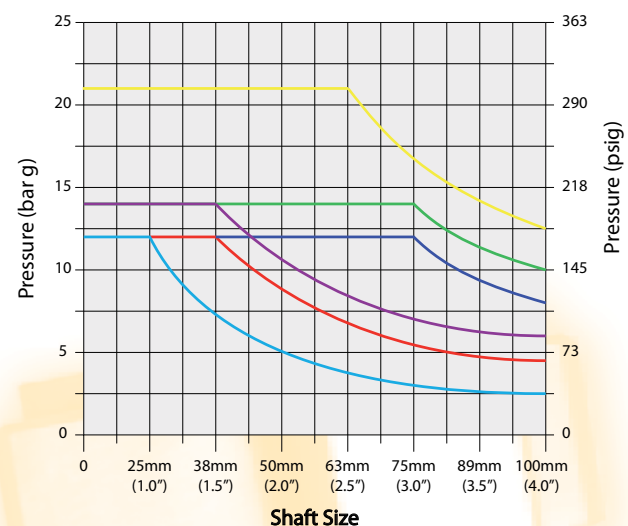
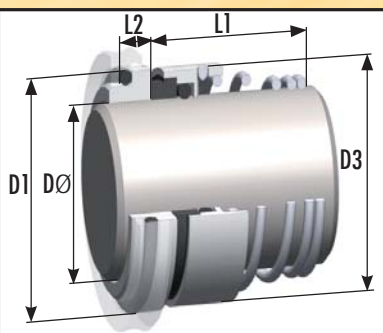
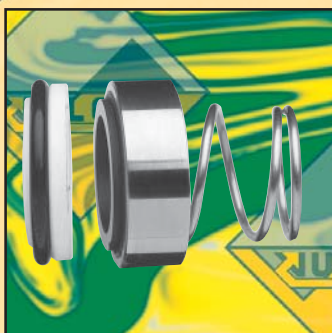


CHART BASED UPON MATERIAL COMBINATIONS BELOW

82 - Carbon/SiC	7D,8,8DIN- Carbon/SiC
8B,12,12DIN - Carbon/SS	7D,8,8DIN- Carbon/Cer
9,9L,12,12DIN,13,13DIN- Carbon/SiC	9,9L,12,12DIN,13,13DIN- Carbon/Ceramic



TYPE 8



Conical spring, 'O'-Ring mounted, shaft directional dependent seal with inserted seal face. Very similar to the Type 8DINS, shown opposite, but with a stationary to suit common European non-DIN housings.

Suitable for a wide variety of general, or even medium and heavy duty applications, through a choice of seal and seat face materials. Type 8 is supplied with a Type 8 STD stationary as standard or maybe ordered as a seal only to fit a variety of seats.

VULCAN STANDARD SIZES

Metric Shaft Size DØ	Size Code	D1	D3	L1	L2
10	0100	19.20	19.00	15.50	6.60
12	0120	21.60	21.00	15.50	5.60
14	0140	24.60	23.00	15.50	5.60
15	0150	24.60	24.00	15.50	6.60
16	0160	28.00	26.00	17.50	7.50
18	0180	30.00	29.00	18.50	8.00
19	0190	31.00	31.00	20.00	7.50
20	0200	35.00	31.00	20.00	7.50
22	0220	35.00	33.00	21.50	7.50
24	0240	38.00	35.00	23.00	7.50
25	0250	38.00	36.00	24.50	7.50
26	0260	40.00	37.00	24.50	8.00
28	0280	42.00	40.00	24.50	9.00
30	0300	45.00	43.00	24.50	10.50
32	0320	48.00	46.00	28.00	10.50
33	0330	48.00	46.00	28.00	11.00
35	0350	52.00	49.00	28.00	11.00
38	0380	55.00	53.00	31.00	10.30
40	0400	58.00	56.00	34.00	10.80
42	0420	62.00	59.00	35.00	12.00
43	0430	62.00	59.00	35.00	12.00
45	0450	64.00	61.00	36.50	11.60
48	0480	68.40	64.00	42.00	11.60
50	0500	69.30	66.00	43.00	11.60
55	0550	75.40	71.00	47.00	13.30
58	0580	78.40	76.00	50.00	13.30
60	0600	80.40	78.00	51.00	13.30
65	0650	85.40	84.00	52.00	13.00
70	0700	92.00	90.00	54.00	13.00
75	0750	99.00	98.00	55.00	14.00
80	0800	104.00	100.00	58.00	15.00

All types, sizes and materials shown are part of Vulcan's Guaranteed Ex-Stock Range, unless marked with an asterisk*. However, the asterisked seal and / or seat face materials are stocked in many, but not all, sizes.

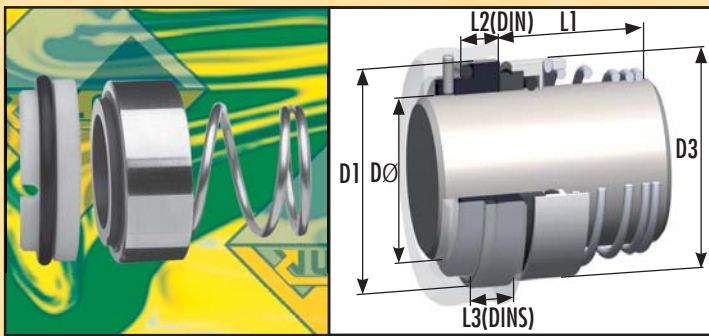
GUARANTEED STOCK MATERIALS AND FACE MATERIAL CODE					
Seal And Seat Assembly		Rotary Face		Stationary Face	
Face Reference Term	Code	Material	Code	Material	Code
SOFT	C	M106K Carbon	C	99% Ceramic	A
SOFT VS HARD	D	M106K Carbon	C	VES2 RB SiC	S
HARD VS SOFT	T	VES2 RB SiC	S	M106K Carbon*	P
HARD	S	VES2 RB SiC	S	VES2 RB SiC	S
HARD 1st ALT	H	Tungsten Carbide*	H	Tungsten Carbide*	H
Guaranteed Stock Elastomers: Viton®, E.P. and Nitrile			Guaranteed Stock Metallurgy: 304SS		

Suggested Operating Limits

Maximum Operating Pressure Limits primarily depend upon Face Materials, Shaft Size, Speed and Media. Please refer to the Seal Type Specific PV Chart, found at the front of this Brochure Section, in combination with the Vulcan Multiplying Factors found in Technical and Material Standards Section 2.



TYPES 8DIN / 8DINS



Conical spring, 'O'-Ring mounted, shaft directional dependent seal with inserted seal face and stationary to suit DIN housings. Type 8DIN has a 8DIN LONG stationary with anti-rotation provision, Type 8DINS has an 8 DIN SHORT stationary.

A widely specified seal type, highly suitable for general and even heavy duty applications, through a combination of a proficient design with a choice of face materials.

VULCAN STANDARD SIZES

Metric Shaft Size DØ	Size Code	D1	D3	L1	8 DIN SEAT L2	8 DINS SEAT L3	8DIN SLOT WIDTH	8DIN SLOT DEPTH
10	0100	21.00	19.00	15.50	10.00	6.60	4.00	5.00
12	0120	23.00	21.00	16.00	10.00	6.60	4.00	5.00
14	0140	25.00	23.00	16.50	10.00	6.60	4.00	5.00
16	0160	27.00	26.00	18.00	10.00	6.60	4.00	5.00
18	0180	33.00	29.00	19.50	11.50	7.50	4.00	5.50
20	0200	35.00	31.00	22.00	11.50	7.50	4.00	5.50
22	0220	37.00	33.00	21.50	11.50	7.50	4.00	5.50
24	0240	39.00	35.00	23.50	11.50	7.50	4.00	5.50
25	0250	40.00	36.00	26.50	11.50	7.50	4.00	5.50
28	0280	43.00	40.00	26.50	11.50	7.50	4.00	5.50
30	0300	45.00	43.00	26.50	11.50	7.50	4.00	5.50
32	0320	48.00	46.00	28.50	11.50	7.50	4.00	5.50
33	0330	48.00	46.00	28.50	11.50	7.50	4.00	5.50
35	0350	50.00	49.00	28.50	11.50	7.50	4.00	5.50
38	0380	56.00	53.00	33.50	14.00	9.00	5.00	5.50
40	0400	58.00	56.00	36.00	14.00	9.00	5.00	5.50
43	0430	61.00	59.00	38.50	14.00	9.00	5.00	5.50
45	0450	63.00	61.00	39.50	14.00	9.00	5.00	5.50
48	0480	66.00	64.00	46.00	14.00	9.00	5.00	5.50
50	0500	70.00	66.00	45.00	15.00	9.50	5.00	5.50
53	0530	73.00	69.00	47.00	15.00	11.00	5.00	5.50
55	0550	75.00	71.00	49.00	15.00	11.00	5.00	5.50
58	0580	78.00	76.00	55.00	15.00	11.00	5.00	5.50
60	0600	80.00	78.00	55.00	15.00	11.00	5.00	5.50
63	0630	83.00	81.00	55.00	15.00	11.00	5.00	5.50
65	0650	85.00	84.00	55.00	15.00	11.00	5.00	5.50
68	0680	90.00	88.00	55.00	18.00	11.30	5.00	5.50
70	0700	92.00	90.00	57.00	18.00	11.30	5.00	5.50
75	0750	97.00	98.00	62.00	18.00	11.30	5.00	5.50
80	0800	105.00	100.00	61.80	18.20	12.00	5.00	5.50

All types, sizes and materials shown are part of Vulcan's Guaranteed Ex-Stock Range, unless marked with an asterisk*. However, the asterisked seal and / or seat face materials are stocked in many, but not all, sizes.

Suggested Operating Limits

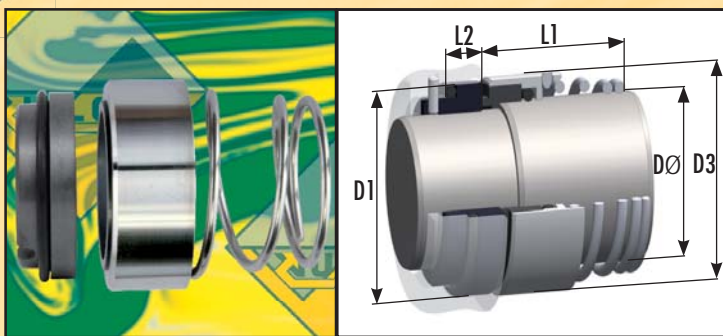
Maximum Operating Pressure Limits primarily depend upon Face Materials, Shaft Size, Speed and Media. Please refer to the Seal Type Specific PV Chart, found at the front of this Brochure Section, in combination with the Vulcan Multiplying Factors found in Technical and Material Standards Section 2.

GUARANTEED STOCK MATERIALS AND FACE MATERIAL CODE					
Seal And Seat Assembly		Rotary Face		Stationary Face	
Face Reference Term	Code	Material	Code	Material	Code
SOFT	C	M106K Carbon	C	99% Ceramic	A
SOFT VS HARD	D	M106K Carbon	C	VES2 RB SiC	S
HARD VS SOFT	T	VES2 RB SiC	S	M106K Carbon*	P
HARD	S	VES2 RB SiC	S	VES2 RB SiC	S
HARD 1st ALT	H	Tungsten Carbide*	H	Tungsten Carbide*	H
Guaranteed Stock Elastomers: Viton®, E.P. and Nitrile			Guaranteed Stock Metallurgy: 304SS		

Please refer to the Technical and Material Standards Section for advice and information on our full range of materials, guaranteed stock policies and more advice on operating limits.



TYPE 82



Conical spring, 'O'-Ring mounted, stepped-shaft, balanced, shaft directional dependent seal. Supplied as standard with Type 8 DIN LONG stationary with anti-rotation provision. The standard seat size for each seal size is shown in the table below.

This balanced seal arrangement is suitable for a wide variety of general and heavy duty applications, where the shaft sealing area has been designed to accommodate a stepped shaft seal.

VULCAN STANDARD SIZES

Metric Shaft Size DØ	Seal Size Code	Seat Size Code	D1	D3	L1	L2	SLOT WIDTH	SLOT DEPTH
16	0160	0120	23.00	26.00	26.50	10.00	4.00	5.00
18	0180	0140	25.00	29.00	29.50	10.00	4.00	5.00
20	0200	0160	27.00	31.00	31.00	10.00	4.00	5.00
22	0220	0180	33.00	33.00	32.50	11.50	4.00	5.50
24*	0240	0200	35.00	35.00	32.50	11.50	4.00	5.50
28	0280	0240	39.00	40.00	32.50	11.50	4.00	5.50
30	0300	0250	40.00	43.00	33.50	11.50	4.00	5.50
33	0330	0280	43.00	46.00	35.50	11.50	4.00	5.50
35	0350	0300	45.00	49.00	35.50	11.50	4.00	5.50
38	0380	0330	48.00	53.00	39.50	11.50	5.00	5.50
40	0400	0350	50.00	56.00	43.50	11.50	5.00	5.50
43	0430	0380	56.00	59.00	46.00	14.00	5.00	5.50
45	0450	0400	58.00	61.00	48.00	14.00	5.00	5.50
50	0500	0450	63.00	66.00	55.00	14.00	5.00	5.50
53	0530	0480	66.00	69.00	55.00	14.00	5.00	5.50
55	0550	0500	70.00	71.00	58.00	15.00	5.00	5.50
60	0600	0550	75.00	78.00	60.00	15.00	5.00	5.50
63	0630	0580	78.00	81.00	60.00	15.00	5.00	5.50
65	0650	0600	80.00	84.00	60.00	15.00	5.00	5.50
70*	0700	0650	85.00	90.00	61.00	15.00	5.00	5.50
75*	0750	0700	92.00	98.00	63.00	18.00	5.00	5.50
80*	0800	0750	97.00	100.00	68.00	18.00	5.00	5.50
85*	0850	0800	105.00	107.50	68.00	18.00	5.00	5.50

All types, sizes and materials shown are part of Vulcan's Guaranteed Ex-Stock Range, unless marked with an asterisk*. However, most asterisked sizes are stocked in some, but not all, materials. And the asterisked materials in many sizes.

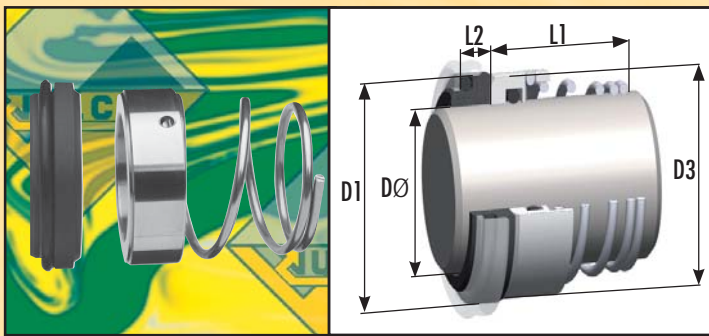
GUARANTEED STOCK MATERIALS AND FACE MATERIAL CODE					
Seal And Seat Assembly		Rotary Face		Stationary Face	
Face Reference Term	Code	Material	Code	Material	Code
SOFT	C	M106K Carbon	C	99% Ceramic	A
SOFT VS HARD	D	M106K Carbon	C	VES2 RB SiC	S
HARD VS SOFT	G	VES2 RB SiC	S	99% Ceramic	A
HARD	S	VES2 RB SiC	S	VES2 RB SiC	S
HARD 1st ALT	H	Tungsten Carbide*	H	Tungsten Carbide*	H
Guaranteed Stock Elastomers: Viton®, E.P. and Nitrile			Guaranteed Stock Metallurgy: 304SS		

Suggested Operating Limits

Maximum Operating Pressure Limits primarily depend upon Face Materials, Shaft Size, Speed and Media. Please refer to the Seal Type Specific PV Chart, found at the front of this Brochure Section, in combination with the Vulcan Multiplying Factors found in Technical and Material Standards Section 2.



TYPE 8B



Conical spring, 'O'-Ring mounted, shaft directional dependent seal and stationary of similar design to the Type 8, but with a solid stainless steel head and 'O'-Ring mounted carbon stationary. Type 8B seal is supplied with a Type 8B seat as standard.

A highly proficient, economical seal for general duties. For more demanding duties, you may specify a Type 8 seal, with a choice of inserted faces.

VULCAN STANDARD SIZES

Metric Shaft Size DØ	Size Code	D1	D3	L1	L2
10	0100	19.20	19.00	15.50	7.10
12	0120	21.60	21.00	15.50	7.60
14	0140	24.60	23.00	15.50	7.60
15	0150	24.60	24.00	15.50	8.60
16	0160	28.00	26.00	17.50	9.00
18	0180	30.00	29.00	18.50	10.00
19	0190	31.00	31.00	20.00	9.00
20	0200	35.00	31.00	20.00	9.50
22	0220	35.00	33.00	21.50	9.50
24	0240	38.00	35.00	23.00	9.50
25	0250	38.00	36.00	24.50	9.50
26	0260	40.00	37.00	24.50	10.00
28	0280	42.00	40.00	24.50	11.00
30	0300	45.00	43.00	24.50	11.00
32	0320	48.00	46.00	28.00	11.00
35	0350	52.00	49.00	28.00	11.50
38	0380	55.00	53.00	31.00	11.50
40	0400	58.00	56.00	34.00	11.50
42	0420	62.00	59.00	35.00	14.30
43	0430	62.00	59.00	35.00	14.30
45	0450	64.00	61.00	36.50	14.30
48	0480	68.40	64.00	42.00	14.30
50	0500	69.30	66.00	43.00	14.30
55	0550	75.40	72.00	47.00	15.30
60	0600	80.40	78.00	51.00	15.30
65	0650	85.40	84.00	52.00	15.30
68	0680	91.50	88.00	53.00	16.00
70	0700	92.00	90.00	54.00	15.30
75	0750	99.00	98.00	55.00	15.30
80	0800	104.00	100.00	58.00	16.30

All types, sizes and materials shown are part of Vulcan's Guaranteed Ex-Stock Range, unless marked with an asterisk*. However, the asterisked seal and / or seat face materials are stocked in many, but not all, sizes.

Suggested Operating Limits

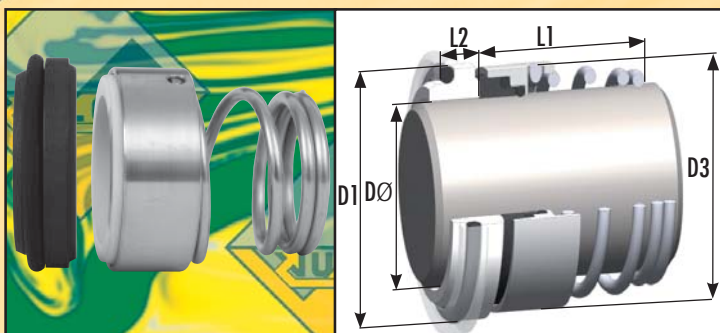
Maximum Operating Pressure Limits primarily depend upon Face Materials, Shaft Size, Speed and Media. Please refer to the Seal Type Specific PV Chart, found at the front of this Brochure Section, in combination with the Vulcan Multiplying Factors found in Technical and Material Standards Section 2.

GUARANTEED STOCK MATERIALS AND FACE MATERIAL CODE					
Seal And Seat Assembly		Rotary Face		Stationary Face	
Face Reference Term	Code	Material	Code	Material	Code
SOFT	P	304 Stainless Steel	P	M106K Carbon	P
SOFT VS HARD	PS	304 Stainless Steel	P	VES2 RB SiC*	S
HARD VS SOFT	X	Non-Standard: Please use alternative shown here or enquire			
HARD	S	VES2 RB SiC*	S	VES2 RB SiC*	S
HARD 1st ALT	H	Tungsten Carbide*	H	Tungsten Carbide*	H
Guaranteed Stock Elastomers: Viton®, E.P. and Nitrile			Guaranteed Stock Metallurgy: 304SS		

Please refer to the Technical and Material Standards Section for advice and information on our full range of materials, guaranteed stock policies and more advice on operating limits.



TYPE 7D



Resilient, conical spring, 'O'-Ring mounted, shaft directional dependent seal with a stationary to suit DIN housings. The 'O'-Ring mounted seal face offers enhanced versatility and performance. Type 7D is supplied with a Type 7D stationary as shown, as standard.

Also available as Type 7, from stock in common sizes, with increased "L1" working length and Type 12 stationary. Details and data-sheet are available upon request.

VULCAN STANDARD SIZES

Metric Shaft Size DØ	Size Code	D1	D3	L1	L2
12	0120	23.00	21.00	18.00	7.00
14	0140	25.00	23.00	22.00	7.00
16	0160	27.00	26.00	23.00	7.00
18	0180	33.00	29.00	24.00	10.00
20	0200	35.00	31.00	25.00	10.00
22	0220	37.00	33.00	25.00	10.00
24	0240	39.00	35.00	27.00	10.00
25	0250	40.00	36.00	27.00	10.00
28	0280	43.00	40.00	29.00	10.00
30	0300	45.00	43.00	30.00	10.00
32	0320	48.00	46.00	30.00	10.00
33	0330	48.00	46.00	39.00	10.00
35	0350	50.00	49.00	39.00	10.00
38	0380	56.00	53.00	42.00	13.00
40	0400	58.00	56.00	42.00	13.00
43	0430	61.00	59.00	47.00	13.00
45	0450	63.00	61.00	47.00	13.00
50	0500	70.00	66.00	46.00	14.00
55	0550	75.00	71.00	56.00	14.00
58*	0580	78.00	76.00	56.00	14.00
60*	0600	80.00	78.00	56.00	14.00
63*	0630	83.00	81.00	56.00	14.00
65*	0650	85.00	84.00	66.00	14.00
68*	0680	90.00	88.00	64.00	16.00
70*	0700	92.00	89.60	64.00	16.00
75*	0750	97.00	98.00	64.00	16.00
80*	0800	105.00	100.00	72.00	18.00
85*	0850	110.00	107.50	72.00	18.00
90*	0900	115.00	111.00	72.00	18.00
95*	0950	120.00	119.00	72.00	18.00
100*	1000	125.00	123.80	72.00	18.00

All types, sizes and materials shown are part of Vulcan's Guaranteed Ex-Stock Range, unless marked with an asterisk*. However, most asterisked sizes are stocked in some, but not all, materials. And the asterisked materials in many sizes.

GUARANTEED STOCK MATERIALS AND FACE MATERIAL CODE					
Seal And Seat Assembly		Rotary Face		Stationary Face	
Face Reference Term	Code	Material	Code	Material	Code
SOFT	B	99% Ceramic	B	M106K Carbon	P
SOFT VS HARD	X	Non-Standard: Please use alternative shown here or enquire			
HARD VS SOFT	T	VES2 RB SiC	S	M106K Carbon	P
HARD	S	VES2 RB SiC	S	VES2 RB SiC	S
HARD 1st ALT	H	Tungsten Carbide*	H	Tungsten Carbide*	H
Guaranteed Stock Elastomers: Viton®, E.P. and Nitrile			Guaranteed Stock Metallurgy: 304SS		

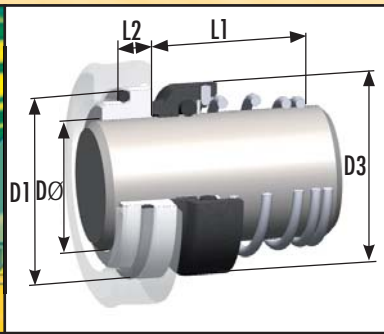
Suggested Operating Limits

Maximum Operating Pressure Limits primarily depend upon Face Materials, Shaft Size, Speed and Media. Please refer to the Seal Type Specific PV Chart, found at the front of this Brochure Section, in combination with the Vulcan Multiplying Factors found in Technical and Material Standards Section 2.

Please refer to the Technical and Material Standards Section for advice and information on our full range of materials, guaranteed stock policies and more advice on operating limits.



TYPE 9



Conical spring, 'O'-Ring mounted, shaft directional dependent seal, with a monolithic rotary head. Supplied as standard with Type 8 STD stationary to suit European non-DIN housing sizes.

Simple but effective, economical design makes this seal suitable for a wide variety of lighter and general duty applications. The monolithic seal head provides enhanced heat dissipation away from the seal faces.

VULCAN STANDARD SIZES

Metric Shaft Size DØ	Size Code	D1	D3	L1	L2
10	0100	19.20	20.00	15.90	6.60
12	0120	21.60	22.00	16.00	5.60
14	0140	24.60	25.00	16.00	5.60
15	0150	24.60	27.00	17.40	6.60
16	0160	28.00	27.00	19.00	7.50
18	0180	30.00	30.00	20.50	8.00
20	0200	35.00	32.00	22.00	7.50
22	0220	35.00	35.00	23.50	7.50
24	0240	38.00	38.00	25.00	7.50
25	0250	38.00	40.00	26.50	7.50
28	0280	42.00	43.00	26.50	9.00
30	0300	45.00	45.00	25.00	10.50
32	0320	48.00	47.00	28.50	10.50
35	0350	52.00	50.00	28.50	11.00
38	0380	55.00	56.00	32.00	10.30

All types, sizes and materials shown are part of Vulcan's Guaranteed Ex-Stock Range, unless marked with an asterisk*. However, the asterisked seal and / or seat face materials are stocked in many, but not all, sizes.

Suggested Operating Limits

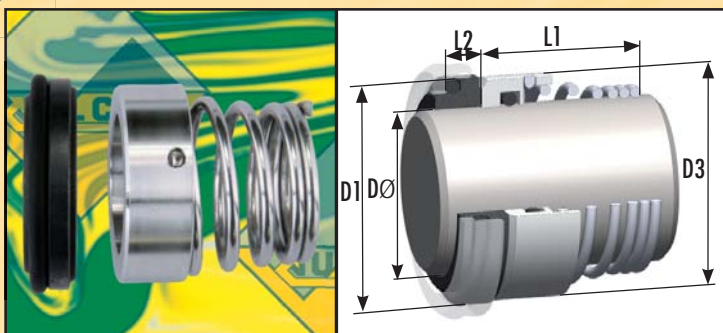
Maximum Operating Pressure Limits primarily depend upon Face Materials, Shaft Size, Speed and Media. Please refer to the Seal Type Specific PV Chart, found at the front of this Brochure Section, in combination with the Vulcan Multiplying Factors found in Technical and Material Standards Section 2.

GUARANTEED STOCK MATERIALS AND FACE MATERIAL CODE					
Seal And Seat Assembly		Rotary Face		Stationary Face	
Face Reference Term	Code	Material	Code	Material	Code
SOFT	C	M106K Carbon	C	99% Ceramic	A
SOFT VS HARD	D	M106K Carbon	C	VES2 RB SiC	S
HARD VS SOFT	X	Non-Standard: Please use alternative shown here or enquire			
HARD	S	VES2 RB SiC*	S	VES2 RB SiC	S
HARD 1st ALT	H	Tungsten Carbide*	H	Tungsten Carbide*	H
Guaranteed Stock Elastomers: Viton®, E.P. and Nitrile			Guaranteed Stock Metallurgy: 304SS		

Please refer to the Technical and Material Standards Section for advice and information on our full range of materials, guaranteed stock policies and more advice on operating limits.



TYPE 12



A range of highly proficient, widely utilised, 'O'-Ring mounted, shaft directional dependent, conical spring seals, supplied routinely with a solid stainless steel head and a carbon Type 12 stationary, to suit non-DIN, originally Italian, housing dimensions.

Efficient, popular designs for a wide choice of general duties or available with inserted Carbide ring faces for more demanding applications. For image and diagram, please see Type 12DIN on facing page.

VULCAN STANDARD SIZES

Metric Shaft Size DØ	Size Code	D1	D3	L1	L2
10	0100	18.10	19.00	15.00	5.50
12	0120	20.60	21.00	18.00	5.50
13	0130	23.10	23.00	22.00	6.00
14	0140	23.10	23.00	22.00	6.00
15	0150	26.90	24.00	22.00	7.00
16	0160	26.90	26.00	23.00	7.00
17	0170	26.90	26.00	23.00	7.00
18	0180	30.90	29.00	24.00	8.00
19	0190	30.90	31.00	25.00	8.00
20	0200	30.90	31.00	25.00	8.00
22	0220	35.40	33.00	25.00	8.00
24	0240	35.40	35.00	27.00	8.00
25	0250	38.20	36.00	27.00	8.50
26	0260	38.20	36.00	27.00	8.50
28	0280	43.30	40.00	29.00	9.00
30	0300	43.30	43.00	30.00	9.00
32	0320	43.30	46.00	30.00	9.00
33	0330	53.50	46.00	39.00	11.50
34	0340	53.50	49.00	39.00	11.50
35	0350	53.50	49.00	39.00	11.50
38	0380	60.50	53.00	39.00	11.50
39	0390	60.50	56.00	39.00	11.50
40	0400	60.50	56.00	39.00	11.50
42	0420	60.50	59.00	39.00	11.50
43	0430	60.50	59.00	39.00	11.50
44	0440	65.50	61.00	41.00	11.50
45	0450	65.50	61.00	41.00	11.50
48	0480	65.50	64.00	41.00	11.50
50	0500	72.50	66.00	45.00	11.50
55	0550	72.50	71.00	47.00	11.50
60	0600	79.30	78.00	49.00	11.50
65	0650	84.50	84.00	51.00	11.50
70	0700	89.50	89.60	51.00	11.50
75	0750	94.50	98.00	57.00	11.50
80	0800	99.50	100.00	59.00	11.50
85	0850	105.50	107.50	59.00	13.50
90	0900	111.50	111.00	62.00	13.50
95	0950	116.50	119.00	62.00	13.50
100	1000	119.50	123.80	75.00	13.50

All types, sizes and materials shown are part of Vulcan's Guaranteed Ex-Stock Range, unless marked with an asterisk*. However, the asterisked seal and / or seat face materials are stocked in many, but not all, sizes.

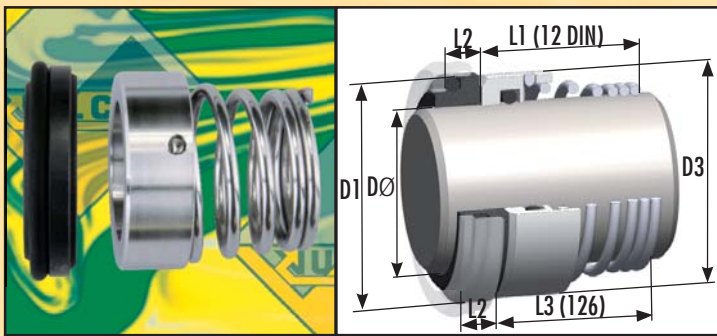
GUARANTEED STOCK MATERIALS AND FACE MATERIAL CODE					
Seal And Seat Assembly		Rotary Face		Stationary Face	
Face Reference Term	Code	Material	Code	Material	Code
SOFT	P	304 Stainless Steel	P	M106K Carbon	P
SOFT VS HARD	PS	304 Stainless Steel	P	VES2 RB SiC	S
HARD VS SOFT	T	VES2 RB SiC	S	M106K Carbon	P
HARD	S	VES2 RB SiC	S	VES2 RB SiC	S
HARD 1st ALT	H	Tungsten Carbide*	H	Tungsten Carbide*	H
Guaranteed Stock Elastomers: Viton®, E.P. and Nitrile			Guaranteed Stock Metallurgy: 304SS		

Suggested Operating Limits

Maximum Operating Pressure Limits primarily depend upon Face Materials, Shaft Size, Speed and Media. Please refer to the Seal Type Specific PV Chart, found at the front of this Brochure Section, in combination with the Vulcan Multiplying Factors found in Technical and Material Standards Section 2.



TYPES 12DIN / 126



A range of highly proficient, 'O'-Ring mounted, shaft directional dependent, conical spring seals. Available as Type 12DIN with seats to suit DIN housings, or as Type 126 to full DIN24960 (EN12756) L1K dimensions.

Both types have monolithic stainless steel heads and Type 12DIN carbon seats as standard, with inserted carbide heads and monolithic seats available for more demanding applications.

VULCAN STANDARD SIZES

Metric Shaft Size DØ	Size Code	D1	D3	TYPE 12DIN L1	TYPE 126 L3	L2
10*	0100	21.00	19.00	15.00	25.50	7.00
12	0120	23.00	21.00	18.00	25.50	7.00
14	0140	25.00	23.00	22.00	28.00	7.00
16	0160	27.00	26.00	23.00	28.00	7.00
18	0180	33.00	29.00	24.00	27.50	10.00
20	0200	35.00	31.00	25.00	27.50	10.00
22	0220	37.00	33.00	25.00	27.50	10.00
24	0240	39.00	35.00	27.00	30.00	10.00
25	0250	40.00	36.00	27.00	30.00	10.00
28	0280	43.00	40.00	29.00	32.50	10.00
30	0300	45.00	43.00	30.00	32.50	10.00
32	0320	48.00	46.00	30.00	32.50	10.00
33	0330	48.00	46.00	39.00	32.50	10.00
35	0350	50.00	49.00	39.00	32.50	10.00
38	0380	56.00	53.00	42.00	32.00	13.00
40	0400	58.00	56.00	42.00	32.00	13.00
43	0430	61.00	59.00	47.00	32.00	13.00
45	0450	63.00	61.00	47.00	32.00	13.00
48	0480	66.00	64.00	47.00	32.00	13.00
50	0500	70.00	66.00	46.00	33.50	14.00
53	0530	73.00	69.00	56.00	33.50	14.00
55	0550	75.00	71.00	56.00	33.50	14.00
58	0580	78.00	76.00	56.00	38.50	14.00
60	0600	80.00	78.00	56.00	38.50	14.00
63	0630	83.00	81.00	56.00	N/A	14.00
65	0650	85.00	84.00	66.00	38.50	14.00
68	0680	90.00	88.00	64.00	N/A	16.00
70	0700	92.00	89.60	64.00	44.00	16.00
75	0750	97.00	98.00	64.00	44.00	16.00
80	0800	105.00	100.00	72.00	42.00	18.00
85	0850	110.00	107.50	72.00	42.00	18.00
90	0900	115.00	111.00	72.00	47.00	18.00
95	0950	120.00	119.00	72.00	47.00	18.00
100	1000	125.00	123.80	72.00	47.00	18.00

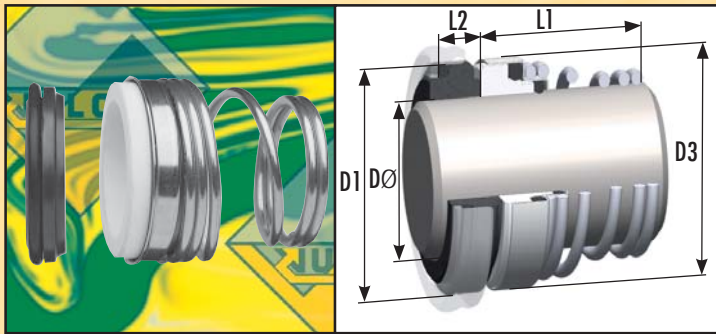
Please note: Type 12DIN is guaranteed ex-stock in every shaft size shown to 100mm and in all guaranteed materials. Type 126 is guaranteed ex-stock in all sizes and materials shown, unless the size is asterisked*. However, most asterisked 126 sizes are stocked in some, but not all, materials. And the asterisked T.C. material in many sizes.

TYPE 12DIN					
GUARANTEED STOCK MATERIALS AND FACE MATERIAL CODE					
Seal And Seat Assembly		Rotary Face		Stationary Face	
Face Reference Term	Code	Material	Code	Material	Code
SOFT	P	304 Stainless Steel	P	M106K Carbon	P
SOFT VS HARD	PS	304 Stainless Steel	P	VES2 RB SiC	S
HARD VS SOFT	T	VES2 RB SiC	S	M106K Carbon	P
HARD	S	VES2 RB SiC	S	VES2 RB SiC	S
HARD 1st ALT	H	Tungsten Carbide*	H	Tungsten Carbide*	H
Guaranteed Stock Elastomers: Viton®, E.P. and Nitrile			Guaranteed Stock Metallurgy: 304SS		

TYPE 126					
GUARANTEED STOCK MATERIALS AND FACE MATERIAL CODE					
Seal And Seat Assembly		Rotary Face		Stationary Face	
Face Reference Term	Code	Material	Code	Material	Code
SOFT	P	316 Stainless Steel	P	M106K Carbon	P
SOFT VS HARD	PS	316 Stainless Steel	P	VES2 RB SiC	S
HARD VS SOFT	T	VES2 RB SiC	S	M106K Carbon	P
HARD	S	VES2 RB SiC	S	VES2 RB SiC	S
HARD 1st ALT	H	Tungsten Carbide*	H	Tungsten Carbide*	H
Guaranteed Stock Elastomers: Viton®, E.P. and Nitrile			Guaranteed Stock Metallurgy: 316SS		



TYPE 13



'O'-Ring mounted, conical spring, shaft directional dependent seal, with pressed stainless steel head retainer and 'O'-Ring mounted seal and stationary faces.

Seal and stationary faces can be readily changed and replaced. Supplied with a Type 13 stationary to suit non-DIN common, originally Italian housing dimensions.

Simple but effective, economical design makes this seal suitable for a wide variety of lighter and general duty applications.

VULCAN STANDARD SIZES

Metric Shaft Size DØ	Size Code	D1	D3	L1	L2
10	0100	18.10	19.50	15.00	5.50
11	0110	20.60	22.00	18.00	5.50
12	0120	20.60	22.00	18.00	5.50
13	0130	23.10	24.00	22.00	6.00
14	0140	23.10	24.00	22.00	6.00
15	0150	26.90	26.00	22.00	7.00
16	0160	26.90	26.00	23.00	7.00
17	0170	26.90	26.00	23.00	7.00
18	0180	30.90	32.00	24.00	8.00
19	0190	30.90	32.70	25.00	8.00
20	0200	30.90	32.70	25.00	8.00
21	0210	35.40	36.00	25.00	8.00
22	0220	35.40	36.00	25.00	8.00
23	0230	35.40	36.00	27.00	8.00
24	0240	35.40	37.40	27.00	8.00
25	0250	38.20	38.00	27.00	8.50
28	0280	43.30	42.00	29.00	9.00
30	0300	43.30	44.00	30.00	9.00
32	0320	43.30	45.50	30.00	9.00
33	0330	53.50	46.50	39.00	11.50
35	0350	53.50	49.00	39.00	11.50
38	0380	60.50	56.00	39.00	11.50
40	0400	60.50	58.00	39.00	11.50

All types, sizes and materials shown are part of Vulcan's Guaranteed Ex-Stock Range, unless marked with an asterisk*. However, the asterisked seal and / or seat face materials are stocked in many, but not all, sizes.

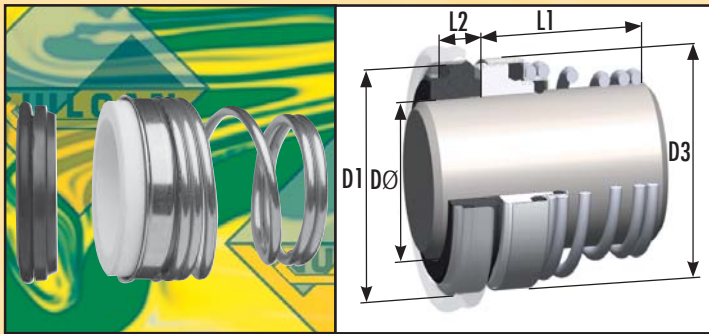
GUARANTEED STOCK MATERIALS AND FACE MATERIAL CODE					
Seal And Seat Assembly		Rotary Face		Stationary Face	
Face Reference Term	Code	Material	Code	Material	Code
SOFT	B	99% Ceramic	B	M106K Carbon	P
SOFT VS HARD	X	Non-Standard: Please use alternative shown here or enquire			
HARD VS SOFT	T	VES2 RB SiC	S	M106K Carbon	P
HARD	S	VES2 RB SiC	S	VES2 RB SiC	S
HARD 1st ALT	H	Tungsten Carbide*	H	Tungsten Carbide*	H
Guaranteed Stock Elastomers: Viton®, E.P. and Nitrile			Guaranteed Stock Metallurgy: 304SS		

Suggested Operating Limits

Maximum Operating Pressure Limits primarily depend upon Face Materials, Shaft Size, Speed and Media. Please refer to the Seal Type Specific PV Chart, found at the front of this Brochure Section, in combination with the Vulcan Multiplying Factors found in Technical and Material Standards Section 2.



TYPE 13DIN



'O'-Ring mounted, conical spring, shaft directional dependent seal, with pressed stainless steel head retainer and 'O'-Ring mounted seal and stationary faces.

Seal and seat faces can be readily changed and replaced. Supplied with Type 13DIN stationary as standard, to suit DIN housing dimensions.

Simple but effective, economical design makes this seal suitable for a wide variety of lighter and general duty applications.

VULCAN STANDARD SIZES

Metric Shaft Size DØ	Size Code	D1	D3	L1	L2
10	0100	21.00	19.50	15.00	7.00
12	0120	23.00	22.00	18.00	7.00
14	0140	25.00	24.00	22.00	7.00
16	0160	27.00	26.00	23.00	7.00
18	0180	33.00	32.00	24.00	10.00
20	0200	35.00	32.70	25.00	10.00
22	0220	37.00	36.00	25.00	10.00
24	0240	39.00	37.40	27.00	10.00
25	0250	40.00	38.00	27.00	10.00
28	0280	43.00	42.00	29.00	10.00
30	0300	45.00	44.00	30.00	10.00
32	0320	48.00	45.50	30.00	10.00
33	0330	48.00	46.50	39.00	10.00
35	0350	50.00	49.00	39.00	10.00
38	0380	56.00	56.00	42.00	13.00
40	0400	58.00	58.00	42.00	13.00

All types, sizes and materials shown are part of Vulcan's Guaranteed Ex-Stock Range, unless marked with an asterisk*. However, the asterisked seal and / or seat face materials are stocked in many, but not all, sizes.

Suggested Operating Limits

Maximum Operating Pressure Limits primarily depend upon Face Materials, Shaft Size, Speed and Media. Please refer to the Seal Type Specific PV Chart, found at the front of this Brochure Section, in combination with the Vulcan Multiplying Factors found in Technical and Material Standards Section 2.

GUARANTEED STOCK MATERIALS AND FACE MATERIAL CODE					
Seal And Seat Assembly		Rotary Face		Stationary Face	
Face Reference Term	Code	Material	Code	Material	Code
SOFT	B	99% Ceramic	B	M106K Carbon	P
SOFT VS HARD	X	Non-Standard: Please use alternative shown here or enquire			
HARD VS SOFT	T	VES2 RB SiC	S	M106K Carbon	P
HARD	S	VES2 RB SiC	S	VES2 RB SiC	S
HARD 1st ALT	H	Tungsten Carbide*	H	Tungsten Carbide*	H
Guaranteed Stock Elastomers: Viton®, E.P. and Nitrile			Guaranteed Stock Metallurgy: 304SS		

Please refer to the Technical and Material Standards Section for advice and information on our full range of materials, guaranteed stock policies and more advice on operating limits.



Vulcan Elastomeric Bellows Type Seals



Section 4



INTRODUCTION

Vulcan offer an extensive range of technically efficient and highly versatile, elastomeric bellows seals, suitable for practically any application dimensions, via our comprehensive standard range, or through special manufacture to individual requirements.

APPLICATIONS

The Vulcan bellows seals designs are highly recommended for duties with media containing solids and for hygienic applications, due to their non-clogging, self adjusting and robust design. These very reliable seals are also customisable, as they can be specially produced to any working length and seat housing configuration. Suitable for pumps, mixers, agitators, compressors and other rotary shaft equipment.

STANDARD VULCAN® BELLOWS TYPES

Type 14DIN Series

Universal compact DIN seals to suit three standard DIN working lengths.

Type 19 Series

Robust bellows seal with non-DIN cross-section, available in three standard DIN working lengths and with stationaries to suit all common European housing sizes.

Types 1511/1511J

Compact DIN profile, ANSI-compliant, bellows seals to suit the most common, American standard working lengths, with a choice of boot or 'O'-Ring stationaries to suit American housing sizes.

Type 1520

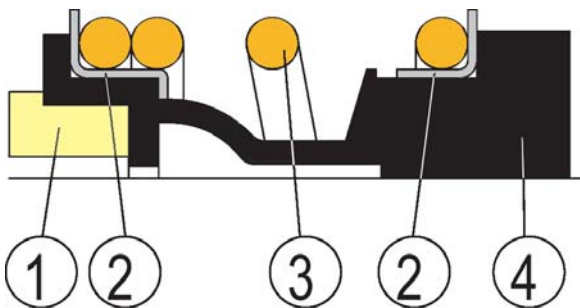
DIN profiled bellows seal to suit common European working length and housing sizes. Seal has same working length and seat as the Vulcan Type 20 and Type A2 seals.

Type 1724 Series

Metal encased, rubber bellows seals to full DIN24960 (EN12756) L1K compatibility. The Vulcan seal face is retained to avoid damage during seal installation, a common problem with competitor seal designs.

STANDARD COMPONENTS.

(All Types except Type 1724)



No	Description	No	Description
1	Face	3	Coil
2	Retaining Plates	4	Bellows

STICTION

The use of two identical Silicon Carbide face materials in certain applications can result in the faces ringing together. Such action is rare, but such face Stiction can potentially be a problem, where the rotary faces are not positively driven, which applies to all styles in this section except for Type 1724. As a most effective way to prevent two SIC faces ringing together, Vulcan recommend a Sintered Silicon Carbide (matt lapped) rotary supplied with a Reaction Bonded Silicon Carbide (shiny lapped) stationary, providing both a differential material along with differential lapping.

VULCAN® DESIGN ADVANTAGES

Range

Comprehensive range of Bellows Seals, with more working lengths and seat choices and our compact DIN profile designs, than any other mechanical seal manufacturer.

Material Quality

Wide range of high quality elastomers and seal face materials readily available.

Design

An ingenious robust, non-fretting and non-clogging bellows design, capable of accommodating seal face wear, shaft misalignment and tolerances, due to Vulcan's attention to detail during the design process. The rotary face is resiliently mounted with no bonded joints and therefore will not sustain wear nor damage when in contact with a hard face material. The bellows have no moulded joints and are not subjected to torsional stresses.





These design features and our proven design face width and loading standards, provide increased seal performance, capability and life.

Retained Components

One sole unit, with no loose parts. The result is an easy fitting, bi-directional seal which is less prone to damage.

Designed for O.E.M.'s

The Type 14/15/17 Series have been designed as Vulcan's O.E.M. range of seals and offer;

-  Better performance, capability and life compared to standard Parallel Spring Seals.
-  Suitable for a wide variety of applications and media.
-  Customisable to any working length, seat housing dimensions, elastomer colours and name etc. Allowing a unique seal to be marketed by O.E.M.'s, as their own design, which won't be sold elsewhere.
-  Very cost competitive to produce, especially in larger sizes and hard faces.

Reliability

These are proven very effective designs, highly utilised in many applications. They give extremely reliable performance based upon the bellows' design, high strength and flexibility. Vulcan's thorough Quality Control Systems ensure correct and reliable supply.

VULCAN® BELLOWS TYPE SEALS PV CHART

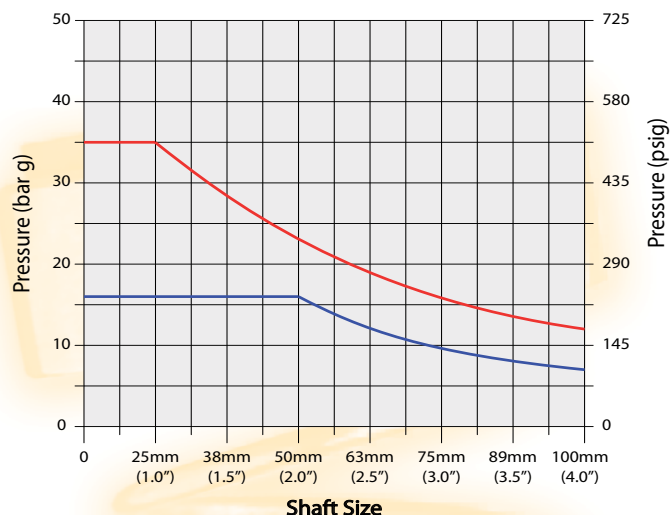


CHART BASED UPON: CARBON VS REACTION BONDED SILICON CARBIDE SEAL FACES

 1724

 14DIN / 15 / 19 SERIES



TYPES 14DIN / 142DIN / 143DIN*

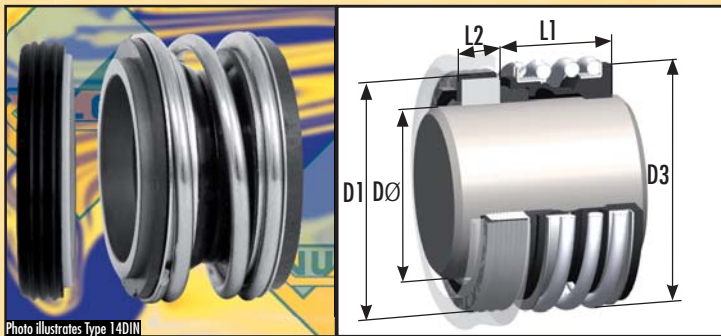


Photo illustrates Type 14DIN

Universal compact DIN seal and stationary with a choice of DIN working lengths. The robust, heavy duty bellows design provides excellent flexibility and durability.

Type 14DIN series is supplied as standard with Type 19B boot-mounted stationaries, to give full DIN24960 (EN12756) dimension compatibility. For the most commonly specified 'O'-Ring mounted stationary alternative, please see the Type 14DINS series opposite.

VULCAN STANDARD SIZES

Metric Shaft Size DØ	Size Code	D1	D3	TYPE 14DIN L1	TYPE 142DIN L1	TYPE 143DIN L1	L2	TYPE 142DIN L1K	TYPE 143DIN L1N
10	0100	21.00	20.00	13.40	25.90	33.40	6.60	32.50	40.00
12	0120	23.00	22.00	14.40	25.90	33.40	6.60	32.50	40.00
14	0140	25.00	24.00	14.40	28.40	33.40	6.60	35.00	40.00
15	0150	27.00	25.00	14.40	28.40	33.40	6.60	35.00	40.00
16	0160	27.00	26.00	14.40	28.40	33.40	6.60	35.00	40.00
18	0180	33.00	32.00	18.50	30.00	37.50	7.50	37.50	45.00
20	0200	35.00	34.00	18.50	30.00	37.50	7.50	37.50	45.00
22	0220	37.00	36.00	18.50	30.00	37.50	7.50	37.50	45.00
24	0240	39.00	38.00	18.50	32.50	42.50	7.50	40.00	50.00
25	0250	40.00	39.00	18.50	32.50	42.50	7.50	40.00	50.00
28	0280	43.00	42.00	24.50	35.00	42.50	7.50	42.50	50.00
30	0300	45.00	44.00	25.50	35.00	42.50	7.50	42.50	50.00
32	0320	48.00	46.00	25.50	35.00	47.50	7.50	42.50	55.00
33	0330	48.00	47.00	25.50	35.00	47.50	7.50	42.50	55.00
35	0350	50.00	49.00	26.50	35.00	47.50	7.50	42.50	55.00
38	0380	56.00	54.00	29.00	36.00	46.00	9.00	45.00	55.00
40	0400	58.00	56.00	29.00	36.00	46.00	9.00	45.00	55.00
43	0430	61.00	59.00	29.00	36.00	51.00	9.00	45.00	60.00
45	0450	63.00	61.00	29.00	36.00	51.00	9.00	45.00	60.00
48	0480	66.00	64.00	31.00	36.00	51.00	9.00	45.00	60.00
50	0500	70.00	66.00	30.50	38.00	50.50	9.50	47.50	60.00
53	0530	73.00	69.00	29.00	36.50	59.00	11.00	47.50	70.00
55	0550	75.00	71.00	29.00	36.50	59.00	11.00	47.50	70.00
58*	0580	78.00	78.00	32.00	41.50	59.00	11.00	52.50	70.00
60	0600	80.00	80.00	34.00	41.50	59.00	11.00	52.50	70.00
65	0650	85.00	85.00	34.00	41.50	69.00	11.00	52.50	80.00
70*	0700	92.00	90.00	33.70	48.70	68.70	11.30	60.00	80.00
75*	0750	97.00	99.00	40.70	48.70	68.70	11.30	60.00	80.00
80*	0800	105.00	104.00	40.50	48.00	78.00	12.00	60.00	90.00
85*	0850	110.00	109.00	38.50	46.00	76.00	14.00	60.00	90.00
90*	0900	115.00	114.00	38.50	51.00	76.00	14.00	65.00	90.00
95*	0950	120.00	119.00	38.50	51.00	76.00	14.00	65.00	90.00
100*	1000	125.00	124.00	38.50	51.00	76.00	14.00	65.00	90.00

Please note: Type 142DIN is guaranteed ex-stock in every size to 100mm and material shown, except Tungsten Carbide. Type 14DIN is guaranteed ex-stock in every size and material shown, unless the size and / or material is asterisked*. Type 143DIN, although not part of the Vulcan guaranteed stock range, is ex-stock in most sizes and materials. Most asterisked sizes of T142 / 143 DIN are stocked in some, but not all, materials. And the asterisked materials in many sizes.

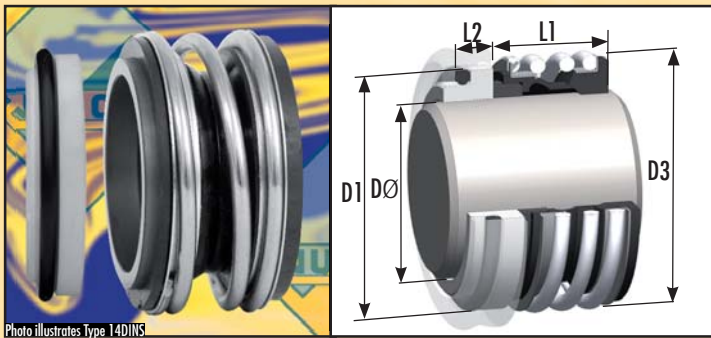
GUARANTEED STOCK MATERIALS AND FACE MATERIAL CODE					
Seal And Seat Assembly		Rotary Face		Stationary Face	
Face Reference Term	Code	Material	Code	Material	Code
SOFT	C	M106K Carbon	C	99% Ceramic	A
SOFT VS HARD	D	M106K Carbon	C	VES2 RB SiC	S
HARD VS SOFT	X	Non-Standard: Please use alternative shown here or enquire			
HARD	SS	WNV2 SiNSiC Carbide	R	VES2 RB SiC	S
HARD 1st ALT	H	Tungsten Carbide*	H	Tungsten Carbide*	H
Guaranteed Stock Elastomers: Viton®, E.P. and Nitrile			Guaranteed Stock Metallurgy: 304SS		

Suggested Operating Limits

Maximum Operating Pressure Limits primarily depend upon Face Materials, Shaft Size, Speed and Media. Please refer to the Seal Type Specific PV Chart, found at the front of this Brochure Section, in combination with the Vulcan Multiplying Factors found in Technical and Material Standards Section 2.



TYPES 14DINS / 142DINS / 143DINS*



Universal compact DIN seal and stationary with a choice of DIN working lengths. The robust, heavy duty bellows design provides excellent flexibility and durability.

Type 14DINS series is supplied as standard with Type 8 DIN SHORT 'O'-Ring-mounted stationaries, to give full DIN24960 (EN12756) dimension compatibility. For the most commonly specified boot-mounted stationary alternative, please see the Type 14DIN series opposite.

VULCAN STANDARD SIZES

Metric Shaft Size DØ	Size Code	D1	D3	TYPE 14DINS L1	TYPE 142DINS L1	TYPE 143DINS L1	L2	142DINS SEAL + SEAT L1K	143DINS SEAL + SEAT L1N
10	0100	21.00	20.00	13.40	25.90	33.40	6.60	32.50	40.00
12	0120	23.00	22.00	14.40	25.90	33.40	6.60	32.50	40.00
14	0140	25.00	24.00	14.40	28.40	33.40	6.60	35.00	40.00
15	0150	27.00	25.00	14.40	28.40	33.40	6.60	35.00	40.00
16	0160	27.00	26.00	14.40	28.40	33.40	6.60	35.00	40.00
18	0180	33.00	32.00	18.50	30.00	37.50	7.50	37.50	45.00
20	0200	35.00	34.00	18.50	30.00	37.50	7.50	37.50	45.00
22	0220	37.00	36.00	18.50	30.00	37.50	7.50	37.50	45.00
24	0240	39.00	38.00	18.50	32.50	42.50	7.50	40.00	50.00
25	0250	40.00	39.00	18.50	32.50	42.50	7.50	40.00	50.00
28	0280	43.00	42.00	24.50	35.00	42.50	7.50	42.50	50.00
30	0300	45.00	44.00	25.50	35.00	42.50	7.50	42.50	50.00
32	0320	48.00	46.00	25.50	35.00	47.50	7.50	42.50	55.00
33	0330	48.00	47.00	25.50	35.00	47.50	7.50	42.50	55.00
35	0350	50.00	49.00	26.50	35.00	47.50	7.50	42.50	55.00
38	0380	56.00	54.00	29.00	36.00	46.00	9.00	45.00	55.00
40	0400	58.00	56.00	29.00	36.00	46.00	9.00	45.00	55.00
43	0430	61.00	59.00	29.00	36.00	51.00	9.00	45.00	60.00
45	0450	63.00	61.00	29.00	36.00	51.00	9.00	45.00	60.00
48	0480	66.00	64.00	31.00	36.00	51.00	9.00	45.00	60.00
50	0500	70.00	66.00	30.50	38.00	50.50	9.50	47.50	60.00
53	0530	73.00	69.00	29.00	36.50	59.00	11.00	47.50	70.00
55	0550	75.00	71.00	29.00	36.50	59.00	11.00	47.50	70.00
58*	0580	78.00	78.00	32.00	41.50	59.00	11.00	52.50	70.00
60	0600	80.00	80.00	34.00	41.50	59.00	11.00	52.50	70.00
65	0650	85.00	85.00	34.00	41.50	69.00	11.00	52.50	80.00
70*	0700	92.00	90.00	33.70	48.70	68.70	11.30	60.00	80.00
75*	0750	97.00	99.00	40.70	48.70	68.70	11.30	60.00	80.00
80*	0800	105.00	104.00	40.50	48.00	78.00	12.00	60.00	90.00
85*	0850	110.00	109.00	38.50	46.00	76.00	14.00	60.00	90.00
90*	0900	115.00	114.00	38.50	51.00	76.00	14.00	65.00	90.00
95*	0950	120.00	119.00	38.50	51.00	76.00	14.00	65.00	90.00
100*	1000	125.00	124.00	38.50	51.00	76.00	14.00	65.00	90.00

Please note: Type 142DINS is guaranteed ex-stock in every size to 100mm and material shown, except Tungsten Carbide. Type 14DINS is guaranteed ex-stock in every size and material shown, unless the size and / or material is asterisked*. Type 143DINS, although not part of the Vulcan guaranteed stock range, is ex-stock in most sizes and materials. Most asterisked sizes of T14 / 143 DIN are stocked in some, but not all, materials. And the asterisked materials in many sizes.

Suggested Operating Limits

Maximum Operating Pressure Limits primarily depend upon Face Materials, Shaft Size, Speed and Media. Please refer to the Seal Type Specific PV Chart, found at the front of this Brochure Section, in combination with the Vulcan Multiplying Factors found in Technical and Material Standards Section 2.

GUARANTEED STOCK MATERIALS AND FACE MATERIAL CODE					
Seal And Seat Assembly		Rotary Face		Stationary Face	
Face Reference Term	Code	Material	Code	Material	Code
SOFT	C	M106K Carbon	C	99% Ceramic	A
SOFT VS HARD	D	M106K Carbon	C	VES2 RB SiC	S
HARD VS SOFT	X	Non-Standard: Please use alternative shown here or enquire			
HARD	SS	WNV2 SiNSiC Carbide	R	VES2 RB SiC	S
HARD 1st ALT	H	Tungsten Carbide*	H	Tungsten Carbide*	H
Guaranteed Stock Elastomers: Viton®, E.P. and Nitrile			Guaranteed Stock Metallurgy: 304SS		

Please refer to the Technical and Material Standards Section for advice and information on our full range of materials, guaranteed stock policies and more advice on operating limits.



TYPES 1511 / 1511J

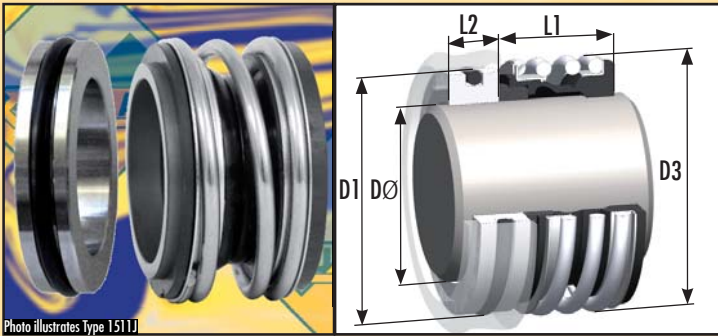


Photo illustrates Type 1511J

Rubber bellows seal with narrow DIN profile of Type 14DIN series, that is also compliant to American ANSI seal chamber dimensions. The robust, heavy duty bellows design provides excellent flexibility and durability.

Available as standard with a boot-mounted Type 11 stationary, or as Type 1511J with an 'O'-Ring mounted stationary, commonly preferred in the North American market. Both types have the same installation dimensions.

VULCAN STANDARD SIZES

Imperial Shaft Size DØ	Metric Shaft Size DØ	Size Code	D1		D3		L1		L2	
			Imperial	Metric	Imperial	Metric	Imperial	Metric	Imperial	Metric
	12	0120	1.000	25.40	0.866	22.00	0.812	20.62	0.312	7.93
0.500		0127	1.000	25.40	0.866	22.00	0.812	20.62	0.312	7.93
0.625		0158	1.250	31.75	1.024	26.00	0.875	22.23	0.405	10.28
	16	0160	1.250	31.75	1.024	26.00	0.875	22.23	0.405	10.28
	18	0180	1.375	34.93	1.260	32.00	0.875	22.23	0.405	10.28
0.750		0191	1.375	34.93	1.260	32.00	0.875	22.23	0.405	10.28
	20	0200	1.500	38.10	1.339	34.00	0.937	23.80	0.405	10.28
	22	0220	1.500	38.10	1.417	36.00	0.937	23.80	0.405	10.28
0.875		0222	1.500	38.10	1.417	36.00	0.937	23.80	0.405	10.28
	24	0240	1.625	41.28	1.496	38.00	1.000	25.40	0.437	11.10
	25	0250	1.625	41.28	1.535	39.00	1.000	25.40	0.437	11.10
1.000		0254	1.625	41.28	1.535	39.00	1.000	25.40	0.437	11.10
	28	0280	1.750	44.44	1.654	42.00	1.062	26.97	0.437	11.10
1.125		0286	1.750	44.44	1.654	42.00	1.062	26.97	0.437	11.10
	30	0300	1.875	47.63	1.732	44.00	1.062	26.97	0.437	11.10
1.250		0317	1.875	47.63	1.811	46.00	1.062	26.97	0.437	11.10
	32	0320	1.875	47.63	1.811	46.00	1.062	26.97	0.437	11.10
	33	0330	2.000	50.80	1.850	47.00	1.125	28.58	0.437	11.10
1.375		0349	2.000	50.80	1.929	49.00	1.125	28.58	0.437	11.10
	35	0350	2.000	50.80	1.929	49.00	1.125	28.58	0.437	11.10
	38	0380	2.125	53.98	2.126	54.00	1.125	28.58	0.437	11.10
1.500		0381	2.125	53.98	2.126	54.00	1.125	28.58	0.437	11.10
	40	0400	2.375	60.33	2.205	56.00	1.375	34.93	0.500	12.70
1.625		0412	2.375	60.33	2.205	56.00	1.375	34.93	0.500	12.70
	43	0430	2.500	63.50	2.323	59.00	1.375	34.93	0.500	12.70
	44	0440	2.500	63.50	2.402	61.00	1.375	34.93	0.500	12.70
1.750		0444	2.500	63.50	2.402	61.00	1.375	34.93	0.500	12.70
	45	0450	2.625	66.68	2.402	61.00	1.500	38.10	0.500	12.70
1.875		0476	2.625	66.68	2.520	64.00	1.500	38.10	0.500	12.70
	48	0480	2.750	69.85	2.520	64.00	1.500	38.10	0.500	12.70
	50	0500	2.750	69.85	2.625	66.70	1.500	38.10	0.500	12.70
2.000		0508	2.750	69.85	2.625	66.70	1.500	38.10	0.500	12.70
	53	0530	3.000	76.20	2.717	69.00	1.688	42.88	0.562	14.28
2.125		0539	3.000	76.20	2.717	69.00	1.688	42.88	0.562	14.28
	55	0550	3.125	79.38	2.815	71.50	1.688	42.88	0.562	14.28
2.250		0571	3.125	79.38	3.071	78.00	1.688	42.88	0.562	14.28
	60	0600	3.250	82.55	3.150	80.00	1.812	46.02	0.562	14.28
2.375		0603	3.250	82.55	3.150	80.00	1.812	46.02	0.562	14.28
2.500		0635	3.375	85.73	3.268	83.00	1.812	46.02	0.562	14.28
	65	0650	3.375	85.73	3.346	85.00	1.937	49.20	0.562	14.28
2.625		0666	3.375	85.73	3.346	85.00	1.937	49.20	0.562	14.28
2.750		0698	3.500	88.90	3.543	90.00	1.937	49.20	0.626	15.88
	70	0700	3.500	88.90	3.543	90.00	1.937	49.20	0.626	15.88
2.875*		0730	3.750	95.25	3.780	96.00	2.062	52.37	0.626	15.88
	75	0750	3.875	98.43	3.898	99.00	2.062	52.37	0.626	15.88
3.000		0762	3.875	98.43	3.898	99.00	2.062	52.37	0.626	15.88

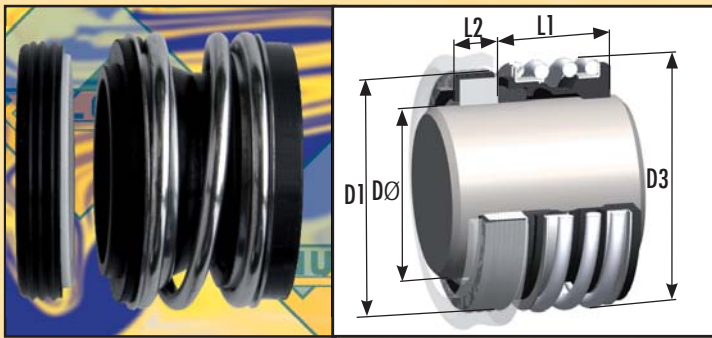
All types, sizes and materials shown are part of Vulcan's Guaranteed Ex-Stock Range, unless marked with an asterisk*. However, most asterisked sizes are stocked in some, but not all, materials. And the asterisked materials in many sizes.

1511					
GUARANTEED STOCK MATERIALS AND FACE MATERIAL CODE					
Seal And Seat Assembly		Rotary Face		Stationary Face	
Face Reference Term	Code	Material	Code	Material	Code
SOFT	C	M106K Carbon	C	99% Ceramic	A
SOFT VS HARD	D	M106K Carbon	C	VES2 RB SiC	S
SOFT VS METAL	X	Non-Standard: Please use alternative shown here or enquire			
HARD VS SOFT	X	Non-Standard: Please use alternative shown here or enquire			
HARD	SS	WNV2 SINSIC Carbide	R	VES2 RB SiC	S
HARD 1st ALT	H	Tungsten Carbide*	H	Tungsten Carbide*	H
Guaranteed Stock Elastomers: Viton®, E.P. and Nitrile			Guaranteed Stock Metallurgy: 304SS		

1511J					
GUARANTEED STOCK MATERIALS AND FACE MATERIAL CODE					
Seal And Seat Assembly		Rotary Face		Stationary Face	
Face Reference Term	Code	Material	Code	Material	Code
SOFT	C	M106K Carbon	C	99% Ceramic*	A
SOFT VS HARD	D	M106K Carbon	C	VES2 RB SiC	S
SOFT VS METAL	Q	M106K Carbon	C	304 Stainless Steel*	Q
SOFT VS METAL	F	M106K Carbon	C	Ni-Resist	F
HARD	SS	WNV2 SINSIC Carbide	R	VES2 RB SiC	S
HARD 1st ALT	H	Tungsten Carbide*	H	Tungsten Carbide*	H
Guaranteed Stock Elastomers: Viton®, E.P. and Nitrile			Guaranteed Stock Metallurgy: 304SS		



TYPE 1520



Rubber bellows seal with narrow DIN profile of Type 14DIN series, with installation dimensions to suit common originally UK metric and imperial seal chambers.

The robust, heavy duty bellows design provides excellent flexibility and durability. The Type 1520 is interchangeable with the popular Type 20 parallel-spring diaphragm seals, to provide a bellows seal alternative. The Type 1520 is supplied as standard with a Type 20 boot-mounted stationary.

VULCAN STANDARD SIZES

Imperial Shaft Size DØ	Metric Shaft Size DØ	Size Code	D1	D3	L1	L2
	12	0120	27.79	22.00	25.40	8.74
0.500		0127	27.79	22.00	25.40	8.74
	13	0130	27.79	22.00	25.40	8.74
	14	0140	30.95	24.00	25.40	10.32
	15	0150	30.95	25.00	25.40	10.32
0.625		0158	30.95	26.00	25.40	10.32
	16	0160	30.95	26.00	25.40	10.32
	18	0180	34.15	32.00	25.40	10.32
0.750		0191	34.15	32.00	25.40	10.32
	20	0200	35.70	34.00	25.40	10.32
	22	0220	37.30	36.00	25.40	10.32
0.875		0222	37.30	36.00	25.40	10.32
	24	0240	40.50	38.00	25.40	10.32
	25	0250	40.50	39.00	25.40	10.32
1.000		0254	40.50	39.00	25.40	10.32
	28	0280	47.63	42.00	33.34	11.99
1.125		0286	47.63	42.00	33.34	11.99
	30	0300	50.80	44.00	33.34	11.99
1.250		0317	50.80	46.00	33.34	11.99
	32	0320	50.80	46.00	33.34	11.99
	33	0330	53.98	47.00	33.34	11.99
1.375		0349	53.98	49.00	33.34	11.99
	35	0350	53.98	49.00	33.34	11.99
	38	0380	57.15	54.00	33.34	11.99
1.500		0381	57.15	54.00	33.34	11.99
	40	0400	60.33	56.00	33.34	11.99
1.625		0412	60.33	56.00	33.34	11.99
	43	0430	63.50	59.00	40.48	11.99
	44	0440	63.50	61.00	40.48	11.99
1.750		0444	63.50	61.00	40.48	11.99
	45	0450	63.50	61.00	40.48	11.99
1.875		0476	66.68	64.00	40.48	11.99
	48	0480	66.68	64.00	40.48	11.99
	50	0500	69.85	66.70	40.48	13.50
2.000		0508	69.85	66.70	40.48	13.50
	53	0530	73.03	69.00	40.48	13.50
2.125		0539	73.03	69.00	40.48	13.50
	55	0550	76.20	71.50	40.48	13.50
2.250		0571	76.20	78.00	40.48	13.50
	58	0580	79.38	78.00	40.48	13.50
	60	0600	79.38	80.00	40.48	13.50
2.375		0603	79.38	80.00	40.48	13.50
2.500		0635	82.55	83.00	40.48	13.50
	65	0650	92.08	85.00	49.21	13.50
2.625		0666	92.08	85.00	49.21	15.88
2.750		0698	95.25	90.00	49.21	15.88
	70	0700	95.25	90.00	49.21	15.88
2.875*		0730	98.43	96.00	49.21	15.88
	75	0750	101.60	99.00	49.21	15.88
3.000		0762	101.60	99.00	49.21	15.88

All types, sizes and materials shown are part of Vulcan's Guaranteed Ex-Stock Range, unless marked with an asterisk*. However, most asterisked sizes are stocked in some, but not all, materials. And the asterisked materials in many sizes.

Suggested Operating Limits

Maximum Operating Pressure Limits primarily depend upon Face Materials, Shaft Size, Speed and Media. Please refer to the Seal Type Specific PV Chart, found at the front of this Brochure Section, in combination with the Vulcan Multiplying Factors found in Technical and Material Standards Section 2.

GUARANTEED STOCK MATERIALS AND FACE MATERIAL CODE					
Seal And Seat Assembly		Rotary Face		Stationary Face	
Face Reference Term	Code	Material	Code	Material	Code
SOFT	C	M106K Carbon	C	99% Ceramic	A
SOFT VS HARD	D	M106K Carbon	C	VES2 RB SiC	S
HARD VS SOFT	X	Non-Standard: Please use alternative shown here or enquire			
HARD	SS	WNV2 SiNSiC Carbide	R	VES2 RB SiC	S
HARD 1st ALT	H	Tungsten Carbide*	H	Tungsten Carbide*	H
Guaranteed Stock Elastomers: Viton®, E.P. and Nitrile			Guaranteed Stock Metallurgy: 304SS		

Please refer to the Technical and Material Standards Section for advice and information on our full range of materials, guaranteed stock policies and more advice on operating limits.



TYPES 19 / 192 / 193

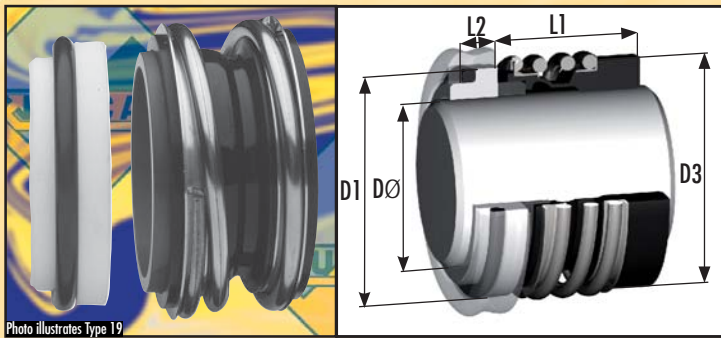


Photo illustrates Type 19

A robust rubber bellows seal, with a wide, larger than DIN, cross section, for optimum flexibility and durability. Type 19 series seals are supplied as standard with a Type 8 STD 'O'-Ring mounted stationary to suit common, originally European, housing dimensions.

Also available as a "Z"-suffix on our stock codes, with bezel-profile Type 8 BEZ stationary, to same installation dimensions, to suit pumps with seat retention plates.

VULCAN STANDARD SIZES

Metric Shaft Size DØ	Size Code	D1	D3	TYPE 19 L1	TYPE 192 L1	TYPE 193 L1	L2
10	0100	19.20	20.00	14.50	25.90	33.40	6.60
12	0120	21.60	24.30	15.00	25.90	33.40	5.60
14	0140	24.60	28.50	17.00	28.40	33.40	5.60
15	0150	24.60	28.50	17.00	28.40	33.40	6.60
16	0160	28.00	28.50	17.00	28.40	33.40	7.50
18	0180	30.00	31.00	19.50	30.00	37.50	8.00
20	0200	35.00	36.50	21.50	30.00	37.50	7.50
22	0220	35.00	36.50	21.50	30.00	37.50	7.50
24	0240	38.00	41.10	22.50	32.50	42.50	7.50
25	0250	38.00	41.10	23.00	32.50	42.50	7.50
28	0280	42.00	47.60	26.50	35.00	42.50	9.00
30	0300	45.00	47.60	26.50	35.00	42.50	10.50
32	0320	48.00	51.00	27.50	35.00	47.50	10.50
33	0330	50.00	51.00	27.50	35.00	47.50	11.00
35	0350	52.00	54.50	28.50	35.00	47.50	11.00
38	0380	55.00	57.90	30.00	36.00	46.00	10.30
40	0400	58.00	60.00	30.00	36.00	46.00	10.80
43	0430	62.00	63.80	30.00	36.00	51.00	12.00
45	0450	64.00	65.70	30.00	36.00	51.00	11.60
48	0480	68.40	69.30	30.50	36.00	51.00	11.60
50	0500	69.30	71.80	30.50	38.00	50.50	11.60
53	0530	72.30	76.00	33.00	36.50	59.00	12.30
55	0550	75.40	78.30	35.00	36.50	59.00	13.30
58	0580	78.40	82.50	37.00	41.50	59.00	13.30
60	0600	80.40	85.50	38.00	41.50	59.00	13.30
65*	0650	85.40	90.30	40.00	41.50	69.00	13.00
68*	0680	91.50	94.00	40.00	41.20	68.70	13.70
70*	0700	92.00	97.00	40.00	48.70	68.70	13.00
75*	0750	99.00	102.00	40.00	48.70	68.70	14.00
80*	0800	104.00	109.50	40.00	48.00	78.00	15.00
85*	0850	109.00	116.70	41.00	46.00	76.00	14.80
90*	0900	114.00	122.30	45.00	51.00	76.00	14.80
95*	0950	120.30	127.60	46.00	51.00	76.00	15.80
100*	1000	123.30	132.00	47.00	51.00	76.00	15.80

Please note: Types 19 & 192 are guaranteed ex-stock in all sizes to 100mm and material shown, except Tungsten Carbide. Type 193 is guaranteed ex-stock in all sizes and materials shown, unless the size and / or material is asterisked*. However, most asterisked T193 sizes are stocked in some, but not all, materials. And the asterisked T.C. material in many sizes.

GUARANTEED STOCK MATERIALS AND FACE MATERIAL CODE					
Seal And Seat Assembly		Rotary Face		Stationary Face	
Face Reference Term	Code	Material	Code	Material	Code
SOFT	C	M106K Carbon	C	99% Ceramic	A
SOFT VS HARD	D	M106K Carbon	C	VES2 RB SiC	S
HARD VS SOFT	X	Non-Standard: Please use alternative shown here or enquire			
HARD	SS	WNV2 SiNSiC Carbide	R	VES2 RB SiC	S
HARD 1st ALT	H	Tungsten Carbide*	H	Tungsten Carbide*	H
Guaranteed Stock Elastomers: Viton®, E.P. and Nitrile			Guaranteed Stock Metallurgy: 304SS		

Suggested Operating Limits

Maximum Operating Pressure Limits primarily depend upon Face Materials, Shaft Size, Speed and Media. Please refer to the Seal Type Specific PV Chart, found at the front of this Brochure Section, in combination with the Vulcan Multiplying Factors found in Technical and Material Standards Section 2.

Please refer to the Technical and Material Standards Section for advice and information on our full range of materials, guaranteed stock policies and more advice on operating limits.



TYPES 19S / 192S / 193S

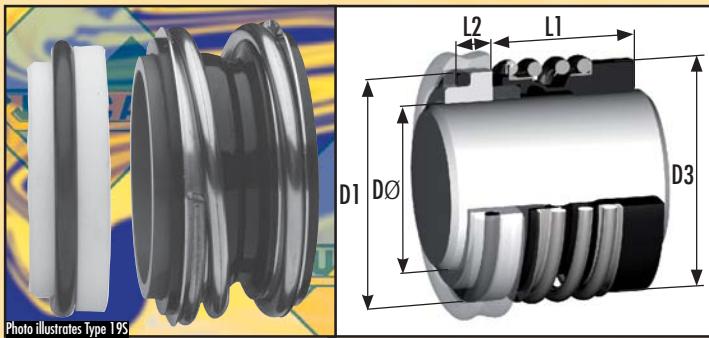


Photo illustrates Type 19S

A robust rubber bellows seal, with a wide, larger than DIN, cross section, for optimum flexibility and durability. Type 19S series seals are supplied as standard with Type 8 DIN SHORT 'O'-Ring mounted stationaries to suit DIN 24960 (EN12756) housing dimensions.

Type 192S complete seal and seat assemblies have working lengths to DIN L1K and Type 193S provides working lengths to DIN L1N.

VULCAN STANDARD SIZES

Metric Shaft Size DØ	Size Code	D1	D3	TYPE 19S L1	TYPE 192S L1	TYPE 193S L1	L2	192S SEAL + SEAT L1K	193S SEAL + SEAT L1N
10	0100	21.00	20.00	14.50	25.90	33.40	6.60	32.50	40.00
12	0120	23.00	24.30	15.00	25.90	33.40	6.60	32.50	40.00
14	0140	25.00	28.50	17.00	28.40	33.40	6.60	35.00	40.00
15	0150	27.00	28.50	17.00	28.40	33.40	6.60	35.00	40.00
16	0160	27.00	28.50	17.00	28.40	33.40	6.60	35.00	40.00
18	0180	33.00	31.00	19.50	30.00	37.50	7.50	37.50	45.00
20	0200	35.00	36.50	21.50	30.00	37.50	7.50	37.50	45.00
22	0220	37.00	36.50	21.50	30.00	37.50	7.50	37.50	45.00
24	0240	39.00	41.10	22.50	32.50	42.50	7.50	40.00	50.00
25	0250	40.00	41.10	23.00	32.50	42.50	7.50	40.00	50.00
28	0280	43.00	47.60	26.50	35.00	42.50	7.50	42.50	50.00
30	0300	45.00	47.60	26.50	35.00	42.50	7.50	42.50	50.00
32	0320	48.00	51.00	27.50	35.00	47.50	7.50	42.50	55.00
33	0330	48.00	51.00	27.50	35.00	47.50	7.50	42.50	55.00
35	0350	50.00	54.50	28.50	35.00	47.50	7.50	42.50	55.00
38	0380	56.00	57.90	30.00	36.00	46.00	9.00	45.00	55.00
40	0400	58.00	60.00	30.00	36.00	46.00	9.00	45.00	55.00
43	0430	61.00	63.80	30.00	36.00	51.00	9.00	45.00	60.00
45	0450	63.00	65.70	30.00	36.00	51.00	9.00	45.00	60.00
48	0480	66.00	69.30	30.50	36.00	51.00	9.00	45.00	60.00
50	0500	70.00	71.80	30.50	38.00	50.50	9.50	47.50	60.00
53	0530	73.00	76.00	33.00	36.50	59.00	11.00	47.50	70.00
55	0550	75.00	78.30	35.00	36.50	59.00	11.00	47.50	70.00
58	0580	78.00	82.50	37.00	41.50	59.00	11.00	52.50	70.00
60	0600	80.00	85.50	38.00	41.50	59.00	11.00	52.50	70.00
65*	0650	85.00	90.30	40.00	41.50	69.00	11.00	52.50	80.00
68*	0680	90.00	94.00	40.00	41.20	68.70	11.30	52.50	80.00
70*	0700	92.00	97.00	40.00	48.70	68.70	11.30	60.00	80.00
75*	0750	97.00	102.00	40.00	48.70	68.70	11.30	60.00	80.00
80*	0800	105.00	109.50	40.00	48.00	78.00	12.00	60.00	90.00
85*	0850	110.00	116.70	41.00	46.00	76.00	14.00	60.00	90.00
90*	0900	115.00	122.30	45.00	51.00	76.00	14.00	65.00	90.00
95*	0950	120.00	127.60	46.00	51.00	76.00	14.00	65.00	90.00
100*	1000	125.00	132.00	47.00	51.00	76.00	14.00	65.00	90.00

Please note: Types 19S & 192S are guaranteed ex-stock in all sizes to 100mm and material shown, except Tungsten Carbide. Type 193S is guaranteed ex-stock in all sizes and materials shown, unless the size and / or material is asterisked*. However, most asterisked T193S sizes are stocked in some, but not all, materials. And the asterisked T.C. material in many sizes.

Suggested Operating Limits

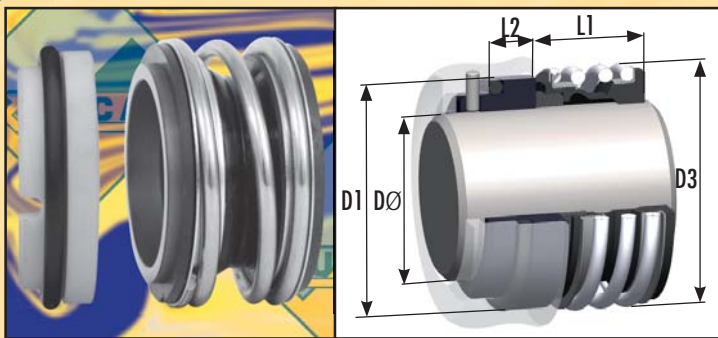
Maximum Operating Pressure Limits primarily depend upon Face Materials, Shaft Size, Speed and Media. Please refer to the Seal Type Specific PV Chart, found at the front of this Brochure Section, in combination with the Vulcan Multiplying Factors found in Technical and Material Standards Section 2.

GUARANTEED STOCK MATERIALS AND FACE MATERIAL CODE					
Seal And Seat Assembly		Rotary Face		Stationary Face	
Face Reference Term	Code	Material	Code	Material	Code
SOFT	C	M106K Carbon	C	99% Ceramic	A
SOFT VS HARD	D	M106K Carbon	C	VES2 RB SiC	S
HARD VS SOFT	X	Non-Standard: Please use alternative shown here or enquire			
HARD	SS	WNV2 SiNSiC Carbide	R	VES2 RB SiC	S
HARD 1st ALT	H	Tungsten Carbide*	H	Tungsten Carbide*	H
Guaranteed Stock Elastomers: Viton®, E.P. and Nitrile				Guaranteed Stock Metallurgy: 304SS	

Please refer to the Technical and Material Standards Section for advice and information on our full range of materials, guaranteed stock policies and more advice on operating limits.



TYPE 19L



A robust rubber bellows seal, with a wide, larger than DIN, cross section, for optimum flexibility and durability. Type 19L is supplied as standard, with a Type 8 DIN LONG 'O'-Ring mounted stationary with an anti-rotation provision, to suit DIN housing dimensions.

The robust heavy duty bellows design Type 19L is a highly proficient design commonly utilised in heavy duty applications, such as abrasive applications, including waste-water.

VULCAN STANDARD SIZES

Metric Shaft Size DØ	Size Code	D1	D3	L1	L2	SEAT SLOT WIDTH	SEAT SLOT DEPTH
10	0100	21.00	20.00	14.50	10.00	4.00	5.00
12	0120	23.00	24.30	15.00	10.00	4.00	5.00
14	0140	25.00	28.50	17.00	10.00	4.00	5.00
15	0150	27.00	28.50	17.00	10.00	4.00	5.00
16	0160	27.00	28.50	17.00	10.00	4.00	5.00
18	0180	33.00	31.00	19.50	11.50	4.00	5.50
20	0200	35.00	36.50	21.50	11.50	4.00	5.50
22	0220	37.00	36.50	21.50	11.50	4.00	5.50
24	0240	39.00	41.10	22.50	11.50	4.00	5.50
25	0250	40.00	41.10	23.00	11.50	4.00	5.50
28	0280	43.00	47.60	26.50	11.50	4.00	5.50
30	0300	45.00	47.60	26.50	11.50	4.00	5.50
32	0320	48.00	51.00	27.50	11.50	4.00	5.50
33	0330	48.00	51.00	27.50	11.50	4.00	5.50
35	0350	50.00	54.50	28.50	11.50	4.00	5.50
38	0380	56.00	57.90	30.00	14.00	5.00	5.50
40	0400	58.00	60.00	30.00	14.00	5.00	5.50
43	0430	61.00	63.80	30.00	14.00	5.00	5.50
45	0450	63.00	65.70	30.00	14.00	5.00	5.50
48	0480	66.00	69.30	30.50	14.00	5.00	5.50
50	0500	70.00	71.80	30.50	15.00	5.00	5.50
53	0530	73.00	76.00	33.00	15.00	5.00	5.50
55	0550	75.00	78.30	35.00	15.00	5.00	5.50
58	0580	78.00	82.50	37.00	15.00	5.00	5.50
60	0600	80.00	85.50	38.00	15.00	5.00	5.50
65	0650	85.00	90.30	40.00	15.00	5.00	5.50
68	0680	90.00	94.00	40.00	18.00	5.00	5.50
70	0700	92.00	97.00	40.00	18.00	5.00	5.50
75	0750	97.00	102.00	40.00	18.00	5.00	5.50
80	0800	105.00	109.50	40.00	18.20	5.00	5.50
85	0850	110.00	116.70	41.00	18.20	5.00	5.50
90	0900	115.00	122.30	45.00	18.20	5.00	5.50
95	0950	120.00	127.60	46.00	17.20	5.00	5.50
100	1000	125.00	132.00	47.00	17.20	5.00	5.50

All types, sizes and materials shown are part of Vulcan's Guaranteed Ex-Stock Range, unless marked with an asterisk*. However, the asterisked seal and / or seat face materials are stocked in many, but not all, sizes.

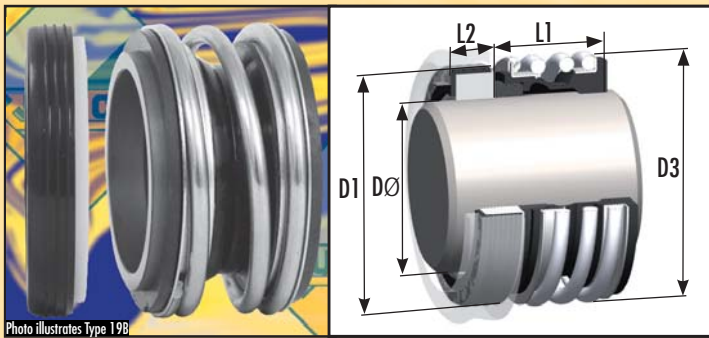
GUARANTEED STOCK MATERIALS AND FACE MATERIAL CODE					
Seal And Seat Assembly		Rotary Face		Stationary Face	
Face Reference Term	Code	Material	Code	Material	Code
SOFT	C	M106K Carbon	C	99% Ceramic	A
SOFT VS HARD	D	M106K Carbon	C	VES2 RB SiC	S
HARD VS SOFT	X	Non-Standard: Please use alternative shown here or enquire			
HARD	SS	WNV2 SiNSiC Carbide	R	VES2 RB SiC	S
HARD 1st ALT	H	Tungsten Carbide*	H	Tungsten Carbide*	H
Guaranteed Stock Elastomers: Viton®, E.P. and Nitrile			Guaranteed Stock Metallurgy: 304SS		

Suggested Operating Limits

Maximum Operating Pressure Limits primarily depend upon Face Materials, Shaft Size, Speed and Media. Please refer to the Seal Type Specific PV Chart, found at the front of this Brochure Section, in combination with the Vulcan Multiplying Factors found in Technical and Material Standards Section 2.



TYPES 19B / 192B / 193B



A robust rubber bellows seal, with a wide, larger than DIN, cross section, for optimum flexibility and durability. Type 19B series seals are supplied as standard with Type 19B boot mounted stationaries to suit DIN 24960 (EN12756) housing dimensions.

Type 192B complete seal and seat assemblies have working lengths to meet DIN L1K and Type 193B provides working lengths to DIN L1N.

VULCAN STANDARD SIZES

Metric Shaft Size DØ	Size Code	D1	D3	TYPE 19B L1	TYPE 192B L1	TYPE 193B L1	L2	192B SEAL + SEAT L1K	193B SEAL + SEAT L1N
10	0100	21.00	20.00	14.50	25.90	33.40	6.60	32.50	40.00
12	0120	23.00	24.30	15.00	25.90	33.40	6.60	32.50	40.00
14	0140	25.00	28.50	17.00	28.40	33.40	6.60	35.00	40.00
15	0150	27.00	28.50	17.00	28.40	33.40	6.60	35.00	40.00
16	0160	27.00	28.50	17.00	28.40	33.40	6.60	35.00	40.00
18	0180	33.00	31.00	19.50	30.00	37.50	7.50	37.50	45.00
20	0200	35.00	36.50	21.50	30.00	37.50	7.50	37.50	45.00
22	0220	37.00	36.50	21.50	30.00	37.50	7.50	37.50	45.00
24	0240	39.00	41.10	22.50	32.50	42.50	7.50	40.00	50.00
25	0250	40.00	41.10	23.00	32.50	42.50	7.50	40.00	50.00
28	0280	43.00	47.60	26.50	35.00	42.50	7.50	42.50	50.00
30	0300	45.00	47.60	26.50	35.00	42.50	7.50	42.50	50.00
32	0320	48.00	51.00	27.50	35.00	47.50	7.50	42.50	55.00
33	0330	48.00	51.00	27.50	35.00	47.50	7.50	42.50	55.00
35	0350	50.00	54.50	28.50	35.00	47.50	7.50	42.50	55.00
38	0380	56.00	57.90	30.00	36.00	46.00	9.00	45.00	55.00
40	0400	58.00	60.00	30.00	36.00	46.00	9.00	45.00	55.00
43	0430	61.00	63.80	30.00	36.00	51.00	9.00	45.00	60.00
45	0450	63.00	65.70	30.00	36.00	51.00	9.00	45.00	60.00
48	0480	66.00	69.30	30.50	36.00	51.00	9.00	45.00	60.00
50	0500	70.00	71.80	30.50	38.00	50.50	9.50	47.50	60.00
53	0530	73.00	76.00	33.00	36.50	59.00	11.00	47.50	70.00
55	0550	75.00	78.30	35.00	36.50	59.00	11.00	47.50	70.00
58	0580	78.00	82.50	37.00	41.50	59.00	11.00	52.50	70.00
60	0600	80.00	85.50	38.00	41.50	59.00	11.00	52.50	70.00
65*	0650	85.00	90.30	40.00	41.50	69.00	11.00	52.50	80.00
68*	0680	90.00	94.00	40.00	41.20	68.70	11.30	52.50	80.00
70*	0700	92.00	97.00	40.00	48.70	68.70	11.30	60.00	80.00
75*	0750	97.00	102.00	40.00	48.70	68.70	11.30	60.00	80.00
80*	0800	105.00	109.50	40.00	48.00	78.00	12.00	60.00	90.00
85*	0850	110.00	116.70	41.00	46.00	76.00	14.00	60.00	90.00
90*	0900	115.00	122.30	45.00	51.00	76.00	14.00	65.00	90.00
95*	0950	120.00	127.60	46.00	51.00	76.00	14.00	65.00	90.00
100*	1000	125.00	132.00	47.00	51.00	76.00	14.00	65.00	90.00

Please note: Types 19B & 192B are guaranteed ex-stock in all sizes to 100mm and material shown, except Tungsten Carbide. Type 193B is guaranteed ex-stock in all sizes and materials shown, unless the size and / or material is asterisked*. However, most asterisked T193B sizes are stocked in some, but not all, materials. And the asterisked T.C. material in many sizes.

Suggested Operating Limits

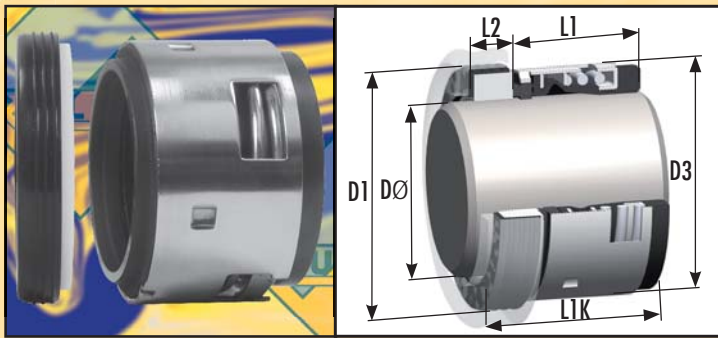
Maximum Operating Pressure Limits primarily depend upon Face Materials, Shaft Size, Speed and Media. Please refer to the Seal Type Specific PV Chart, found at the front of this Brochure Section, in combination with the Vulcan Multiplying Factors found in Technical and Material Standards Section 2.

GUARANTEED STOCK MATERIALS AND FACE MATERIAL CODE					
Seal And Seat Assembly		Rotary Face		Stationary Face	
Face Reference Term	Code	Material	Code	Material	Code
SOFT	C	M106K Carbon	C	99% Ceramic	A
SOFT VS HARD	D	M106K Carbon	C	VES2 RB SiC	S
HARD VS SOFT	X	Non-Standard: Please use alternative shown here or enquire			
HARD	SS	WNV2 SiNSiC Carbide	R	VES2 RB SiC	S
HARD 1st ALT	H	Tungsten Carbide*	H	Tungsten Carbide*	H
Guaranteed Stock Elastomers: Viton®, E.P. and Nitrile			Guaranteed Stock Metallurgy: 304SS		

Please refer to the Technical and Material Standards Section for advice and information on our full range of materials, guaranteed stock policies and more advice on operating limits.



TYPE 1724



High performance, heavy duty, full convolution rubber bellows seal inside a stainless steel casing. Type 1724 features a retained, positively driven, face, with a non-clogging spring and self-alignment capability, and is fully compliant to DIN24960 (EN12756) dimensions.

Type 1724 is supplied as standard with a Type 24 boot mounted stationary. Please refer to the page opposite, for standard 'O'-Ring mounted seat alternatives.

VULCAN STANDARD SIZES

Metric Shaft Size DØ	Size Code	D1	D3	L1	L2	SEAL + SEAT L1K
14	0140	25.00	24.00	26.40	8.60	35.00
16	0160	27.00	26.00	26.40	8.60	35.00
18	0180	33.00	32.00	27.50	10.00	37.50
20	0200	35.00	34.00	27.50	10.00	37.50
22	0220	37.00	36.00	27.50	10.00	37.50
24	0240	39.00	38.00	30.00	10.00	40.00
25	0250	40.00	39.00	30.00	10.00	40.00
28	0280	43.00	42.00	32.50	10.00	42.50
30	0300	45.00	44.00	32.50	10.00	42.50
32	0320	48.00	46.00	32.50	10.00	42.50
33	0330	48.00	47.00	32.50	10.00	42.50
35	0350	50.00	49.00	32.50	10.00	42.50
38	0380	56.00	54.00	34.00	11.00	45.00
40	0400	58.00	56.00	34.00	11.00	45.00
43	0430	61.00	59.00	34.00	11.00	45.00
45	0450	63.00	61.00	34.00	11.00	45.00
48	0480	66.00	64.00	34.00	11.00	45.00
50	0500	70.00	66.00	34.50	13.00	47.50
53	0530	73.00	69.00	34.50	13.00	47.50
55	0550	75.00	71.00	34.50	13.00	47.50
60	0600	80.00	80.00	39.50	13.00	52.50
65	0650	85.00	85.00	39.50	13.00	52.50
68	0680	90.00	88.00	37.20	15.30	52.50
70	0700	92.00	89.00	44.70	15.30	60.00
75	0750	97.00	96.00	44.70	15.30	60.00
80	0800	105.00	104.00	44.30	15.70	60.00
85	0850	110.00	108.00	44.30	15.70	60.00
90	0900	115.00	114.00	49.30	15.70	65.00
95	0950	120.00	118.00	49.30	15.70	65.00
100	1000	125.00	124.00	49.30	15.70	65.00

All types, sizes and materials shown are part of Vulcan's Guaranteed Ex-Stock Range, unless marked with an asterisk*. However, most asterisked seal and / or seat face materials are stocked in some, but not all, sizes.

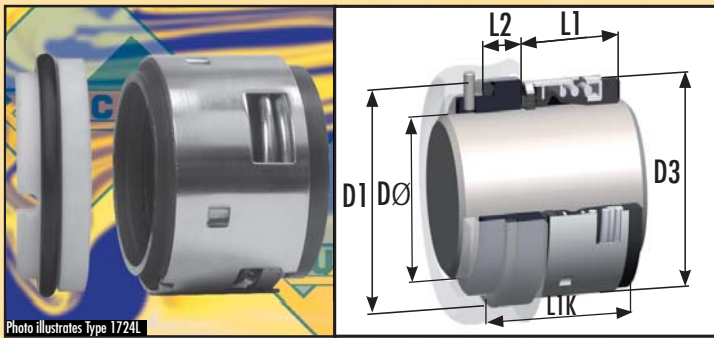
GUARANTEED STOCK MATERIALS AND FACE MATERIAL CODE					
Seal And Seat Assembly		Rotary Face		Stationary Face	
Face Reference Term	Code	Material	Code	Material	Code
SOFT	C	M106K Carbon	C	99% Ceramic	A
SOFT VS HARD	D	M106K Carbon	C	VES2 RB SiC	S
HARD VS SOFT	G	VES2 RB SiC	S	99% Ceramic	A
HARD	S	VES2 RB SiC	S	VES2 RB SiC	S
HARD 1st ALT	H	Tungsten Carbide*	H	Tungsten Carbide*	H
Guaranteed Stock Elastomers: Viton®, E.P. and Nitrile			Guaranteed Stock Metallurgy: 304SS		

Suggested Operating Limits

Maximum Operating Pressure Limits primarily depend upon Face Materials, Shaft Size, Speed and Media. Please refer to the Seal Type Specific PV Chart, found at the front of this Brochure Section, in combination with the Vulcan Multiplying Factors found in Technical and Material Standards Section 2.



TYPES 1724L / 1724S



High performance, rubber bellows seal inside a stainless steel casing. Type 1724 features a retained, positively driven, face with a non-clogging spring and self-alignment capability, and is fully compliant to DIN24960 (EN12756) dimensions.

Type 1724L is supplied as standard with a Type 24 DIN LONG 'O'-Ring mounted stationary with anti-rotation provision. Type 1724S is supplied with a Type 24 DIN SHORT 'O'-Ring mounted stationary.

VULCAN STANDARD SIZES

Metric Shaft Size DØ	Size Code	D1	D3	L1	L2	SEAL + SEAT L1K	SEAT SLOT WIDTH 1724L	SEAT SLOT DEPTH 1724L
14	0140	25.00	24.00	26.40	8.60	35.00	4.00	5.00
16	0160	27.00	26.00	26.40	8.60	35.00	4.00	5.00
18	0180	33.00	32.00	27.50	10.00	37.50	4.00	5.50
20	0200	35.00	34.00	27.50	10.00	37.50	4.00	5.50
22	0220	37.00	36.00	27.50	10.00	37.50	4.00	5.50
24	0240	39.00	38.00	30.00	10.00	40.00	4.00	5.50
25	0250	40.00	39.00	30.00	10.00	40.00	4.00	5.50
28	0280	43.00	42.00	32.50	10.00	42.50	4.00	5.50
30	0300	45.00	44.00	32.50	10.00	42.50	4.00	5.50
32	0320	48.00	46.00	32.50	10.00	42.50	4.00	5.50
33	0330	48.00	47.00	32.50	10.00	42.50	4.00	5.50
35	0350	50.00	49.00	32.50	10.00	42.50	4.00	5.50
38	0380	56.00	54.00	34.00	11.00	45.00	5.00	5.50
40	0400	58.00	56.00	34.00	11.00	45.00	5.00	5.50
43	0430	61.00	59.00	34.00	11.00	45.00	5.00	5.50
45	0450	63.00	61.00	34.00	11.00	45.00	5.00	5.50
48	0480	66.00	64.00	34.00	11.00	45.00	5.00	5.50
50	0500	70.00	66.00	34.50	13.00	47.50	5.00	5.50
53	0530	73.00	69.00	34.50	13.00	47.50	5.00	5.50
55	0550	75.00	71.00	34.50	13.00	47.50	5.00	5.50
60	0600	80.00	80.00	39.50	13.00	52.50	5.00	5.50
63	0630	83.00	83.00	39.50	13.00	52.50	5.00	5.50
65	0650	85.00	85.00	39.50	13.00	52.50	5.00	5.50
68	0680	90.00	88.00	37.20	15.30	52.50	5.00	5.50
70	0700	92.00	89.00	44.70	15.30	60.00	5.00	5.50
75	0750	97.00	96.00	44.70	15.30	60.00	5.00	5.50
80	0800	105.00	104.00	44.30	15.70	60.00	5.00	5.50
85	0850	110.00	108.00	44.30	15.70	60.00	5.00	5.50
90	0900	115.00	114.00	49.30	15.70	65.00	5.00	5.50
95	0950	120.00	118.00	49.30	15.70	65.00	5.00	5.50
100	1000	125.00	124.00	49.30	15.70	65.00	5.00	5.50

All types, sizes and materials shown are part of Vulcan's Guaranteed Ex-Stock Range, unless marked with an asterisk*. However, most asterisked seal and / or seat face materials are stocked in some, but not all, sizes.

Suggested Operating Limits

Maximum Operating Pressure Limits primarily depend upon Face Materials, Shaft Size, Speed and Media. Please refer to the Seal Type Specific PV Chart, found at the front of this Brochure Section, in combination with the Vulcan Multiplying Factors found in Technical and Material Standards Section 2.

GUARANTEED STOCK MATERIALS AND FACE MATERIAL CODE					
Seal And Seat Assembly		Rotary Face		Stationary Face	
Face Reference Term	Code	Material	Code	Material	Code
SOFT	C	M106K Carbon	C	99% Ceramic	A
SOFT VS HARD	D	M106K Carbon	C	VES2 RB SiC	S
HARD VS SOFT	G	VES2 RB SiC	S	99% Ceramic	A
HARD	S	VES2 RB SiC	S	VES2 RB SiC	S
HARD 1st ALT	H	Tungsten Carbide*	H	Tungsten Carbide*	H
Guaranteed Stock Elastomers: Viton®, E.P. and Nitrile			Guaranteed Stock Metallurgy: 304SS		

Please refer to the Technical and Material Standards Section for advice and information on our full range of materials, guaranteed stock policies and more advice on operating limits.



Vulcan Parallel Spring Diaphragm Type Seals



Section 5



INTRODUCTION

Vulcan's Parallel Spring Diaphragm Type Seals are highly proficient and widely utilised, covering all standard pump shaft, working length and housing size ranges.

APPLICATIONS

The parallel spring family range of designs are ideal for a wide spectrum of application conditions, ranging from general duties through to more demanding applications, through their accommodating Single Springs and elastomer Diaphragms. The seals are highly effective and widely utilised in pumps, mixers, agitators, compressors and other rotary shaft equipment.

STANDARD VULCAN® PARALLEL TYPES

Types 10, 20 and 20H

Parallel spring, rubber diaphragm seals to common industry standard dimensions. Fitted as standard with Type 20 boot mounted seats, Type 20H has a Type 21 'O'-Ring mounted stationary.

Types 11, 11J and 22

As above, to common American standard dimensions, fitted with a Type 11 boot mounted seats, or Type 11J has a Type 31 'O'-Ring mounted seat.

Types U11/N11

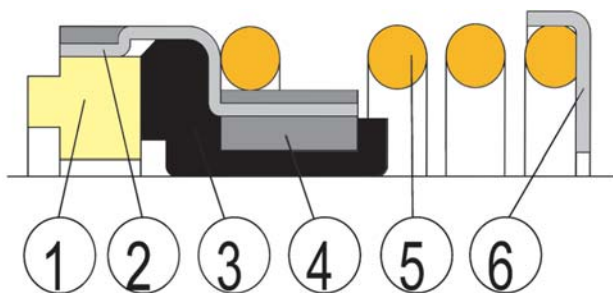
As above Type 11, but to full ANSI compatibility, through incorporating a narrow profile seal design.

Type U11 utilises the same seal head internal design as our Type 24, whilst Type N11 incorporates an elastomer resiliently mounted ring face.

Type 24 Series

As above but to full DIN24960 (EN12756) dimensions, L1K-length. Type 24 is supplied with a Type 24 boot mounted seat as standard. You should specify Type 24S, if a Type 24.DINS stationary is required and Type 24L for the Type 24.DINL stationary.

STANDARD COMPONENTS



NO	DESCRIPTION
1	SEAL FACE
2	RETAINER
3	DIAPHRAGM
4	DRIVE RING
5	SPRING
6	BASE PLATE

VULCAN® DESIGN ADVANTAGES

Accommodating

The seal head automatically adjusts to accommodate misalignment and seal face wear, through the design and flexibility of the rubber diaphragm.

Improved Designs

Vulcan's attention to detail and modern in-house design and manufacturing facilities, have enabled Vulcan to create Parallel Spring Seals, with additional improvements to the original designs, whilst still maintaining the main design features, such as self aligning, non-fretting / dogging and vacuum application suitability. These improvements result in a superior Vulcan Mechanical Seal, to both the original replacement seal and their other direct market copies.

Retained Components

Faces and base plates are retained by adhesive grease and by mating components, respectively, making handling and fitting easier and more secure.

Customisable

The technically efficient and highly versatile, parallel spring, seal design can be readily customised to suit individual requirements; where a standard seal or seat cannot be utilised. Vulcan can assist in the design of special production runs to fully satisfy customer requirements.

Material Quality

A wide selection of high quality face materials and elastomers are readily available as standard.

Reliability

The resulting Vulcan Quality Seal and the high strength and flexibility of the diaphragm, provide a very reliable and accommodating mechanical seal design.

OUR PARALLEL SPRING DIAPHRAGM TYPE SEALS PV CHART

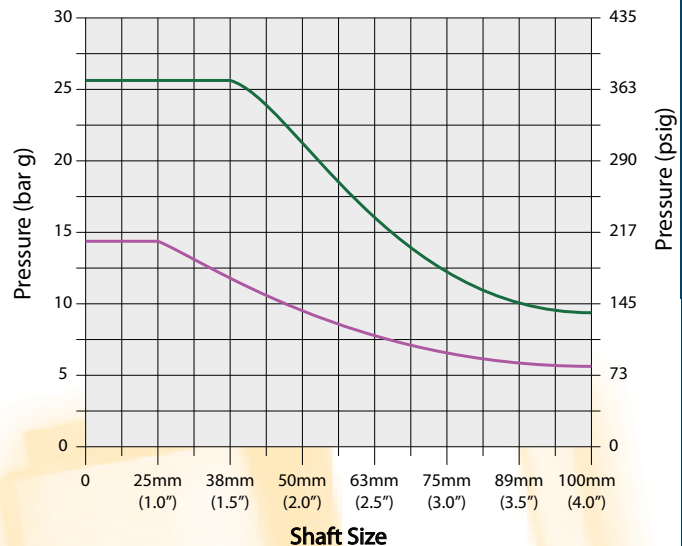


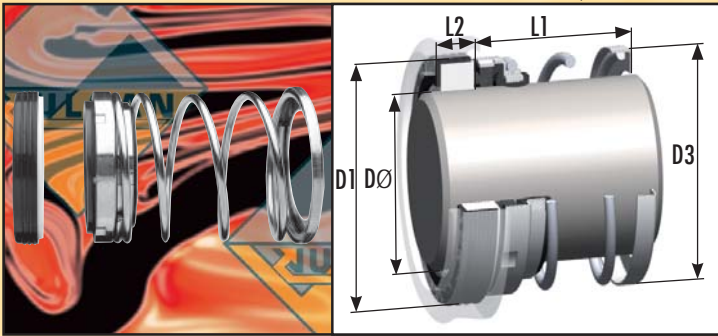
CHART BASED UPON: CARBON VS REACTION BONDED SILICON CARBIDE SEAL FACES

10/20/11/22/24

A1/A2/A4/A5



TYPES 10 / 20 (METRIC)



Metric shaft size, resilient, single spring, rubber diaphragm seal with a Type 20 boot mounted stationary as standard, to suit originally common UK housing sizes. A widely utilised seal type, highly suited to general duties, capable of long service life.

Also available with 'O'-Ring mounted seats, as Types 10H and 20H, please refer overleaf. In addition, Types 10/20 are often purchased as a seal only to be installed with any one of a variety of seats.

VULCAN STANDARD SIZES

Metric Shaft Size DØ	Size Code	D1	D3	TYPE 10 L1	TYPE 20 L1	L2
10	0100	24.60	21.80	43.66	25.40	8.74
12	0120	27.79	23.50	43.66	25.40	8.74
13	0130	27.79	23.50	43.66	25.40	8.74
14	0140	30.95	27.00	43.66	25.40	10.32
15	0150	30.95	27.00	43.66	25.40	10.32
16	0160	30.95	27.00	43.66	25.40	10.32
18	0180	34.15	30.70	43.66	25.40	10.32
19	0191	34.15	30.70	43.66	25.40	10.32
20	0200	35.70	33.40	43.66	25.40	10.32
22	0220	37.30	33.40	43.66	25.40	10.32
24	0240	40.50	39.20	43.66	25.40	10.32
25	0250	40.50	39.20	43.66	25.40	10.32
28	0280	47.63	45.60	60.33	33.34	11.99
29	0290	47.63	45.60	60.33	33.34	11.99
30	0300	50.80	47.40	60.33	33.34	11.99
32	0320	50.80	47.40	60.33	33.34	11.99
33	0330	53.98	52.00	60.33	33.34	11.99
34	0340	53.98	52.00	60.33	33.34	11.99
35	0349	53.98	52.00	60.33	33.34	11.99
38	0381	57.15	55.60	60.33	33.34	11.99
40	0400	60.33	59.20	60.33	33.34	11.99
41	0410	60.35	59.20	60.33	33.34	11.99
42	0420	63.50	65.10	70.64	40.48	11.99
43	0430	63.50	65.10	70.64	40.48	11.99
44	0440	63.50	65.10	70.64	40.48	11.99
45	0450	63.50	65.10	70.64	40.48	11.99
48	0480	66.68	66.70	70.64	40.48	11.99
50	0500	69.85	71.00	70.64	40.48	13.50
53	0530	76.20	73.30	70.64	40.48	13.50
55	0550	79.38	78.60	70.64	40.48	13.50
58	0580	79.38	82.10	70.64	40.48	13.50
60	0600	79.38	82.10	70.64	40.48	13.50
63	0630	82.55	84.60	70.64	40.48	13.50
65	0650	92.08	88.60	69.85	49.21	15.88
70	0700	95.25	90.00	69.85	49.21	15.88
75	0750	101.60	102.70	73.03	52.39	15.88
80	0800	114.30	104.00	79.38	55.56	19.88
85	0850	117.48	108.00	79.38	55.56	19.88
90	0900	123.83	112.00	79.38	55.56	19.88
95	0950	127.00	119.00	82.55	58.74	19.88
100	1000	133.35	124.00	85.73	61.91	19.88

All types, sizes and materials shown are part of Vulcan's Guaranteed Ex-Stock Range, unless marked with an asterisk*. However, the asterisked seal and / or seat face materials are stocked in many, but not all, sizes.

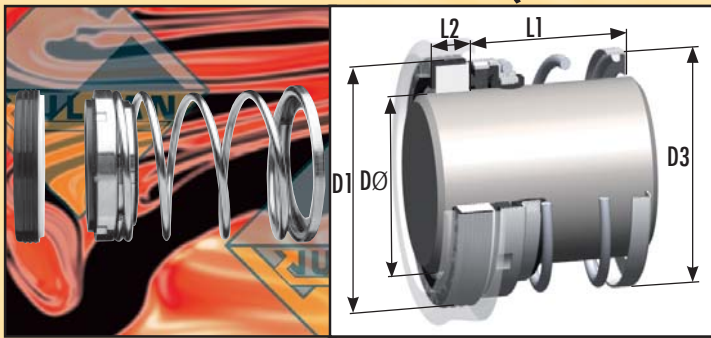
GUARANTEED STOCK MATERIALS AND FACE MATERIAL CODE					
Seal And Seat Assembly		Rotary Face		Stationary Face	
Face Reference Term	Code	Material	Code	Material	Code
SOFT	C	M106K Carbon	C	99% Ceramic	A
SOFT VS HARD	D	M106K Carbon	C	VES2 RB SiC	S
HARD VS SOFT	G	VES2 RB SiC	S	99% Ceramic	A
HARD	S	VES2 RB SiC	S	VES2 RB SiC	S
HARD 1st ALT	H	Tungsten Carbide*	H	Tungsten Carbide*	H
Guaranteed Stock Elastomers: Viton®, E.P. and Nitrile			Guaranteed Stock Metallurgy: 304SS		

Suggested Operating Limits

Maximum Operating Pressure Limits primarily depend upon Face Materials, Shaft Size, Speed and Media. Please refer to the Seal Type Specific PV Chart, found at the front of this Brochure Section, in combination with the Vulcan Multiplying Factors found in Technical and Material Standards Section 2.



TYPES 10 / 20 (IMPERIAL)



Imperial shaft size, resilient, single spring, rubber diaphragm seal with Type 20 boot mounted stationary as standard, to suit common originally UK housing sizes. A widely utilised seal type, highly suited to general duties, capable of long service life.

Also available with 'O'-Ring mounted seats, as Types 10H and 20H. Please refer overleaf. In addition, Types 10/20 are often purchased as a seal only to be installed with any one of a variety of seats.

VULCAN STANDARD SIZES

Imperial Shaft Size DØ	Size Code	D1	D3	TYPE 10 L1	TYPE 20 L1	L2
0.375	0095	24.60	21.80	43.66	25.40	8.74
0.500	0127	27.79	23.50	43.66	25.40	8.74
0.625	0158	30.95	27.00	43.66	25.40	10.32
0.750	0191	34.15	30.70	43.66	25.40	10.32
0.875	0222	37.30	33.40	43.66	25.40	10.32
1.000	0254	40.50	43.20	43.66	25.40	10.32
1.125	0286	47.63	46.60	60.33	33.34	11.99
1.250	0317	50.80	47.40	60.33	33.34	11.99
1.375	0349	53.98	52.00	60.33	33.34	11.99
1.500	0381	57.15	55.60	60.33	33.34	11.99
1.625	0412	60.33	59.20	60.33	33.34	11.99
1.750	0444	63.50	65.10	70.64	40.48	11.99
1.875	0476	66.68	66.70	70.64	40.48	11.99
2.000	0508	69.85	73.30	70.64	40.48	13.50
2.125	0539	73.03	73.30	70.64	40.48	13.50
2.250	0571	76.20	78.60	70.64	40.48	13.50
2.375	0603	79.38	82.10	70.64	40.48	13.50
2.500	0635	82.55	84.60	70.64	40.48	13.50
2.625	0666	92.08	88.60	69.85	49.21	15.88
2.750	0698	95.25	92.00	69.85	49.21	15.88
2.875	0730	98.43	95.20	73.03	52.39	15.88
3.000	0762	101.60	102.70	73.03	52.39	15.88
3.125	0794	111.15	104.00	79.38	55.56	19.88
3.250	0825	114.30	104.00	79.38	55.56	19.88
3.375	0857	117.48	108.00	79.38	55.56	19.88
3.500	0889	120.65	112.00	79.38	55.56	19.88
3.625*	0921	123.83	114.00	82.55	58.74	19.88
3.750	0953	127.00	119.00	82.55	58.74	19.88
3.875*	0984	130.20	121.00	85.73	61.91	19.88
4.000	1016	133.35	124.00	85.73	61.91	19.88

All types, sizes and materials shown are part of Vulcan's Guaranteed Ex-Stock Range, unless marked with an asterisk*. However, most asterisked sizes are stocked in some, but not all, materials. And the asterisked materials in many sizes.

Suggested Operating Limits

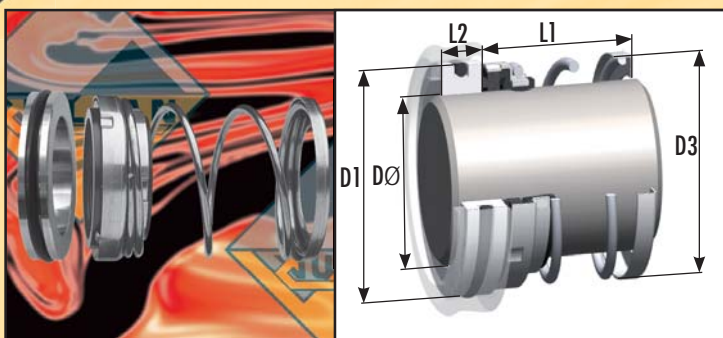
Maximum Operating Pressure Limits primarily depend upon Face Materials, Shaft Size, Speed and Media. Please refer to the Seal Type Specific PV Chart, found at the front of this Brochure Section, in combination with the Vulcan Multiplying Factors found in Technical and Material Standards Section 2.

GUARANTEED STOCK MATERIALS AND FACE MATERIAL CODE					
Seal And Seat Assembly		Rotary Face		Stationary Face	
Face Reference Term	Code	Material	Code	Material	Code
SOFT	C	M106K Carbon	C	99% Ceramic	A
SOFT VS HARD	D	M106K Carbon	C	VES2 RB SiC	S
HARD VS SOFT	G	VES2 RB SiC	S	99% Ceramic	A
HARD	S	VES2 RB SiC	S	VES2 RB SiC	S
HARD 1st ALT	H	Tungsten Carbide*	H	Tungsten Carbide*	H
Guaranteed Stock Elastomers: Viton®, E.P. and Nitrile			Guaranteed Stock Metallurgy: 304SS		

Please refer to the Technical and Material Standards Section for advice and information on our full range of materials, guaranteed stock policies and more advice on operating limits.



TYPE 20H



Single spring, resilient, rubber diaphragm seal featuring a Type 20 rotary with an 'O'-Ring mounted Type 21 stationary seat option, to suit common UK housing sizes. A very widely specified and utilised seal type, highly suited to diverse duties, and capable of long service life.

Should you require a Type 10H seal assembly, please order a Type 10 seal and a Type 21 stationary as separate components.

VULCAN STANDARD SIZES

Imperial Shaft Size DØ	Size Code	D1	D3	L1	L2
0.375	0095	24.60	21.80	25.40	8.74
0.500	0127	27.79	23.50	25.40	8.74
0.625	0158	30.95	27.00	25.40	10.32
0.750	0191	34.15	30.70	25.40	10.32
0.875	0222	37.30	33.40	25.40	10.32
1.000	0254	40.50	43.20	25.40	10.32
1.125	0286	47.63	45.60	33.34	11.99
1.250	0317	50.80	47.40	33.34	11.99
1.375	0349	53.98	52.00	33.34	11.99
1.500	0381	57.15	55.60	33.34	11.99
1.625	0412	60.33	59.20	33.34	11.99
1.750	0444	63.50	65.10	40.48	11.99
1.875	0476	66.68	66.70	40.48	11.99
2.000	0508	69.85	73.30	40.48	13.50
2.125	0539	73.03	73.30	40.48	13.50
2.250	0571	76.20	78.60	40.48	13.50
2.375	0603	79.38	82.10	40.48	13.50
2.500	0635	82.55	84.60	40.48	13.50
2.625	0666	92.08	88.60	49.21	15.88
2.750	0698	95.25	90.00	49.21	15.88
2.875	0730	98.43	95.20	52.39	15.88
3.000	0762	101.60	102.70	52.39	15.88
3.125*	0794	111.15	104.00	55.56	19.88
3.250*	0825	114.30	104.00	55.56	19.88
3.375*	0857	117.48	108.00	55.56	19.88
3.500*	0889	120.65	112.00	55.56	19.88
3.625*	0921	123.83	114.00	58.74	19.88
3.750*	0953	127.00	119.00	58.74	19.88
3.875*	0984	130.20	121.00	61.91	19.88
4.000*	1016	133.35	124.00	61.91	19.88

All types, sizes and materials shown are part of Vulcan's Guaranteed Ex-Stock Range, unless marked with an asterisk*. However, most asterisked sizes are stocked in some, but not all, materials. And the asterisked materials in many sizes.

GUARANTEED STOCK MATERIALS AND FACE MATERIAL CODE					
Seal And Seat Assembly		Rotary Face		Stationary Face	
Face Reference Term	Code	Material	Code	Material	Code
SOFT	C	M106K Carbon	C	99% Ceramic	A
SOFT VS METAL	Q	M106K Carbon	C	304 Stainless Steel	Q
SOFT VS METAL	F	M106K Carbon	C	Ni-Resist*	F
SOFT VS HARD	D	M106K Carbon	C	VES2 RB SiC	S
HARD	E	M106K Carbon	C	Tungsten Carbide*	H
HARD	S	VES2 RB SiC	S	VES2 RB SiC	S
HARD 1st ALT	H	Tungsten Carbide*	H	Tungsten Carbide*	H
Guaranteed Stock Elastomers: Viton®, E.P. and Nitrile			Guaranteed Stock Metallurgy: 304SS		

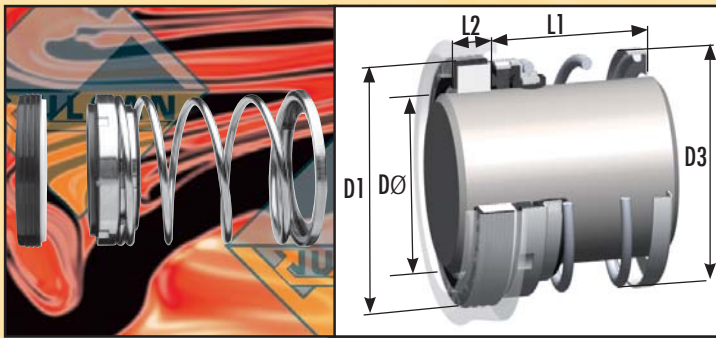
Suggested Operating Limits

Maximum Operating Pressure Limits primarily depend upon Face Materials, Shaft Size, Speed and Media. Please refer to the Seal Type Specific PV Chart, found at the front of this Brochure Section, in combination with the Vulcan Multiplying Factors found in Technical and Material Standards Section 2.

Please refer to the Technical and Material Standards Section for advice and information on our full range of materials, guaranteed stock policies and more advice on operating limits.



TYPES 11 / 22



Single spring, resilient, rubber diaphragm seal with two working length options, and a Type 11 boot mounted stationary as standard, to suit common originally American housing sizes. A widely utilised seal type, highly suited to general duties, capable of long service life. Also available with 'O'-Ring mounted seats, as Types 11J and 22J, Please refer over-leaf. In addition, Types 11/22 can be purchased as a seal only to be installed with any one of a variety of seats.

VULCAN STANDARD SIZES

Imperial Shaft Size DØ	Metric Shaft Size DØ	Size Code	D1		D3		TYPE 11 L1		TYPE 22 L1		L2	
			Imperial	Metric	Imperial	Metric	Imperial	Metric	Imperial	Metric	Imperial	Metric
0.500		0127	1.000	25.40	0.925	23.50	0.812	20.62	1.250	31.75	0.312	7.93
	14	0140	1.250	31.75	1.063	27.00	0.875	22.23	1.375	34.93	0.405	10.28
0.625		0158	1.250	31.75	1.063	27.00	0.875	22.23	1.375	34.93	0.405	10.28
	16	0160	1.250	31.75	1.063	27.00	0.875	22.23	1.375	34.93	0.405	10.28
	18	0180	1.375	34.93	1.209	30.70	0.875	22.23	1.375	34.93	0.405	10.28
0.750		0191	1.375	34.93	1.209	30.70	0.875	22.23	1.375	34.93	0.405	10.28
	20	0200	1.500	38.10	1.315	33.40	0.937	23.80	1.437	36.50	0.405	10.28
	22	0220	1.500	38.10	1.315	33.40	0.937	23.80	1.437	36.50	0.405	10.28
0.875		0222	1.500	38.10	1.315	33.40	0.937	23.80	1.437	36.50	0.405	10.28
	24	0240	1.625	41.28	1.543	39.20	1.000	25.40	1.625	41.28	0.437	11.10
	25	0250	1.625	41.28	1.543	39.20	1.000	25.40	1.625	41.28	0.437	11.10
1.000		0254	1.625	41.28	1.701	43.20	1.000	25.40	1.625	41.28	0.437	11.10
	28	0280	1.750	44.44	1.795	45.60	1.062	26.97	1.687	42.85	0.437	11.10
1.125		0286	1.750	44.44	1.795	45.60	1.062	26.97	1.687	42.85	0.437	11.10
	30	0300	1.875	47.63	1.866	47.40	1.062	26.97	1.687	42.85	0.437	11.10
1.250		0317	1.875	47.63	1.866	47.40	1.062	26.97	1.687	42.85	0.437	11.10
	32	0320	1.875	47.63	1.866	47.40	1.062	26.97	1.687	42.85	0.437	11.10
	33	0330	2.000	50.80	2.047	52.00	1.125	28.58	1.687	42.85	0.437	11.10
1.375		0349	2.000	50.80	2.047	52.00	1.125	28.58	1.687	42.85	0.437	11.10
	35	0350	2.000	50.80	2.071	52.00	1.125	28.58	1.687	42.85	0.437	11.10
	38	0380	2.125	53.98	2.189	55.60	1.125	28.58	1.687	42.85	0.437	11.10
1.500		0381	2.125	53.98	2.197	55.60	1.125	28.58	1.687	42.85	0.437	11.10
	40	0400	2.375	60.33	2.331	59.20	1.375	34.93	2.000	50.80	0.500	12.70
1.625		0412	2.375	60.33	2.331	59.20	1.375	34.93	2.000	50.80	0.500	12.70
	43	0430	2.500	63.50	2.563	65.10	1.375	34.93	2.000	50.80	0.500	12.70
1.750		0444	2.500	63.50	2.563	65.10	1.375	34.93	2.000	50.80	0.500	12.70
	45	0450	2.625	66.68	2.563	65.10	1.500	38.10	2.125	53.98	0.500	12.70
1.875		0476	2.625	66.68	2.626	66.70	1.500	38.10	2.125	53.98	0.500	12.70
	48	0480	2.750	69.85	2.626	66.70	1.500	38.10	2.125	53.98	0.500	12.70
	50	0500	2.750	69.85	2.795	71.00	1.500	38.10	2.125	53.98	0.500	12.70
2.000		0508	2.750	69.85	2.886	73.30	1.500	38.10	2.125	53.98	0.500	12.70
	53	0530	3.000	76.20	2.886	73.30	1.687	42.85	2.375	60.32	0.562	14.28
2.125		0539	3.000	76.20	2.886	73.30	1.687	42.85	2.375	60.32	0.562	14.28
	55	0550	3.125	79.38	3.094	78.60	1.687	42.85	2.375	60.32	0.562	14.28
2.250		0571	3.125	79.38	3.094	78.60	1.687	42.85	2.375	60.32	0.562	14.28
	60	0600	3.250	82.55	3.232	82.10	1.812	46.02	2.500	63.50	0.562	14.28
2.375		0603	3.250	82.55	3.232	82.10	1.812	46.02	2.500	63.50	0.562	14.28
2.500		0635	3.375	85.73	3.331	84.60	1.812	46.02	2.500	63.50	0.562	14.28
	65	0650	3.375	85.73	3.488	88.60	1.937	49.20	2.750	69.85	0.625	15.88
2.625		0666	3.375	85.73	3.488	88.60	1.937	49.20	2.750	69.85	0.625	15.88
2.750		0698	3.500	88.90	3.543	90.00	1.937	49.20	2.750	69.85	0.625	15.88
	70	0700	3.500	88.90	3.543	90.00	1.937	49.20	2.750	69.85	0.625	15.88
2.875		0730	3.750	95.25	3.748	95.20	2.062	52.37	2.875	73.03	0.625	15.88
	75	0750	3.875	98.43	4.043	102.70	2.062	52.37	2.875	73.03	0.625	15.88
3.000		0762	3.875	98.43	4.043	102.70	2.062	52.37	2.875	73.03	0.625	15.88
3.125		0794	4.000	101.60	4.094	104.00	2.187	55.55	3.125	79.37	0.783	19.88
3.250		0825	4.125	104.78	4.094	104.00	2.187	55.55	3.125	79.37	0.783	19.88
3.375		0857	4.250	107.95	4.252	108.00	2.187	55.55	3.125	79.37	0.783	19.88
3.500		0889	4.375	111.13	4.409	112.00	2.187	55.55	3.125	79.37	0.783	19.88
3.625*		0921	4.500	114.30	4.488	114.00	2.312	58.72	3.250	82.55	0.783	19.88
3.750		0953	4.625	117.48	4.685	119.00	2.312	58.72	3.250	82.55	0.783	19.88
3.875*		0984	4.750	120.65	4.764	121.00	2.312	58.72	3.375	85.72	0.783	19.88
4.000		1016	4.875	123.83	4.882	124.00	2.312	58.72	3.375	85.72	0.783	19.88

All types, sizes and materials shown are part of Vulcan's Guaranteed Ex-Stock Range, unless marked with an asterisk*. However, most asterisked sizes are stocked in some, but not all, materials. And the asterisked materials in many sizes.

Suggested Operating Limits

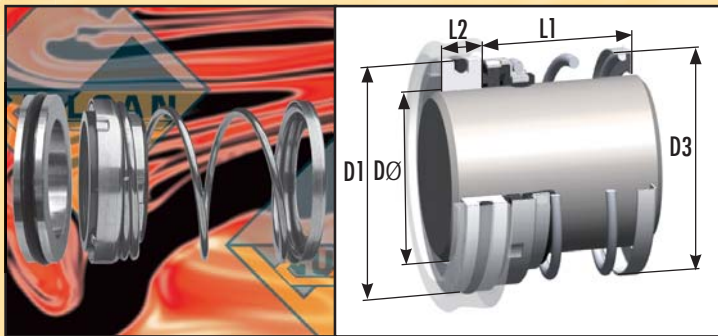
Maximum Operating Pressure Limits primarily depend upon Face Materials, Shaft Size, Speed and Media. Please refer to the Seal Type Specific PV Chart, found at the front of this Brochure Section, in combination with the Vulcan Multiplying Factors found in Technical and Material Standards Section 2.

GUARANTEED STOCK MATERIALS AND FACE MATERIAL CODE					
Seal And Seat Assembly		Rotary Face		Stationary Face	
Face Reference Term	Code	Material	Code	Material	Code
SOFT	C	M106K Carbon	C	99% Ceramic	A
SOFT VS HARD	D	M106K Carbon	C	VES2 RB SiC	S
HARD VS SOFT	G	VES2 RB SiC	S	99% Ceramic	A
HARD	S	VES2 RB SiC	S	VES2 RB SiC	S
HARD 1st ALT	H	Tungsten Carbide*	H	Tungsten Carbide*	H
Guaranteed Stock Elastomers: Viton®, E.P. and Nitrile			Guaranteed Stock Metallurgy: 304SS		

Please refer to the Technical and Material Standards Section for advice and information on our full range of materials, guaranteed stock policies and more advice on operating limits.



TYPE 11J



Single spring, resilient, rubber diaphragm seal featuring Type 11 rotary with an 'O'-Ring mounted Type 31 stationary option, to suit common originally American housing sizes. A very widely specified and utilised seal type, highly suited to most duties, and capable of long service life.

Should you require a Type 22J Seal assembly, please order a Type 22 Seal and a Type 31 stationary, as separate seal and seat components.

VULCAN STANDARD SIZES

Imperial Shaft Size DØ	Size Code	D1		D3		L1		L2	
		Imperial	Metric	Imperial	Metric	Imperial	Metric	Imperial	Metric
0.500	0127	1.000	25.40	0.898	22.80	0.812	20.62	0.312	7.93
0.625	0158	1.250	31.75	1.063	27.00	0.875	22.23	0.405	10.28
0.750	0191	1.375	34.93	1.197	30.40	0.875	22.23	0.405	10.28
0.875	0222	1.500	38.10	1.315	33.40	0.937	23.80	0.405	10.28
1.000	0254	1.625	41.28	1.547	39.30	1.000	25.40	0.437	11.10
1.125	0286	1.750	44.44	1.650	41.90	1.062	26.97	0.437	11.10
1.250	0317	1.875	47.63	1.787	45.40	1.062	26.97	0.437	11.10
1.375	0349	2.000	50.80	1.941	49.30	1.125	28.58	0.437	11.10
1.500	0381	2.125	53.98	2.067	52.50	1.125	28.58	0.437	11.10
1.625	0412	2.375	60.33	2.185	55.50	1.375	34.93	0.500	12.70
1.750	0444	2.500	63.50	2.402	61.00	1.375	34.93	0.500	12.70
1.875	0476	2.625	66.68	2.520	64.00	1.500	38.10	0.500	12.70
2.000	0508	2.750	69.85	2.587	65.70	1.500	38.10	0.500	12.70
2.125	0539	3.000	76.20	2.776	70.50	1.687	42.85	0.562	14.28
2.250	0571	3.125	79.38	3.150	80.00	1.687	42.85	0.562	14.28
2.375	0603	3.250	82.55	3.134	79.60	1.812	46.02	0.562	14.28
2.500	0635	3.375	85.73	3.209	81.50	1.812	46.02	0.562	14.28
2.625	0666	3.375	85.73	3.437	87.30	1.937	49.20	0.625	15.88
2.750	0698	3.500	88.90	3.543	90.00	1.937	49.20	0.625	15.88
3.000	0762	3.875	98.43	3.811	96.80	2.062	52.37	0.625	15.88
3.125*	0794	4.000	101.60	4.094	104.00	2.187	55.55	0.783	19.88
3.250*	0825	4.125	104.78	4.094	104.00	2.187	55.55	0.783	19.88
3.375*	0857	4.250	107.95	4.252	108.00	2.187	55.55	0.783	19.88
3.500*	0889	4.375	111.13	4.409	112.00	2.187	55.55	0.783	19.88
3.625*	0921	4.500	114.30	4.488	114.00	2.312	58.72	0.783	19.88
3.750*	0953	4.625	117.48	4.685	119.00	2.312	58.72	0.783	19.88
3.875*	0984	4.750	120.65	4.764	121.00	2.312	58.72	0.783	19.88
4.000*	1016	4.875	123.83	4.882	124.00	2.312	58.72	0.783	19.88

All types, sizes and materials shown are part of Vulcan's Guaranteed Ex-Stock Range, unless marked with an asterisk*. However, most asterisked sizes are stocked in some, but not all, materials. And the asterisked materials in many sizes.

GUARANTEED STOCK MATERIALS AND FACE MATERIAL CODE					
Seal And Seat Assembly		Rotary Face		Stationary Face	
Face Reference Term	Code	Material	Code	Material	Code
SOFT	C	M106K Carbon	C	99% Ceramic*	A
SOFT VS METAL	Q	M106K Carbon	C	304 Stainless Steel*	Q
SOFT VS METAL	F	M106K Carbon	C	Ni-Resist	F
SOFT VS HARD	D	M106K Carbon	C	VES2 RB SIC	S
HARD	E	M106K Carbon	C	Tungsten Carbide*	H
HARD	S	VES2 RB SIC	S	VES2 RB SIC	S
HARD 1st ALT	H	Tungsten Carbide*	H	Tungsten Carbide*	H
Guaranteed Stock Elastomers: Viton®, E.P. and Nitrile			Guaranteed Stock Metallurgy: 304SS		

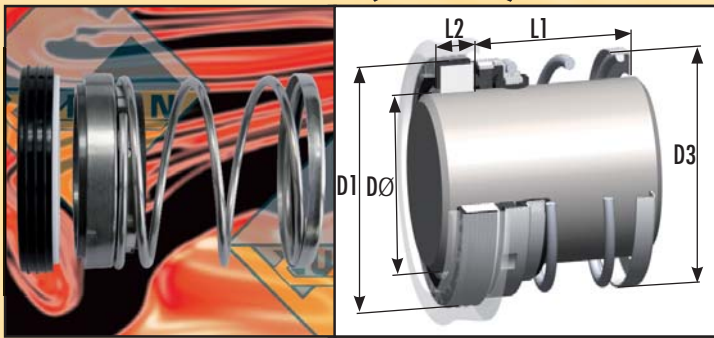
Suggested Operating Limits

Maximum Operating Pressure Limits primarily depend upon Face Materials, Shaft Size, Speed and Media. Please refer to the Seal Type Specific PV Chart, found at the front of this Brochure Section, in combination with the Vulcan Multiplying Factors found in Technical and Material Standards Section 2.

Please refer to the Technical and Material Standards Section for advice and information on our full range of materials, guaranteed stock policies and more advice on operating limits.



TYPE N11 (U11)



Single spring, rubber diaphragm seal, similar to Type 11, but with reduced O.D. (D3) to give full ANSI seal chamber compatibility. Also available as Types N11J or U11J with an 'O'-Ring mounted seat. Type N11; with resilient elastomer mounted face, is the preferred design supplied up to its design limit of 2.000" / 50 mm. Type U11 has a retainer lug driven face, as per our Type 24 design and is the preferred design, that is supplied in all sizes above 2.000" / 50 mm.

VULCAN STANDARD SIZES

Imperial Shaft Size DØ	Size Code	D1		D3		L1		L2	
		Imperial	Metric	Imperial	Metric	Imperial	Metric	Imperial	Metric
0.500	0127	1.000	25.40	0.898	22.80	0.812	20.62	0.312	7.93
0.625	0158	1.250	31.75	1.063	27.00	0.875	22.23	0.405	10.28
0.750	0191	1.375	34.93	1.197	30.40	0.875	22.23	0.405	10.28
0.875	0222	1.500	38.10	1.315	33.40	0.937	23.80	0.405	10.28
1.000	0254	1.625	41.28	1.547	39.30	1.000	25.40	0.437	11.10
1.125	0286	1.750	44.44	1.650	41.90	1.062	26.97	0.437	11.10
1.250	0317	1.875	47.63	1.787	45.40	1.062	26.97	0.437	11.10
1.375	0349	2.000	50.80	1.941	49.30	1.125	28.58	0.437	11.10
1.500	0381	2.125	53.98	2.067	52.50	1.125	28.58	0.437	11.10
1.625	0412	2.375	60.33	2.185	55.50	1.375	34.93	0.500	12.70
1.750	0444	2.500	63.50	2.402	61.00	1.375	34.93	0.500	12.70
1.875	0476	2.625	66.68	2.520	64.00	1.500	38.10	0.500	12.70
2.000	0508	2.750	69.85	2.587	65.70	1.500	38.10	0.500	12.70
2.125	0539	3.000	76.20	2.776	70.50	1.687	42.85	0.562	14.28
2.250	0571	3.125	79.38	3.150	80.00	1.687	42.85	0.562	14.28
2.375	0603	3.250	82.55	3.134	79.60	1.812	46.02	0.562	14.28
2.500	0635	3.375	85.73	3.209	81.50	1.812	46.02	0.562	14.28
2.625	0666	3.375	85.73	3.437	87.30	1.937	49.20	0.625	15.88
2.750	0698	3.500	88.90	3.543	90.00	1.937	49.20	0.625	15.88
3.000	0762	3.875	98.43	3.811	96.80	2.062	52.37	0.625	15.88
3.125	0794	4.000	101.60	4.094	104.00	2.187	55.55	0.783	19.88
3.250	0825	4.125	104.78	4.094	104.00	2.187	55.55	0.783	19.88
3.375	0857	4.250	107.95	4.252	108.00	2.187	55.55	0.783	19.88
3.500	0889	4.375	111.13	4.409	112.00	2.187	55.55	0.783	19.88
3.625*	0921	4.500	114.30	4.488	114.00	2.312	58.72	0.783	19.88
3.750	0953	4.625	117.48	4.685	119.00	2.312	58.72	0.783	19.88
3.875*	0984	4.750	120.65	4.764	121.00	2.312	58.72	0.783	19.88
4.000	1016	4.875	123.83	4.882	124.00	2.312	58.72	0.783	19.88

All types, sizes and materials shown are part of Vulcan's Guaranteed Ex-Stock Range, unless marked with an asterisk*. However, most asterisked sizes are stocked in some, but not all, materials. And the asterisked materials in many sizes.

Suggested Operating Limits

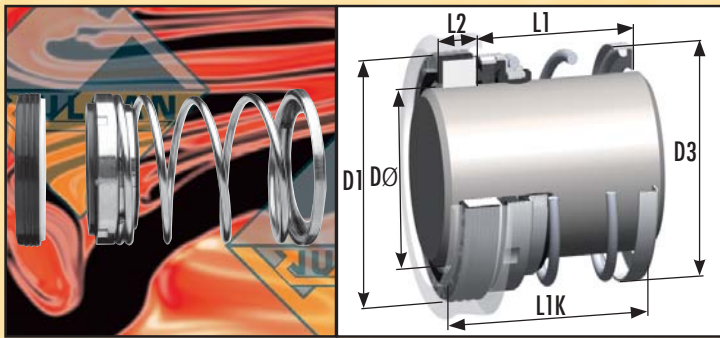
Maximum Operating Pressure Limits primarily depend upon Face Materials, Shaft Size, Speed and Media. Please refer to the Seal Type Specific PV Chart, found at the front of this Brochure Section, in combination with the Vulcan Multiplying Factors found in Technical and Material Standards Section 2.

GUARANTEED STOCK MATERIALS AND FACE MATERIAL CODE					
Seal And Seat Assembly		Rotary Face		Stationary Face	
Face Reference Term	Code	Material	Code	Material	Code
SOFT	C	M106K Carbon	C	99% Ceramic	A
SOFT VS HARD	D	M106K Carbon	C	VES2 RB SiC	S
HARD	S	VES2 RB SiC	S	VES2 RB SiC	S
HARD 1st ALT	H	Tungsten Carbide*	H	Tungsten Carbide*	H
Guaranteed Stock Elastomers: Viton®, E.P. and Nitrile			Guaranteed Stock Metallurgy: 304SS		

Please refer to the Technical and Material Standards Section for advice and information on our full range of materials, guaranteed stock policies and more advice on operating limits.



TYPE 24



Compact, single spring, rubber diaphragm seal specifically designed to comply with DIN 24960 (EN 12756) L1K-length dimensional requirements, for the complete seal and seat assembly. Available as standard with Type 24 boot-mounted stationary. For 'O'-Ring mounted versions, please see opposite page.

In addition, Type 24 is often purchased as a seal only to be installed with any one of a variety of seats.

VULCAN STANDARD SIZES

Metric Shaft Size DØ	Size Code	D1	D3	L1	L2	L1K
12	0120	23.00	21.70	23.90	8.60	32.50
14	0140	25.00	24.40	26.40	8.60	35.00
16	0160	27.00	27.00	26.40	8.60	35.00
18	0180	33.00	30.60	27.50	10.00	37.50
20	0200	35.00	33.40	27.50	10.00	37.50
22	0220	37.00	33.40	27.50	10.00	37.50
24	0240	39.00	37.80	30.00	10.00	40.00
25	0250	40.00	39.20	30.00	10.00	40.00
28	0280	43.00	42.10	32.50	10.00	42.50
30	0300	45.00	44.00	32.50	10.00	42.50
32	0320	48.00	45.60	32.50	10.00	42.50
33	0330	48.00	45.60	32.50	10.00	42.50
35	0350	50.00	49.30	32.50	10.00	42.50
38	0380	56.00	52.70	34.00	11.00	45.00
40	0400	58.00	55.70	34.00	11.00	45.00
43	0430	61.00	58.60	34.00	11.00	45.00
45	0450	63.00	61.00	34.00	11.00	45.00
48	0480	66.00	64.00	34.00	11.00	45.00
50	0500	70.00	66.10	34.50	13.00	47.50
53	0530	73.00	70.60	34.50	13.00	47.50
55	0550	75.00	70.60	34.50	13.00	47.50
58	0580	78.00	80.00	39.50	13.00	52.50
60	0600	80.00	80.00	39.50	13.00	52.50
63	0630	83.00	82.10	39.50	13.00	52.50
65	0650	85.00	85.00	39.50	13.00	52.50
68	0680	90.00	90.00	37.20	15.30	52.50
70	0700	92.00	90.00	44.70	15.30	60.00
75	0750	97.00	96.80	44.70	15.30	60.00
80	0800	105.00	104.00	44.30	15.70	60.00
85	0850	110.00	108.00	44.30	15.70	60.00
90	0900	115.00	111.00	49.30	15.70	65.00
95	0950	120.00	119.00	49.30	15.70	65.00
100	1000	125.00	124.00	49.30	15.70	65.00

All types, sizes and materials shown are part of Vulcan's Guaranteed Ex-Stock Range, unless marked with an asterisk*. However, the asterisked seal and / or seat face materials are stocked in many, but not all, sizes.

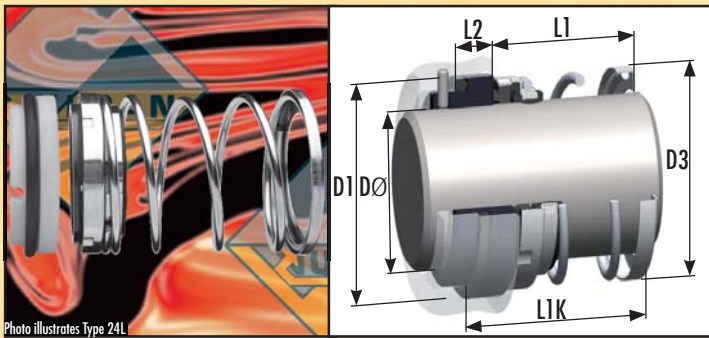
GUARANTEED STOCK MATERIALS AND FACE MATERIAL CODE					
Seal And Seat Assembly		Rotary Face		Stationary Face	
Face Reference Term	Code	Material	Code	Material	Code
SOFT	C	M106K Carbon	C	99% Ceramic	A
SOFT VS HARD	D	M106K Carbon	C	VES2 RB SiC	S
HARD VS SOFT	G	VES2 RB SiC	S	99% Ceramic	A
HARD	S	VES2 RB SiC	S	VES2 RB SiC	S
HARD 1st ALT	H	Tungsten Carbide*	H	Tungsten Carbide*	H
Guaranteed Stock Elastomers: Viton®, E.P. and Nitrile			Guaranteed Stock Metallurgy: 304SS		

Suggested Operating Limits

Maximum Operating Pressure Limits primarily depend upon Face Materials, Shaft Size, Speed and Media. Please refer to the Seal Type Specific PV Chart, found at the front of this Brochure Section, in combination with the Vulcan Multiplying Factors found in Technical and Material Standards Section 2.



TYPES 24L / 24S



Compact, single spring, rubber diaphragm seal specifically designed to comply with DIN 24960 (EN 12756) L1K-length dimensional requirements, for the complete seal and seat assembly. The Type 24 seal's highly proficient and accommodating design enables it to be widely utilised. Available as Type 24L with an 'O'-Ring mounted stationary with anti-rotation provision, or as Type 24S with a short 'O'-Ring mounted stationary.

VULCAN STANDARD SIZES

Metric Shaft Size DØ	Size Code	D1	D3	L1	L2	L1K	SLOT WIDTH 24L	SLOT DEPTH 24L
12	0120	23.00	21.70	23.90	8.60	32.50	4.00	5.00
14	0140	25.00	24.40	26.40	8.60	35.00	4.00	5.00
16	0160	27.00	27.00	26.40	8.60	35.00	4.00	5.00
18	0180	33.00	30.60	27.50	10.00	37.50	4.00	5.50
20	0200	35.00	33.40	27.50	10.00	37.50	4.00	5.50
22	0220	37.00	33.40	27.50	10.00	37.50	4.00	5.50
24	0240	39.00	37.80	30.00	10.00	40.00	4.00	5.50
25	0250	40.00	39.20	30.00	10.00	40.00	4.00	5.50
28	0280	43.00	42.10	32.50	10.00	42.50	4.00	5.50
30	0300	45.00	44.00	32.50	10.00	42.50	4.00	5.50
32	0320	48.00	45.60	32.50	10.00	42.50	4.00	5.50
33	0330	48.00	45.60	32.50	10.00	42.50	4.00	5.50
35	0350	50.00	49.30	32.50	10.00	42.50	4.00	5.50
38	0380	56.00	52.70	34.00	11.00	45.00	5.00	5.50
40	0400	58.00	55.70	34.00	11.00	45.00	5.00	5.50
43	0430	61.00	58.60	34.00	11.00	45.00	5.00	5.50
45	0450	63.00	61.00	34.00	11.00	45.00	5.00	5.50
48	0480	66.00	64.00	34.00	11.00	45.00	5.00	5.50
50	0500	70.00	66.10	34.50	13.00	47.50	5.00	5.50
53	0530	73.00	70.60	34.50	13.00	47.50	5.00	5.50
55	0550	75.00	70.60	34.50	13.00	47.50	5.00	5.50
58	0580	78.00	80.00	39.50	13.00	52.50	5.00	5.50
60	0600	80.00	80.00	39.50	13.00	52.50	5.00	5.50
63	0630	83.00	82.10	39.50	13.00	52.50	5.00	5.50
65	0650	85.00	85.00	39.50	13.00	52.50	5.00	5.50
68	0680	90.00	90.00	37.20	15.30	52.50	5.00	5.50
70	0700	92.00	90.00	44.70	15.30	60.00	5.00	5.50
75	0750	97.00	96.80	44.70	15.30	60.00	5.00	5.50
80	0800	105.00	104.00	44.30	15.70	60.00	5.00	5.50
85	0850	110.00	108.00	44.30	15.70	60.00	5.00	5.50
90	0900	115.00	111.00	49.30	15.70	65.00	5.00	5.50
95	0950	120.00	119.00	49.30	15.70	65.00	5.00	5.50
100	1000	125.00	124.00	49.30	15.70	65.00	5.00	5.50

All types, sizes and materials shown are part of Vulcan's Guaranteed Ex-Stock Range, unless marked with an asterisk*. However, the asterisked seal and / or seat face materials are stocked in many, but not all, sizes.

Suggested Operating Limits

Maximum Operating Pressure Limits primarily depend upon Face Materials, Shaft Size, Speed and Media. Please refer to the Seal Type Specific PV Chart, found at the front of this Brochure Section, in combination with the Vulcan Multiplying Factors found in Technical and Material Standards Section 2.

GUARANTEED STOCK MATERIALS AND FACE MATERIAL CODE					
Seal And Seat Assembly		Rotary Face		Stationary Face	
Face Reference Term	Code	Material	Code	Material	Code
SOFT	C	M106K Carbon	C	99% Ceramic	A
SOFT VS HARD	D	M106K Carbon	C	VES2 RB SiC	S
HARD VS SOFT	G	VES2 RB SiC	S	99% Ceramic	A
HARD	S	VES2 RB SiC	S	VES2 RB SiC	S
HARD 1st ALT	H	Tungsten Carbide*	H	Tungsten Carbide*	H
Guaranteed Stock Elastomers: Viton®, E.P. and Nitrile			Guaranteed Stock Metallurgy: 304SS		

Please refer to the Technical and Material Standards Section for advice and information on our full range of materials, guaranteed stock policies and more advice on operating limits.



Vulcan Parallel Spring Balanced Diaphragm Type Seals



INTRODUCTION

The A1 to A5 range are elastomeric bellows, bi-directional, parallel spring mechanical seals, offering superior design and performance compared to market alternatives. This has been achieved by superior face materials and innovative patented design features. As detailed on the next page.

APPLICATIONS

Suitable for pumps, mixers, compressors and other rotary equipment. Often utilised for a diverse range of applications including; water, petrochemical, chemical, food processing, refrigeration and other arduous duties.

STANDARD VULCAN® PARALLEL TYPES

Type A1

The A1 is a flexible seal, suitable for the narrower seal housing, due to the compact radial cross-sectional design and suiting common European seal housing standards. The Type A1 has a long working length and is fitted with a seal head retainer backing plate. The Type A1 is supplied as standard with a Type 20 boot mounted stationary.

Types A2 and A2H

The A2 Type coil fits over the seal head, reducing the overall working length, making this seal suitable for short gland depth applications, fitting to common European seal housing standards. Type A2H has a Type 21 'O'-Ring stationary as standard, whilst the Type A2 comes with a Type 20 boot mounted seat.

Types A4 and A4J

As per the Type A2 seal but designed to suit common American standard working length and housing dimensions. Type A4J has the Type 31 'O'-Ring mounted stationary as standard, whilst the Type A4 comes with a Type 11 boot mounted seat.

Types A5 and A5J

Spring profile as per the Type A1 seal but designed to suit common American standards and supplied without the seal head retainer backing plate, utilised on the Type A1. Type A5J has the Type 31 'O'-Ring mounted stationary as standard, whilst the Type A5 comes with a Type 11 boot mounted seat.

Section 6

6



VULCAN® DESIGN ADVANTAGES

MECHANICAL DRIVE

We refer to this family of Type A1 - A5 seals as the Ax range. The mechanical drive mechanism of the Ax range incorporates a patented design. This innovative solution eliminates the problem of seal failure, due to excessive wear by the thin metal drive components cutting a groove into the retainer, common to competitors' seals.



The drive area has been increased by over 250%, to greatly reduce the contact drive pressure and consequent wear. As a result, the drive ring does not cut nor groove into the seal head retainer. The unique seal head design also retains the drive ring by a locking mechanism. This results in security and ease of assembly, due to the unitised design of the entire seal head assembly.

BALANCED

The Vulcan Ax range seals are hydraulically balanced to a recognised industry standard, to reduce heat and friction at the seal interface. This allows for higher operating parameters to be achieved and prolongs seal life. Competitor's seals are not balanced throughout this range and therefore do not offer the full benefits of a balanced seal.

BELLOWS DISK

The Vulcan Ax seal family includes a bellows disk, as a standard design feature. This component provides radial support to the bellows, ensuring no bellows / shaft contact, which could result in seal wear and possible hang-up. This component is routinely omitted in the Crane® U.S.A. designs but is included on UK / European Type 1A and 2. Without the disk, the bellows ID's are very close to the shaft and can be problematic, due to bellows extrusion and shaft contact / stiction.

BELLOWS DESIGN

The flexible bellows compensates for primary seal face wear and machinery misalignment, such as shaft end float. The Vulcan Ax bellows contains an additional drive ring supporting lip, to ensure that the drive ring is held in a positive position, away from the bellows. This feature is not included in many alternative designs, which can result in possible bellows interference, affecting seal performance.

BASE PLATE RETAINING

Types A2 to A5 seal retain the base plates on the coil as standard, providing support during seal fitting.

SEAL FACE RETAINING

The Vulcan seal face is retained by inert grease and NOT glue. Some seal suppliers chose to utilise glue which can create a leakage path, and upon chemical attack, the glue can migrate into seal components and product.

SEAL TYPE	CRANE® EQUIVALENT
A1	1A (UK / EUROPEAN)
A2	TYPE 2 (UK / EUROPEAN)
A4	TYPE 2 (AMERICAN DIMENSIONS)
A5	TYPE 1 (AMERICAN DIMENSIONS)

VULCAN® TYPE A1 - A5 SEALS PV CHART


Please refer to the PV Chart shown on page 49.

SEAL FACE DRIVE

Vulcan's designs include improved seal face / retainer engagement. The seal face slot is designed to achieve a positive drive from the retainer crimps and to eliminate chipping of the face.

It can be demonstrated, from the seal comparison diagram below, that the Vulcan seal has a superior drive location area and doesn't drive at the weakest point, as per the standard competitors design; which will be prone to chipping and spinning leading to seal failure

VULCAN TYPE A4



COMMON COMPETITOR

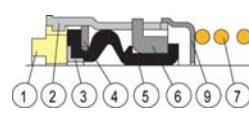


MECHANICAL FACE LOADING

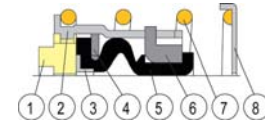
Face loading on the Vulcan Ax seal ranges has been designed to enhance seal life, whilst not affecting performance capabilities. The linear progressive, Vulcan design, utilises proven values within the seal industry, which will result in less heat generation, less power consumption, less wear and therefore, increased seal performance, capability and life. Common competitor designs have wide variances in face loading, between shaft sizes.

MATERIAL QUALITY AND RELIABILITY

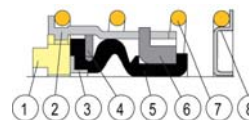
A wide selection of first-class face materials and elastomers are readily available as standard. These ensure excellent performance and have been verified through extensive testing.



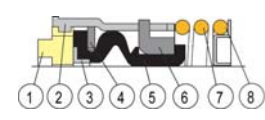
Type A1



Type A2



Type A4

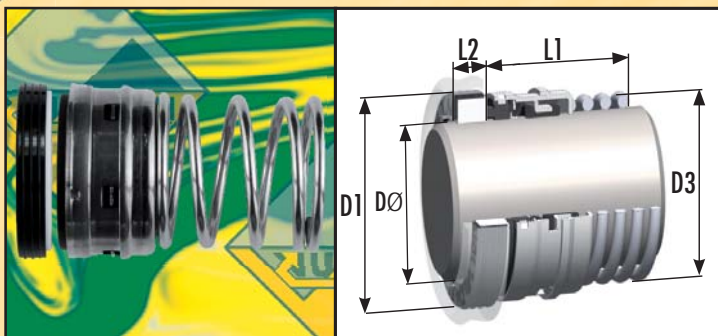


Type A5

NO	DESCRIPTION
1	FACE
2	RETAINER
3	BELLOWS DISK
4	PLATE
5	BELLOWS
6	DRIVE RING
7	COIL
8	BACKING PLATE
9	SLEEVE



TYPE A1



Robust, long working length, highly accommodating and reliable, rubber diaphragm balanced seal, which provides enhanced seal capability, performance and life. The Type A1 has a retainer backing plate, a narrow profile and a no spring base plate. Also now available for metric shafts.

Improved design features further enhance this popular seal. Available with a Type 20 boot-mounted seat as standard, suitable for originally common UK housing dimensions.

VULCAN STANDARD SIZES

Imperial Shaft Size DØ	Metric Shaft Size DØ	Size Code	D1	D3	L1	L2
	12*	0120	27.79	23.90	43.66	8.74
0.500		0127	27.79	23.90	43.66	8.74
	14*	0140	30.95	27.07	43.66	10.32
0.625		0158	30.95	27.07	43.66	10.32
	16	0160	30.95	27.07	43.66	10.32
	18*	0180	34.15	30.25	43.66	10.32
0.750		0191	34.15	30.25	43.66	10.32
	20*	0200	35.70	33.42	43.66	10.32
	22	0220	37.30	33.42	43.66	10.32
0.875		0222	37.30	33.42	43.66	10.32
	24*	0240	40.50	38.10	43.66	10.32
	25*	0250	40.50	38.10	43.66	10.32
1.000		0254	40.50	38.10	43.66	10.32
	28*	0280	47.63	41.28	60.33	11.99
1.125		0286	47.63	41.28	60.33	11.99
	30*	0300	50.80	46.00	60.33	11.99
1.250		0317	50.80	46.00	60.33	11.99
	32	0320	50.80	46.00	60.33	11.99
	33*	0330	53.98	48.68	60.33	11.99
1.375		0349	53.98	48.68	60.33	11.99
	35	0350	53.98	48.68	60.33	11.99
	38	0380	57.15	51.85	60.33	11.99
1.500		0381	57.15	51.85	60.33	11.99
	40*	0400	60.33	58.10	60.33	11.99
1.625		0412	60.33	58.10	60.33	11.99
	43*	0430	63.50	61.67	70.64	11.99
1.750		0444	63.50	61.67	70.64	11.99
	45*	0450	63.50	61.67	70.64	11.99
1.875		0476	66.68	64.84	70.64	11.99
	48*	0480	66.68	64.84	70.64	11.99
	50*	0500	69.85	68.01	70.64	13.50
2.000		0508	69.85	68.01	70.64	13.50
	53*	0530	73.03	72.02	70.64	13.50
2.125		0539	73.03	72.02	70.64	13.50
	55*	0550	76.20	75.30	70.64	13.50
2.250		0571	76.20	75.30	70.64	13.50
	60	0600	79.38	78.37	70.64	13.50
2.375		0603	79.38	78.37	70.64	13.50
	63*	0630	82.55	81.54	70.64	13.50
2.500		0635	82.55	81.54	70.64	13.50
	65*	0650	92.08	86.22	69.85	15.88
2.625		0666	92.08	86.22	69.85	15.88
2.750		0698	95.25	89.40	69.85	15.88
	70	0700	95.25	89.40	69.85	15.88
2.875		0730	98.43	92.57	73.03	15.88
	75*	0750	101.60	95.75	73.03	15.88
3.000		0762	101.60	95.75	73.03	15.88

All types, sizes and materials shown are part of Vulcan's Guaranteed Ex-Stock Range, unless marked with an asterisk*. However, most asterisked sizes are stocked in some, but not all, materials. And the asterisked materials in many sizes.

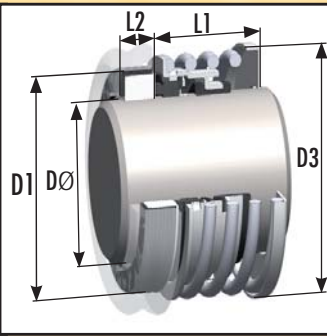
GUARANTEED STOCK MATERIALS AND FACE MATERIAL CODE					
Seal And Seat Assembly		Rotary Face		Stationary Face	
Face Reference Term	Code	Material	Code	Material	Code
SOFT	C	M106K Carbon	C	99% Ceramic	A
SOFT VS HARD	D	M106K Carbon	C	VES2 RB SiC	S
HARD VS SOFT	G	VES2 RB SiC	S	99% Ceramic	A
HARD	S	VES2 RB SiC	S	VES2 RB SiC	S
HARD 1st ALT	H	Tungsten Carbide*	H	Tungsten Carbide*	H
Guaranteed Stock Elastomers: Viton®, E.P. and Nitrile			Guaranteed Stock Metallurgy: 304SS		

Suggested Operating Limits

Maximum Operating Pressure Limits primarily depend upon Face Materials, Shaft Size, Speed and Media. Please refer to the Seal Type Specific PV Chart, found at the front of this Brochure Section, in combination with the Vulcan Multiplying Factors found in Technical and Material Standards Section 2.



TYPES A2 / A2H



Robust, short working length, highly accommodating and reliable, rubber diaphragm balanced seal, which provides enhanced seal capability, performance and life. The A2 Type coil fits over the seal head, reducing the overall working length, making this seal suitable for short gland depth applications. Improved design features further enhance this popular seal. Available with a Type 20 boot-mtd seat as standard Type A2, or with a Type 21 'O'-Ring mounted stationary as Type A2H, both types suitable for imperial dimensions.

VULCAN STANDARD SIZES

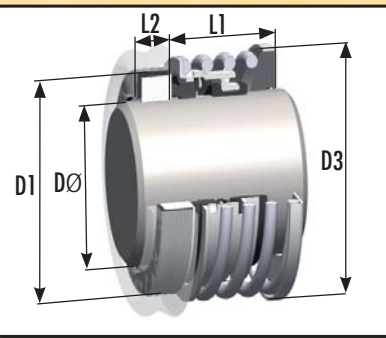
Imperial Shaft Size DØ	Metric Shaft Size DØ	Size Code	D1	D3	L1	L2
	12*	0120	27.79	30.20	25.40	8.74
0.500		0127	27.79	30.20	25.40	8.74
	13*	0130	27.79	30.20	25.40	8.74
	14*	0140	30.95	33.37	25.40	10.32
	15*	0150	30.95	33.37	25.40	10.32
0.625		0158	30.95	33.37	25.40	10.32
	16	0160	30.95	33.37	25.40	10.32
	18*	0180	34.15	36.55	25.40	10.32
0.750		0191	34.15	36.55	25.40	10.32
	20*	0200	35.70	39.72	25.40	10.32
	22	0220	37.30	39.72	25.40	10.32
0.875		0222	37.30	39.72	25.40	10.32
	24*	0240	40.50	44.30	25.40	10.32
	25*	0250	40.50	44.30	25.40	10.32
1.000		0254	40.50	44.30	25.40	10.32
	28*	0280	47.63	49.07	33.34	11.99
1.125		0286	47.63	49.07	33.34	11.99
	30*	0300	50.80	53.40	33.34	11.99
1.250		0317	50.80	53.40	33.34	11.99
	32	0320	50.80	53.40	33.34	11.99
	33*	0330	53.98	57.58	33.34	11.99
1.375		0349	53.98	57.58	33.34	11.99
	35	0350	53.98	57.58	33.34	11.99
	38	0380	57.15	60.75	33.34	11.99
1.500		0381	57.15	60.75	33.34	11.99
	40*	0400	60.33	67.40	33.34	11.99
1.625		0412	60.33	67.40	33.34	11.99
	43*	0430	63.50	71.97	40.48	11.99
1.750		0444	63.50	71.97	40.48	11.99
	45*	0450	63.50	71.97	40.48	11.99
1.875		0476	66.68	75.14	40.48	11.99
	48*	0480	66.68	75.14	40.48	11.99
	50*	0500	69.85	78.31	40.48	13.50
2.000		0508	69.85	78.31	40.48	13.50
	53*	0530	73.03	82.72	40.48	13.50
2.125		0539	73.03	82.72	40.48	13.50
	55*	0550	76.20	86.00	40.48	13.50
2.250		0571	76.20	86.00	40.48	13.50
	60	0600	79.38	89.00	40.48	13.50
2.375		0603	79.38	89.00	40.48	13.50
	63*	0630	82.55	92.24	40.48	13.50
2.500		0635	82.55	92.24	40.48	13.50
	65*	0650	92.08	97.92	49.21	15.88
2.625		0666	92.08	97.92	49.21	15.88
2.750		0698	95.25	101.10	49.21	15.88
	70	0700	95.25	101.60	49.21	15.88
2.875		0730	98.43	105.27	52.39	15.88
	75*	0750	101.60	108.45	52.39	15.88
3.000		0762	101.60	108.45	52.39	15.88

All types, sizes and materials shown are part of Vulcan's Guaranteed Ex-Stock Range, unless marked with an asterisk*. However, most asterisked sizes are stocked in some, but not all, materials. And the asterisked materials in many sizes.

TYPE A2					TYPE A2H						
GUARANTEED STOCK MATERIALS AND FACE MATERIAL CODE					GUARANTEED STOCK MATERIALS AND FACE MATERIAL CODE						
Seal And Seat Assembly	Rotary Face		Stationary Face		Seal And Seat Assembly	Rotary Face		Stationary Face			
Face Reference Term	Code	Material	Code	Material	Code	Material	Code	Material	Code		
SOFT	C	M106K Carbon	C	99% Ceramic	A	SOFT	C	M106K Carbon	C	99% Ceramic	A
SOFT VS METAL	X	Non-Standard: Please use alternative shown here or enquire				SOFT VS METAL	Q	M106K Carbon	C	304 Stainless Steel	Q
SOFT VS HARD	D	M106K Carbon	C	VES2 RB SiC	S	SOFT VS METAL	F	M106K Carbon	C	Ni-Resist*	F
HARD VS SOFT	G	VES2 RB SiC	S	99% Ceramic	A	SOFT VS HARD	D	M106K Carbon	C	VES2 RB SiC	S
SOFT VS 1ST ALT	X	Non-Standard: Please use alternative shown here or enquire				SOFT VS 1ST ALT	E	M106K Carbon	C	Tungsten Carbide*	H
HARD	S	VES2 RB SiC	S	VES2 RB SiC	S	HARD	S	VES2 RB SiC	S	VES2 RB SiC	S
HARD 1st ALT	H	Tungsten Carbide*	H	Tungsten Carbide*	H	HARD 1st ALT	H	Tungsten Carbide*	H	Tungsten Carbide*	H
Guaranteed Stock Elastomers: Viton®, E.P. and Nitrile					Guaranteed Stock Metallurgy: 304SS						



TYPES A4 / A4J



Robust, short working length, highly accommodating and reliable, rubber diaphragm balanced seal which provides enhanced seal capability, performance and life. Improved design features further enhance this popular seal.

Suitable for common originally American standard housing and working length dimensions. Available with a Type 11 boot-mounted seat as Type A4, or with a Type 31 'O'-Ring mounted stationary as Type A4J.

VULCAN STANDARD SIZES

Imperial Shaft Size DØ	Size Code	D1		D3		L1		L2	
		Imperial	Metric	Imperial	Metric	Imperial	Metric	Imperial	Metric
0.500	0127	1.000	25.40	1.187	30.14	0.813	20.64	0.312	7.93
0.625	0158	1.250	31.75	1.312	33.32	0.875	22.23	0.405	10.28
0.750	0191	1.375	34.93	1.438	36.52	0.875	22.23	0.405	10.28
0.875	0222	1.500	38.10	1.564	39.72	0.937	23.80	0.405	10.28
1.000	0254	1.625	41.28	1.783	45.30	1.000	25.40	0.437	11.10
1.125	0286	1.750	44.44	1.908	48.47	1.062	26.97	0.437	11.10
1.250	0317	1.875	47.63	2.079	52.80	1.062	26.97	0.437	11.10
1.375	0349	2.000	50.80	2.204	55.98	1.125	28.58	0.437	11.10
1.500	0381	2.125	53.98	2.329	59.15	1.125	28.58	0.437	11.10
1.625	0412	2.375	60.33	2.636	66.96	1.375	34.93	0.500	12.70
1.750	0444	2.500	63.50	2.761	70.12	1.375	34.93	0.500	12.70
1.875	0476	2.625	66.68	2.880	73.16	1.500	38.10	0.500	12.70
2.000	0508	2.750	69.85	3.011	76.48	1.500	38.10	0.500	12.70
2.125	0539	3.000	76.20	3.256	82.71	1.687	42.85	0.562	14.28
2.250	0571	3.125	79.38	3.381	85.89	1.687	42.85	0.562	14.28
2.375	0603	3.250	82.55	3.506	89.06	1.812	46.02	0.562	14.28
2.500	0635	3.375	85.73	3.631	92.24	1.812	46.02	0.562	14.28
2.625	0666	3.375	85.73	3.875	98.43	1.937	49.20	0.625	15.88
2.750	0698	3.500	88.90	4.000	101.60	1.937	49.20	0.625	15.88
2.875	0730	3.750	95.25	4.125	104.78	2.062	52.37	0.625	15.88
3.000	0762	3.875	98.43	4.250	107.95	2.062	52.37	0.625	15.88

All types, sizes and materials shown are part of Vulcan's Guaranteed Ex-Stock Range, unless marked with an asterisk*. However, the asterisked seal and / or seat face materials are stocked in many, but not all, sizes.

Suggested Operating Limits

Maximum Operating Pressure Limits primarily depend upon Face Materials, Shaft Size, Speed and Media. Please refer to the Seal Type Specific PV Chart, found at the front of this Brochure Section, in combination with the Vulcan Multiplying Factors found in Technical and Material Standards Section 2.

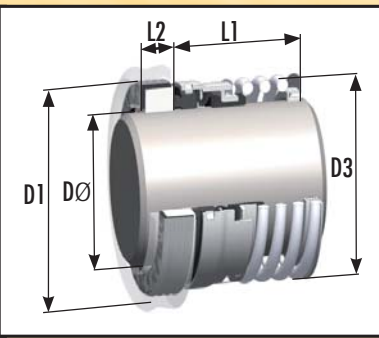
TYPE A4					
GUARANTEED STOCK MATERIALS AND FACE MATERIAL CODE					
Seal And Seat Assembly	Code	Rotary Face		Stationary Face	
		Material	Code	Material	Code
SOFT	C	M106K Carbon	C	99% Ceramic	A
SOFT VS METAL	X	Non-Standard: Please use alternative shown here or enquire			
SOFT VS HARD	D	M106K Carbon	C	VES2 RB SiC	S
HARD VS SOFT	G	VES2 RB SiC	S	99% Ceramic	A
SOFT VS 1ST ALT	X	Non-Standard: Please use alternative shown here or enquire			
HARD	S	VES2 RB SiC	S	VES2 RB SiC	S
HARD 1st ALT	H	Tungsten Carbide*	H	Tungsten Carbide*	H
Guaranteed Stock Elastomers: Viton®, E.P. and Nitrile		Guaranteed Stock Metallurgy: 304SS			

TYPE A4J					
GUARANTEED STOCK MATERIALS AND FACE MATERIAL CODE					
Seal And Seat Assembly	Code	Rotary Face		Stationary Face	
		Material	Code	Material	Code
SOFT	C	M106K Carbon	C	99% Ceramic*	A
SOFT VS METAL	Q	M106K Carbon	C	304 Stainless Steel*	Q
SOFT VS METAL	F	M106K Carbon	C	Ni-Resist*	F
SOFT VS HARD	D	M106K Carbon	C	VES2 RB SiC	S
SOFT VS 1ST ALT	E	M106K Carbon	C	Tungsten Carbide*	H
HARD	S	VES2 RB SiC	S	VES2 RB SiC	S
HARD 1st ALT	H	Tungsten Carbide*	H	Tungsten Carbide*	H
Guaranteed Stock Elastomers: Viton®, E.P. and Nitrile		Guaranteed Stock Metallurgy: 304SS			

Please refer to the Technical and Material Standards Section for advice and information on our full range of materials, guaranteed stock policies and more advice on operating limits.



TYPES A5 / A5J



Robust, long working length, highly accommodating and reliable, rubber diaphragm balanced seal which provides enhanced seal capability, performance and life. Improved design features enhance this popular seal. Suitable for common US standard housing and working length dimensions. Available with Type 11 boot-mounted seat as Type A5, or with Type 31 'O'-Ring mounted stationary as Type A5J.

VULCAN STANDARD SIZES

Imperial Shaft Size DØ	Size Code	D1		D3		L1		L2	
		Imperial	Metric	Imperial	Metric	Imperial	Metric	Imperial	Metric
0.500	0127	1.000	25.40	0.937	23.80	1.187	30.16	0.312	7.93
0.625	0158	1.250	31.75	1.093	27.76	1.312	33.32	0.405	10.28
0.750	0191	1.375	34.93	1.218	30.94	1.312	33.32	0.405	10.28
0.875	0222	1.500	38.10	1.343	34.11	1.375	34.93	0.405	10.28
1.000	0254	1.625	41.28	1.500	38.10	1.562	39.67	0.437	11.10
1.125	0286	1.750	44.44	1.625	41.28	1.625	41.28	0.437	11.10
1.250	0317	1.875	47.63	1.812	46.02	1.625	41.28	0.437	11.10
1.375	0349	2.000	50.80	1.917	48.68	1.687	42.85	0.437	11.10
1.500	0381	2.125	53.98	2.041	51.85	1.687	42.85	0.437	11.10
1.625	0412	2.375	60.33	2.287	58.10	2.000	50.80	0.500	12.70
1.750	0444	2.500	63.50	2.412	61.27	2.000	50.80	0.500	12.70
1.875	0476	2.625	66.68	2.537	64.44	2.125	53.98	0.500	12.70
2.000	0508	2.750	69.85	2.646	67.21	2.125	53.98	0.500	12.70
2.125	0539	3.000	76.20	2.835	72.02	2.375	60.33	0.562	14.28
2.250	0571	3.125	79.38	2.965	75.30	2.375	60.33	0.562	14.28
2.375	0603	3.250	82.55	3.083	78.30	2.500	63.50	0.562	14.28
2.500	0635	3.375	85.73	3.210	81.54	2.500	63.50	0.562	14.28
2.625	0666	3.375	85.73	3.394	86.22	2.750	69.85	0.625	15.88
2.750	0698	3.500	88.90	3.520	89.40	2.875	73.03	0.625	15.88
2.875	0730	3.750	95.25	3.644	92.57	2.875	73.03	0.625	15.88
3.000	0762	3.875	98.43	3.770	95.75	2.875	73.03	0.625	15.88

All types, sizes and materials shown are part of Vulcan's Guaranteed Ex-Stock Range, unless marked with an asterisk*. However, the asterisked seal and / or seat face materials are stocked in many, but not all, sizes.

Suggested Operating Limits

Maximum Operating Pressure Limits primarily depend upon Face Materials, Shaft Size, Speed and Media. Please refer to the Seal Type Specific PV Chart, found at the front of this Brochure Section, in combination with the Vulcan Multiplying Factors found in Technical and Material Standards Section 2.

TYPE A5					TYPE A5J						
GUARANTEED STOCK MATERIALS AND FACE MATERIAL CODE					GUARANTEED STOCK MATERIALS AND FACE MATERIAL CODE						
Seal And Seat Assembly	Rotary Face		Stationary Face		Seal And Seat Assembly	Rotary Face		Stationary Face			
Face Reference Term	Code	Material	Code	Material	Code	Material	Code	Material	Code		
SOFT	C	M106K Carbon	C	99% Ceramic	A	SOFT	C	M106K Carbon	C	99% Ceramic*	A
SOFT VS METAL	X	Non-Standard: Please use alternative shown here or enquire				SOFT VS METAL	Q	M106K Carbon	C	304 Stainless Steel*	Q
SOFT VS HARD	D	M106K Carbon	C	VES2 RB SiC	S	SOFT VS METAL	F	M106K Carbon	C	Ni-Resist	F
HARD VS SOFT	G	VES2 RB SiC	S	99% Ceramic	A	SOFT VS HARD	D	M106K Carbon	C	VES2 RB SiC	S
SOFT VS 1ST ALT	X	Non-Standard: Please use alternative shown here or enquire				SOFT VS 1ST ALT	E	M106K Carbon	C	Tungsten Carbide*	H
HARD	S	VES2 RB SiC	S	VES2 RB SiC	S	HARD	S	VES2 RB SiC	S	VES2 RB SiC	S
HARD 1st ALT	H	Tungsten Carbide*	H	Tungsten Carbide*	H	HARD 1st ALT	H	Tungsten Carbide*	H	Tungsten Carbide*	H
Guaranteed Stock Elastomers: Viton®, E.P. and Nitrile					Guaranteed Stock Metallurgy: 304SS						
Guaranteed Stock Elastomers: Viton®, E.P. and Nitrile					Guaranteed Stock Metallurgy: 304SS						

Please refer to the Technical and Material Standards Section for advice and information on our full range of materials, guaranteed stock policies and more advice on operating limits.



Vulcan Parallel Spring 'O'-Ring Mounted Seals



Section

7



INTRODUCTION

The Vulcan Type 95 to 98 Series (referred to below as the Type 9x range) mechanical seals are robust, general purpose, parallel spring, seals, to suit standard metric and imperial housing dimensions, that are commonly found mainly in the marine and textile industries. These are a direct replacement for John Crane®/Flexibox® Types R00, R10, R20 and R30 series, together with Pillar® US1, US2 and US3 series (CGU).




APPLICATIONS

The Type 9x seal ranges are mainly used in marine pump applications, but are designed to satisfy the sealing requirements of rotating shaft equipment for a wide variety of industrial applications, including; marine, textile, pulp and paper, refrigeration compressors, waste-water treatment etc.

STANDARD VULCAN® TYPES

Types 95, 96 and 97

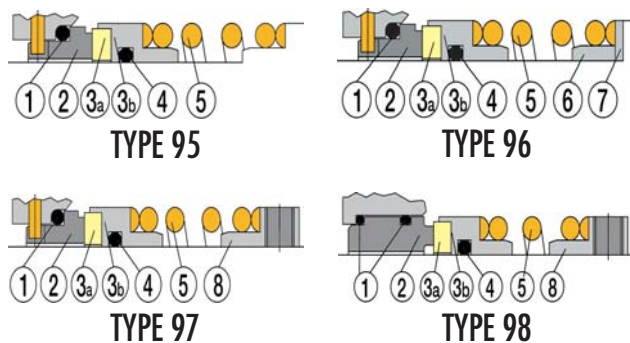
These are the standard series 9x range, supplied with either solid or inserted rotary face, in a wide variety of face and elastomer materials. All types provide a positive drive to the rotary face, by a heavy duty spring, which is supplied either with left or right-hand wound springs, depending on whether clockwise or anti-clockwise shaft direction. Three versions are available and vary only by the method of providing the drive to the rotary seal face.

-  Type 95 - Drives directly from shaft.
-  Type 96 - Consists of the Type 95 components with the addition of a split ring and washer for simple shaft abutment.
-  Type 97 - Consists of the Type 95 components with the addition of a grub screw drive collar.

Type 98

Heavy duty, single spring, pusher type seal, supplied with either solid or inserted rotary face, in a wide variety of face and elastomer materials. Seal is driven by a grub screw collar, similar to the Type 97. The Type 98 design is unique compared to Type 95, 96 and 97, as it designed to suit different housing sizes and is supplied with a double 'O'-Ring stationary seat, as standard.

STANDARD COMPONENTS



No	Description	4	Rotary 'O'-Ring
1	Stationary 'O'-Ring	5	Coil
2	Stationary Seat	6	Split Ring
3a	Rotary Face	7	Washer
3b	Seal Head Retainer	8	Drive Collar with Grub Screws

VULCAN® DESIGN ADVANTAGES

Face Material Options

All 9x Types are available from stock, with a wide range of face and stationary materials, including Tungsten Carbide, Silicon Carbide, Ceramic inserted rotary faces, Monolithic Stainless Steel rotary faces, and Carbon, Tungsten Carbide or Silicon Carbide stationaries.

The full range of stock materials are shown on each seal type page following.

Design

The Vulcan 9x seal ranges can either be supplied with solid rotary faces or inserted hard faces, with improved tracking capabilities to many competitors equivalents.

Seal face loading has been designed to ensure optimum seal performance and therefore prolong seal life.

Some main competitors seals do not have a linear progression of increasing spring force with shaft size nor optimum face closing forces.

Superior Face Combinations

As is evidenced from face material factors applied to the PV Chart below and from any Seal Technical literature. The competitor norms of Stainless Steel vs Carbon or Ceramic vs Carbon faces, as standard on their seals, have substantially lower capability, performance and life in comparison to Vulcans preferred face combination of Carbon vs Silicon Carbide.

This Carbon vs Reaction Bonded Silicon Carbide face combination is offered as the standard by Vulcan, at no extra price, to give the very best quality and performance.

Why compromise on quality or accept a higher price for the best seal face combination, for demanding, common marine and textile duties?

VULCAN® PARALLEL SPRING 'O'-RING MOUNTED TYPE SEALS PV CHART

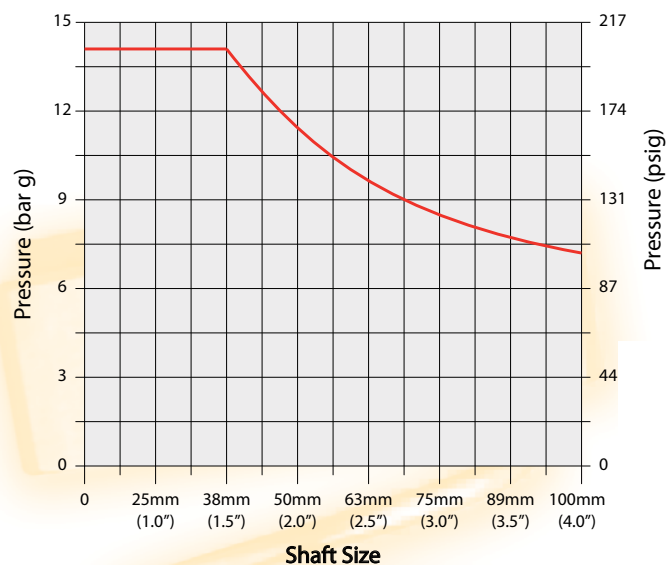
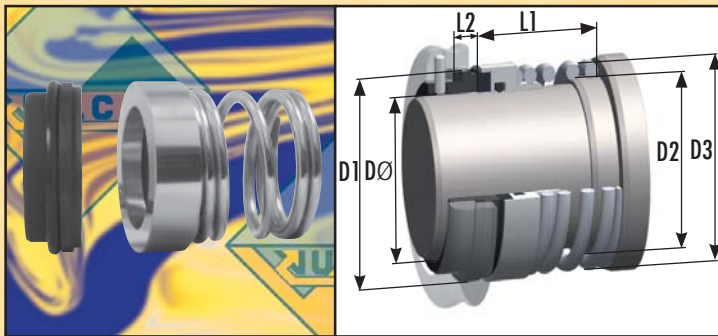


CHART BASED UPON: REACTION BONDED SILICON CARBIDE SEAL FACES VS CARBON

— 95, 96, 97 AND 98



TYPE 95



Robust, general purpose, unbalanced pusher-type, 'O'-Ring mounted seal, capable of many shaft-sealing duties. The Type 95 drives directly from the shaft, via a raised area of the shaft.

Available as standard with the Type 95 stationary, with anti-rotation provision and with either Monolithic Stainless Steel head, or with inserted Carbide faces, as per the Face Material Codes shown below.

VULCAN STANDARD SIZES

Imperial Shaft Size DØ	Metric Shaft Size DØ	Size Code	D1	D2	D3	L1	L2	SLOT WIDTH	SLOT DEPTH
0.625		0158	28.57	19.05	29.00	24.50	9.00	5.00	5.00
0.750		0191	31.75	22.23	32.50	24.50	9.00	5.00	5.00
	20	0200	33.32	24.00	34.50	27.50	9.00	5.00	5.00
0.875		0222	34.93	25.40	34.93	26.00	9.00	5.00	5.00
	25	0250	39.85	28.57	38.10	30.00	10.00	5.00	5.00
1.000		0254	39.85	28.57	38.10	30.00	10.00	5.00	5.00
	28	0280	43.05	31.75	42.60	31.50	10.00	5.00	5.00
1.125		0286	43.05	31.75	42.60	31.50	10.00	5.00	5.00
	30	0300	44.63	33.32	45.50	31.50	10.00	5.00	5.00
1.250		0317	46.32	34.92	46.20	34.50	10.00	5.00	5.00
	32	0320	46.32	34.92	46.20	34.50	10.00	5.00	5.00
1.375		0349	49.48	38.10	49.50	37.50	10.00	5.00	5.00
	35	0350	49.48	38.10	49.50	37.50	10.00	5.00	5.00
	38	0380	52.56	42.88	52.50	37.50	10.00	5.00	5.00
1.500		0381	52.56	42.88	52.50	37.50	10.00	5.00	5.00
	40	0400	54.25	44.45	55.00	37.50	10.00	5.00	5.00
1.625		0412	55.83	46.02	55.50	37.50	10.00	5.00	5.00
	42	0420	55.83	46.02	55.50	37.50	10.00	5.00	5.00
	44	0440	59.02	49.20	59.20	37.50	10.00	5.00	5.00
1.750		0444	59.02	49.20	59.20	37.50	10.00	5.00	5.00
	45	0450	59.02	49.20	59.20	37.50	10.00	5.00	5.00
1.875		0476	63.68	52.37	59.20	42.50	10.00	5.00	6.50
	50	0500	65.37	53.97	66.00	45.50	10.00	5.00	6.50
2.000		0508	66.85	55.57	66.68	45.50	10.00	5.00	6.50
2.125		0539	70.03	58.72	70.20	47.00	10.00	5.00	6.50
	55	0550	70.03	58.72	70.20	47.00	10.00	5.00	6.50
2.250		0571	73.20	61.90	73.02	47.00	10.00	5.00	6.50
	60	0600	76.38	65.07	77.00	50.50	10.00	5.00	6.50
2.375		0603	76.38	65.07	76.20	50.50	10.00	5.00	6.50
2.500		0635	79.56	68.28	79.38	50.50	10.00	5.00	6.50
	65	0650	81.23	69.85	82.00	53.50	10.00	5.00	6.50
2.625		0666	82.73	71.42	82.55	53.50	10.00	5.00	6.50
2.750		0698	85.90	74.60	86.20	53.50	10.00	5.00	6.50
	70	0700	85.90	74.60	86.20	53.50	10.00	5.00	6.50
2.875		0730	89.08	77.77	90.00	56.50	10.00	5.00	6.50
	75	0750	90.77	79.37	91.50	56.50	10.00	5.00	6.50
3.000		0762	95.43	80.97	95.25	63.00	10.00	5.00	6.50
	80	0800	100.29	85.73	99.50	63.00	10.00	5.00	6.50
3.250		0825	101.78	87.30	101.60	63.00	10.00	5.00	6.50
	85	0850	104.77	89.40	105.50	63.00	10.00	5.00	6.50
3.375		0857	105.59	89.40	104.85	63.00	10.00	5.00	6.50
3.500		0889	108.13	93.67	107.95	63.00	10.00	5.00	6.50
	90	0900	109.82	95.25	110.50	68.00	10.00	5.00	6.50
	95	0950	114.30	100.00	115.50	68.00	10.00	5.00	6.50
	100	1000	119.33	104.77	120.00	68.00	10.00	5.00	6.50
4.000		1016	124.00	107.95	124.50	72.50	10.00	5.00	6.50
	120	1200	142.87	126.00	144.00	78.90	10.00	5.00	6.50

All types, sizes and materials shown are part of Vulcan's Guaranteed Ex-Stock Range, unless marked with an asterisk*. However, the asterisked seal and / or seat face materials are stocked in many, but not all, sizes.

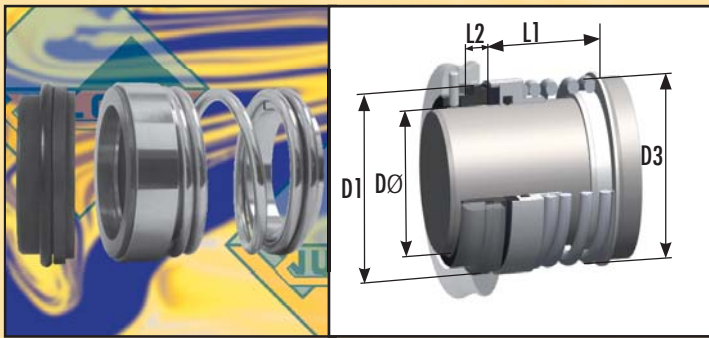
GUARANTEED STOCK MATERIALS AND FACE MATERIAL CODE					
Seal And Seat Assembly		Rotary Face		Stationary Face	
Face Reference Term	Code	Material	Code	Material	Code
SOFT	P	304 Stainless Steel	P	M106K Carbon	P
SOFT VS HARD	T	VES2 RB SiC	S	M106K Carbon	P
HARD VS SOFT	U	Tungsten Carbide*	H	M106K Carbon	P
HARD	S	VES2 RB SiC	S	VES2 RB SiC	S
HARD	I	VES2 RB SiC	S	Tungsten Carbide*	H
HARD	J	Tungsten Carbide*	H	VES2 RB SiC	S
HARD 1st ALT	H	Tungsten Carbide*	H	Tungsten Carbide*	H
Guaranteed Stock Elastomers: Viton®, E.P. and Nitrile			Guaranteed Stock Metallurgy: 304SS		

Suggested Operating Limits

Maximum Operating Pressure Limits primarily depend upon Face Materials, Shaft Size, Speed and Media. Please refer to the Seal Type Specific PV Chart, found at the front of this Brochure Section, in combination with the Vulcan Multiplying Factors found in Technical and Material Standards Section 2.



TYPE 96



Robust, general purpose, unbalanced pusher-type, 'O'-Ring mounted seal, capable of many shaft-sealing duties. The Type 96 drives from the shaft via a split ring, inserted in the coil tail.

Available as standard with the Type 95 stationary, with anti-rotation provision and with either monolithic stainless steel head, or with inserted carbide faces, as per the Face Material Codes shown below.

VULCAN STANDARD SIZES

Imperial Shaft Size DØ	Metric Shaft Size DØ	Size Code	D1	D3	L1	L2	SLOT WIDTH	SLOT DEPTH
0.625		0158	28.57	29.00	26.00	9.00	5.00	5.00
0.750		0191	31.75	32.50	26.00	9.00	5.00	5.00
	20	0200	33.32	34.50	29.00	9.00	5.00	5.00
0.875		0222	34.93	34.93	27.50	9.00	5.00	5.00
	25	0250	39.85	38.10	31.50	10.00	5.00	5.00
1.000		0254	39.85	38.10	31.50	10.00	5.00	5.00
	28	0280	43.05	42.60	33.00	10.00	5.00	5.00
1.125		0286	43.05	42.60	33.00	10.00	5.00	5.00
	30	0300	44.63	45.50	33.00	10.00	5.00	5.00
1.250		0317	46.32	46.20	36.00	10.00	5.00	5.00
	32	0320	46.32	46.20	36.00	10.00	5.00	5.00
1.375		0349	49.48	49.50	39.00	10.00	5.00	5.00
	35	0350	49.48	49.50	39.00	10.00	5.00	5.00
	38	0380	52.56	52.50	39.00	10.00	5.00	5.00
1.500		0381	52.56	52.50	39.00	10.00	5.00	5.00
	40	0400	54.25	55.00	39.00	10.00	5.00	5.00
1.625		0412	55.83	55.50	39.00	10.00	5.00	5.00
1.750		0444	59.02	59.20	39.00	10.00	5.00	5.00
	45	0450	59.02	59.20	39.00	10.00	5.00	5.00
1.875		0476	63.68	59.20	44.00	10.00	5.00	6.50
	50	0500	65.37	66.00	47.00	10.00	5.00	6.50
2.000		0508	66.85	66.68	47.00	10.00	5.00	6.50
2.125		0539	70.03	70.20	48.50	10.00	5.00	6.50
	55	0550	70.03	70.20	48.50	10.00	5.00	6.50
2.250		0571	73.20	73.02	48.50	10.00	5.00	6.50
	60	0600	76.38	77.00	52.00	10.00	5.00	6.50
2.375		0603	76.38	76.20	52.00	10.00	5.00	6.50
2.500		0635	79.56	79.38	52.00	10.00	5.00	6.50
	65	0650	81.23	82.00	55.00	10.00	5.00	6.50
2.625		0666	82.73	82.55	55.00	10.00	5.00	6.50
2.750		0698	85.90	86.20	55.00	10.00	5.00	6.50
	70	0700	85.90	86.20	55.00	10.00	5.00	6.50
2.875		0730	89.08	90.00	60.00	10.00	5.00	6.50
	75	0750	90.77	91.50	60.00	10.00	5.00	6.50
3.000		0762	95.43	95.25	66.00	10.00	5.00	6.50
	80	0800	100.29	99.50	66.00	10.00	5.00	6.50
3.250		0825	101.78	101.60	66.00	10.00	5.00	6.50
	85	0850	104.77	105.50	66.00	10.00	5.00	6.50
3.500		0889	108.13	107.95	66.00	10.00	5.00	6.50
	90	0900	109.82	110.50	71.00	10.00	5.00	6.50
	95	0950	114.30	115.50	71.00	10.00	5.00	6.50
	100	1000	119.33	120.00	71.00	10.00	5.00	6.50
4.000		1016	124.00	124.50	75.50	10.00	5.00	6.50

All types, sizes and materials shown are part of Vulcan's Guaranteed Ex-Stock Range, unless marked with an asterisk*. However, the asterisked seal and / or seat face materials are stocked in many, but not all, sizes.

Suggested Operating Limits

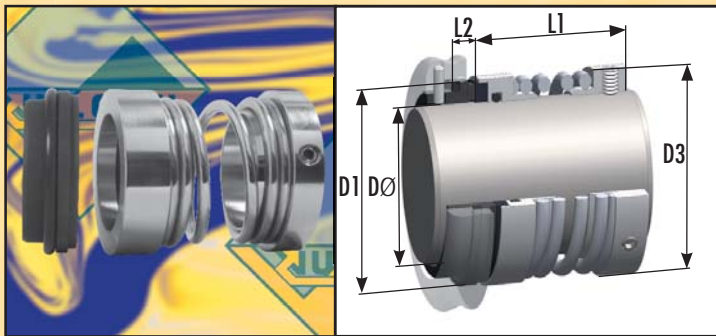
Maximum Operating Pressure Limits primarily depend upon Face Materials, Shaft Size, Speed and Media. Please refer to the Seal Type Specific PV Chart, found at the front of this Brochure Section, in combination with the Vulcan Multiplying Factors found in Technical and Material Standards Section 2.

GUARANTEED STOCK MATERIALS AND FACE MATERIAL CODE					
Seal and Seat Assembly		Rotary Face		Stationary Face	
Face Reference Term	Code	Material	Code	Material	Code
SOFT	P	304 Stainless Steel	P	M106K Carbon	P
SOFT VS HARD	T	VES2 RB SiC	S	M106K Carbon	P
HARD VS SOFT	U	Tungsten Carbide*	H	M106K Carbon	P
HARD	S	VES2 RB SiC	S	VES2 RB SiC	S
HARD	I	VES2 RB SiC	S	Tungsten Carbide*	H
HARD	J	Tungsten Carbide*	H	VES2 RB SiC	S
HARD 1st ALT	H	Tungsten Carbide*	H	Tungsten Carbide*	H
Guaranteed Stock Elastomers: Viton®, E.P. and Nitrile			Guaranteed Stock Metallurgy: 304SS		

Please refer to the Technical and Material Standards Section for advice and information on our full range of materials, guaranteed stock policies and more advice on operating limits.



TYPE 97



Robust, general purpose, unbalanced pusher-type 'O'-Ring mounted seal capable of many shaft-sealing duties. The Type 97 drives from the shaft, via the drive collar with grub screws, inserted in the spring coil tail.

Available as standard with the Type 95 stationary, with anti-rotation provision and with either Monolithic Stainless Steel head, or with inserted Carbide faces, as per the Face Material Codes shown below.

VULCAN STANDARD SIZES

Imperial Shaft Size DØ	Metric Shaft Size DØ	Size Code	D1	D3	L1	L2	SLOT WIDTH	SLOT DEPTH
0.625		0158	28.57	29.00	32.50	9.00	5.00	5.00
0.750		0191	31.75	32.50	32.50	9.00	5.00	5.00
	20	0200	33.32	34.50	35.50	9.00	5.00	5.00
0.875		0222	34.93	34.93	35.50	9.00	5.00	5.00
	25	0250	39.85	38.10	39.00	10.00	5.00	5.00
1.000		0254	39.85	38.10	39.00	10.00	5.00	5.00
	28	0280	43.05	42.60	41.00	10.00	5.00	5.00
1.125		0286	43.05	42.60	41.00	10.00	5.00	5.00
	30	0300	44.63	45.50	41.00	10.00	5.00	5.00
1.250		0317	46.32	46.20	44.00	10.00	5.00	5.00
	32	0320	46.32	46.20	44.00	10.00	5.00	5.00
1.375		0349	49.48	49.50	47.00	10.00	5.00	5.00
	35	0350	49.48	49.50	47.00	10.00	5.00	5.00
	38	0380	52.56	52.50	47.00	10.00	5.00	5.00
1.500		0381	52.56	52.50	47.00	10.00	5.00	5.00
	40	0400	54.25	55.00	47.00	10.00	5.00	5.00
1.625		0412	55.83	55.50	47.00	10.00	5.00	5.00
	42	0420	55.83	55.50	47.00	10.00	5.00	5.00
1.750		0444	59.02	59.20	47.00	10.00	5.00	5.00
	45	0450	59.02	59.20	47.00	10.00	5.00	5.00
1.875		0476	63.68	59.20	55.00	10.00	5.00	6.50
	50	0500	65.37	66.00	58.50	10.00	5.00	6.50
2.000		0508	66.85	66.68	58.50	10.00	5.00	6.50
2.125		0539	70.03	70.20	60.00	10.00	5.00	6.50
	55	0550	70.03	70.20	60.00	10.00	5.00	6.50
2.250		0571	73.20	73.02	60.00	10.00	5.00	6.50
	60	0600	76.38	77.00	63.00	10.00	5.00	6.50
2.375		0603	76.38	76.20	63.00	10.00	5.00	6.50
2.500		0635	79.56	79.38	63.00	10.00	5.00	6.50
	65	0650	81.23	82.00	66.00	10.00	5.00	6.50
2.625		0666	82.73	82.55	66.00	10.00	5.00	6.50
2.750		0698	85.90	86.20	66.00	10.00	5.00	6.50
	70	0700	85.90	86.20	66.00	10.00	5.00	6.50
2.875		0730	89.08	90.00	71.00	10.00	5.00	6.50
	75	0750	90.77	91.50	71.00	10.00	5.00	6.50
3.000		0762	95.43	95.25	77.50	10.00	5.00	6.50
	80	0800	100.29	99.50	77.50	10.00	5.00	6.50
3.250		0825	101.78	101.60	77.50	10.00	5.00	6.50
	85	0850	104.77	105.50	77.50	10.00	5.00	6.50
3.500		0889	108.13	107.95	77.50	10.00	5.00	6.50
	90	0900	109.82	110.50	82.00	10.00	5.00	6.50
	95	0950	114.30	115.50	82.00	10.00	5.00	6.50
	100	1000	119.33	120.00	82.00	10.00	5.00	6.50
4.000		1016	124.00	124.50	88.50	10.00	5.00	6.50
	115	1150	136.52	137.50	88.50	10.00	5.00	6.50
	120	1200	142.87	144.00	95.00	10.00	5.00	6.50

All types, sizes and materials shown are part of Vulcan's Guaranteed Ex-Stock Range, unless marked with an asterisk*. However, the asterisked seal and / or seat face materials are stocked in many, but not all, sizes.

GUARANTEED STOCK MATERIALS AND FACE MATERIAL CODE					
Seal And Seat Assembly		Rotary Face		Stationary Face	
Face Reference Term	Code	Material	Code	Material	Code
SOFT	P	304 Stainless Steel	P	M106K Carbon	P
SOFT VS HARD	T	VES2 RB SiC	S	M106K Carbon	P
HARD VS SOFT	U	Tungsten Carbide*	H	M106K Carbon	P
HARD	S	VES2 RB SiC	S	VES2 RB SiC	S
HARD	I	VES2 RB SiC	S	Tungsten Carbide*	H
HARD	J	Tungsten Carbide*	H	VES2 RB SiC	S
HARD 1st ALT	H	Tungsten Carbide*	H	Tungsten Carbide*	H
Guaranteed Stock Elastomers: Viton®, E.P. and Nitrile			Guaranteed Stock Metallurgy: 304SS		

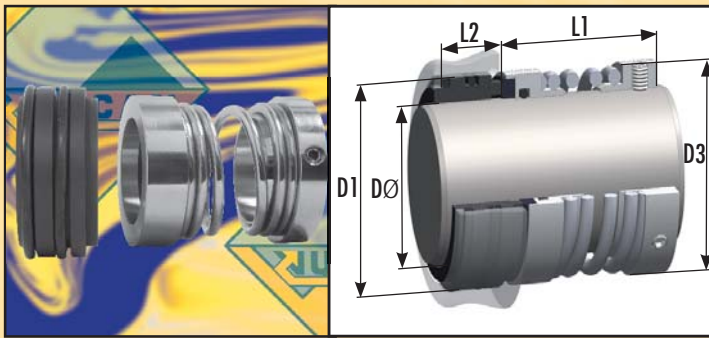
Suggested Operating Limits

Maximum Operating Pressure Limits primarily depend upon Face Materials, Shaft Size, Speed and Media. Please refer to the Seal Type Specific PV Chart, found at the front of this Brochure Section, in combination with the Vulcan Multiplying Factors found in Technical and Material Standards Section 2.

Please refer to the Technical and Material Standards Section for advice and information on our full range of materials, guaranteed stock policies and more advice on operating limits.



TYPE 98



Robust, general purpose, unbalanced pusher-type, 'O'-Ring mounted seal, very similar to the Type 97, but with a double elastomeric Type 98 'O'-Ring mounted stationary and dimensions to suit common Asian marine pump dimensions.

The Type 98 drives from the shaft, via the drive collar with grub screws, inserted in the spring coil end.

VULCAN STANDARD SIZES

Metric Shaft Size DØ	Size Code	D1	D3	L1	L2
20	0200	37.00	34.50	38.00	23.00
22	0220	39.00	34.93	38.00	23.00
25	0250	40.00	38.10	38.00	23.00
28	0280	44.00	42.00	40.00	23.00
30	0300	47.00	43.50	40.00	24.00
32	0320	48.00	47.00	40.00	24.00
35	0350	51.00	50.00	40.00	24.00
38	0380	54.00	53.00	45.00	24.00
40	0400	57.00	55.00	45.00	24.00
42	0420	60.50	55.50	50.00	24.00
45	0450	61.00	60.00	50.00	24.00
48	0480	64.00	62.00	55.00	24.00
50	0500	67.00	66.00	55.00	24.00
52	0520	70.00	68.00	58.00	24.00
55	0550	73.00	71.00	58.00	24.00
58	0580	76.00	74.00	58.00	24.00
60	0600	80.00	77.00	60.00	26.00
62	0620	83.00	78.00	60.00	26.00
65	0650	86.00	82.00	62.00	26.00
68	0680	89.00	84.00	62.00	26.00
70	0700	89.00	87.00	65.00	26.00
75*	0750	95.00	91.50	65.00	26.00
80*	0800	99.00	99.50	70.00	26.00
85*	0850	105.00	105.50	70.00	26.00
90*	0900	111.00	110.50	70.00	26.00
95*	0950	114.00	115.50	75.00	26.00
100*	1000	118.00	120.00	75.00	26.00
105*	1050	132.00	128.00	75.00	28.00
110*	1100	137.00	133.00	80.00	28.00
115*	1150	140.00	137.50	80.00	28.00
120*	1200	147.00	144.00	85.00	28.00
125*	1250	150.00	149.00	85.00	28.00
130*	1300	156.00	154.00	85.00	28.00

All types, sizes and materials shown are part of Vulcan's Guaranteed Ex-Stock Range, unless marked with an asterisk*. However, most asterisked sizes are stocked in some, but not all, materials. And the asterisked materials in many sizes.

Suggested Operating Limits

Maximum Operating Pressure Limits primarily depend upon Face Materials, Shaft Size, Speed and Media. Please refer to the Seal Type Specific PV Chart, found at the front of this Brochure Section, in combination with the Vulcan Multiplying Factors found in Technical and Material Standards Section 2.

GUARANTEED STOCK MATERIALS AND FACE MATERIAL CODE					
Seal and Seat Assembly		Rotary Face		Stationary Face	
Face Reference Term	Code	Material	Code	Material	Code
SOFT	P	304 Stainless Steel	P	M106K Carbon	P
SOFT VS HARD	T	VES2 RB SiC	S	M106K Carbon	P
HARD VS SOFT	U	Tungsten Carbide*	H	M106K Carbon	P
HARD	S	VES2 RB SiC	S	VES2 RB SiC	S
HARD	I	VES2 RB SiC	S	Tungsten Carbide*	H
HARD	J	Tungsten Carbide*	H	VES2 RB SiC	S
HARD 1st ALT	H	Tungsten Carbide*	H	Tungsten Carbide*	H
Guaranteed Stock Elastomers: Viton®, E.P. and Nitrile			Guaranteed Stock Metallurgy: 304SS		

Please refer to the Technical and Material Standards Section for advice and information on our full range of materials, guaranteed stock policies and more advice on operating limits.



Vulcan Multiple Spring Seals



Section 8



16XX SERIES INTRODUCTION

Vulcan's Types 1609 / 1645 / 1659 series range of Multi-Spring Seals are commonly specified for arduous applications, such as corrosive process fluids or demanding operating parameters. The standard designs are available with a chemically resistant P.T.F.E. wedge component, which is spring loaded to force the flexible angular lip of the wedge into tight contact with the shaft. The same spring force impacts a sufficient load to the rotary face to create a suitable seal interface with a varied choice of standard stationary seats, most commonly our Type 25 "V" Seat. Balanced stepped-shaft face designs are also available for higher duty applications. 'O'-Ring variants, of both balanced and non-balanced Types, are available as standard. All the seal faces and wedges interchange with most common competitor designs, by fitting into their retainers.

APPLICATIONS

The seals in this range are ideally suited for corrosive duties and are commonly utilised in chemical industries, due to the inertness and sealing nature of the wedge design. These seals are also very suitable for a wide spectrum of application conditions. Their operating suitability range is enhanced by the 'O'-Ring alternative design and the wide range of available elastomers.

STANDARD VULCAN® 16XX TYPES

1609 Series

Standard multi-spring, grub screwed seal, available in a wide variety of face and secondary seal, materials and designs.

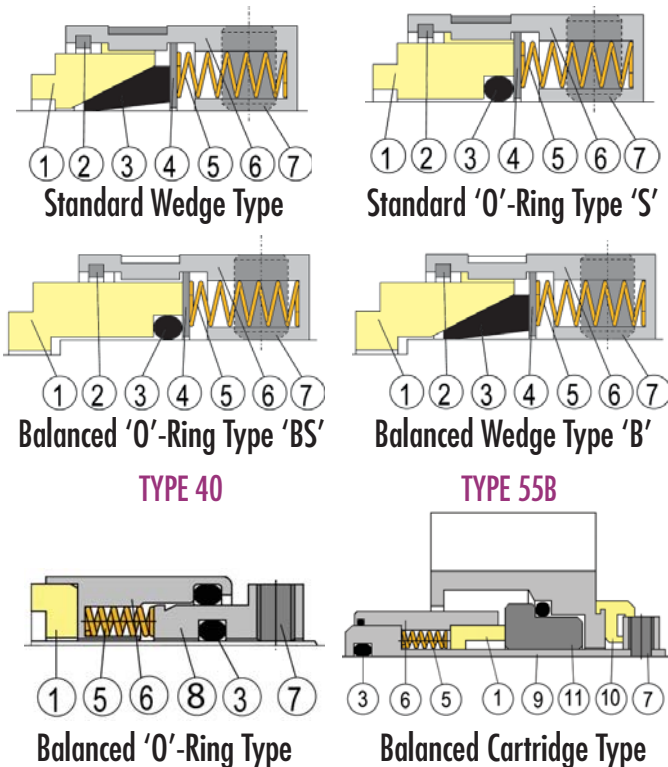
1659 Series

As above, but compact design complies to DIN24960 (EN12756) and ISO 3069 standards.

1645 Series

Thin profiled, multi-spring, grub screw mounted seal, conforming to ANSI B 73 for American standard equipment.

STANDARD COMPONENTS: 16XX SERIES



No	Description	4	Plate
1	Face	5	Coils
2	Girdlip	6	Retainer
3	Wedge/'O'-Ring	7	Grub Screws
8	Inner Barrel	9	Sleeve
10	P.T.F.E. Spacer	11	Seat

VULCAN® DESIGN ADVANTAGES; 16XX SERIES

Materials

Grade FH8225 Triple Phenolic Resin Impregnated Carbon has been adopted by Vulcan, as our standard for this range, in order to offer direct face material equivalence, as well as the ability to swap faces into our most common competitors seals. 316 Stainless Steel is standard throughout all metal components, improving chemical resistance capabilities. Please refer to our data-sheets for all seal material alternatives, such as Carbide seal faces and 'O'-Ring material options.

Improved Design

These Vulcan 1609 / 1645 / 1659 series are superior performance seals, specifically designed to incorporate a number of improvements, compared to the original seal designs and other direct copies.

No awkward setting pieces - Our designs have eliminated the setting clips, making the seals easier and more reliable to fit.

Improved face loading values - Vulcan's proven face loading designs are superior to competitor designs with higher loading values, which are detrimental to seal performance and life.

Reliability

These are proven, very effective designs, highly utilised in many applications. They give extremely reliable performance, based upon Vulcan's design improvements and the quality materials utilised.

VULCAN® TYPE 40

Vulcan Type 40 is an internally balanced, multiple-spring internal seal of advanced robust design and proficient performance. Versatile and economical, the Type 40 can be supplied with a wide range of elastomers, face materials and be installed with a variety of seats.

VULCAN® TYPE 55B

The Vulcan Type 55B is designed to conveniently replace and upgrade, unbalanced component seals or Gland Packings with a multiple-spring, balanced cartridge seal assembly. With pressure balanced seal faces, anti dlogging and spring protecting features, the Type 55B offers improved seal performance, capability and life, combined with economical cost and ease of fitting.

VULCAN® MULTIPLE SPRING TYPE SEALS PV CHART

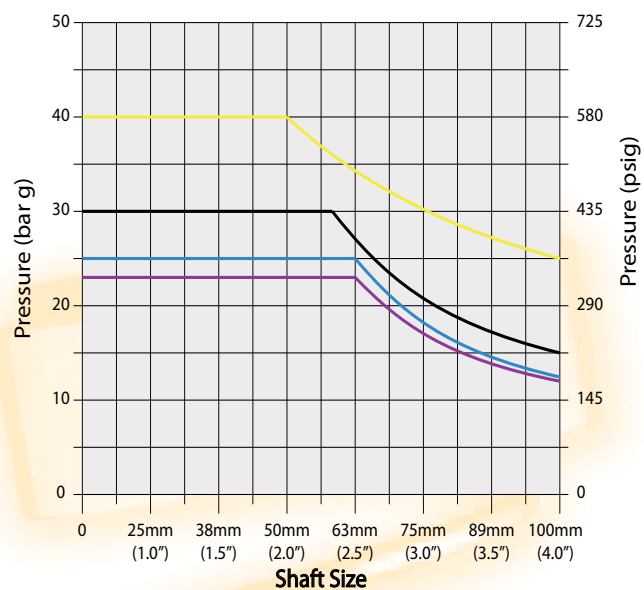


CHART BASED UPON: CARBON VS REACTION BONDED SILICON CARBIDE SEAL FACES

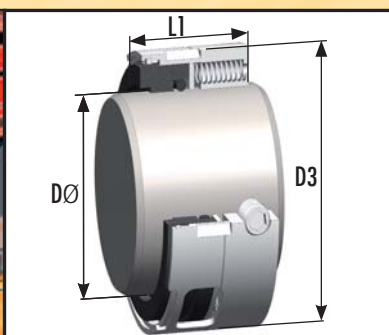
16XX, 16XXS	16XXB, 16XXBS
40	55B



TYPE 1609 / 1609S / 1609B* / 1609BS*



Photo illustrates Type 1609S



Multiple Spring seal with a highly effective design, commonly used in chemical and petrochemical duties. Frequently fitted along with the Type 25 clamped stationary. Type 1609 incorporates a P.T.F.E. Wedge secondary seal, Type 1609S is an 'O'-Ring mounted design. P.T.F.E. Back-Up Ring is recommended to be specified for higher pressure 'O'-Ring applications. Types 1609B and 1609BS are designed for stepped shafts. The stock size code is always set by the shaft size under the seal body.

VULCAN STANDARD SIZES

Imperial Shaft Size DØ	Metric Shaft Size DØ	Seal / Assembly Stock Code	Seat Size Fitted (1609B/BS Only)	D3		TYPE 1609/S L1		TYPE 1609B/BS L1	
				Imperial	Metric	Imperial	Metric	Imperial	Metric
0.625		0158	0127	1.209	30.70	0.750	19.05	1.062	26.97
0.750		0191	0158	1.366	34.70	0.875	22.23	1.187	30.14
	20	0200	N/a	1.406	35.70	0.937	23.81	N/a	N/a
	22	0220	N/a	1.457	37.00	0.937	23.81	N/a	N/a
0.875		0222	0191	1.496	38.00	0.937	23.81	1.250	31.75
	24	0240	N/a	1.563	39.70	1.000	25.40	N/a	N/a
	25	0250	N/a	1.614	41.00	1.000	25.40	N/a	N/a
1.000		0254	0222	1.614	41.00	1.000	25.40	1.313	33.34
	28	0280	N/a	1.752	44.50	1.059	26.90	N/a	N/a
1.125		0286	0254	1.732	44.00	1.059	26.90	1.375	34.93
	30	0300	N/a	1.870	47.50	1.059	26.90	N/a	N/a
1.250		0317	0286	1.929	49.00	1.059	26.90	1.375	34.93
	32	0320	N/a	1.996	50.70	1.125	28.58	N/a	N/a
1.375		0349	0286	2.047	52.00	1.125	28.58	1.437	36.50
	35	0350	N/a	2.047	52.00	1.125	28.58	N/a	N/a
	38	0380	N/a	2.189	55.60	1.125	28.58	N/a	N/a
1.500		0381	0317	2.189	55.60	1.125	28.58	1.437	36.50
	40	0400	N/a	2.358	59.90	1.375	34.93	N/a	N/a
1.625		0412	0349	2.402	61.00	1.375	34.93	1.750	44.45
1.750		0444	0381	2.531	64.30	1.375	34.93	1.750	44.45
	45	0450	N/a	2.555	64.90	1.375	34.93	N/a	N/a
1.875		0476	0412	2.563	65.10	1.375	34.93	1.750	44.45
	48	0480	N/a	2.563	65.10	1.375	34.93	N/a	N/a
	50	0500	N/a	2.751	69.90	1.375	34.93	N/a	N/a
2.000		0508	0444	2.783	70.70	1.375	34.93	1.750	44.45
2.125		0539	0476	3.031	77.00	1.687	42.86	2.063	52.39
	55	0550	N/a	3.078	78.20	1.687	42.86	N/a	N/a
2.250		0571	0508	3.154	80.10	1.687	42.86	2.063	52.39
	60	0600	N/a	3.272	83.10	1.687	42.86	N/a	N/a
2.375		0603	0539	3.272	83.10	1.687	42.86	2.063	52.39
2.500		0635	0571	3.409	86.60	1.687	42.86	2.063	52.39
	65	0650	N/a	3.461	87.90	1.687	42.86	N/a	N/a
2.625		0666	0603	3.528	89.60	1.687	42.86	2.063	52.39
2.750		0698	0635	3.654	92.80	1.687	42.86	2.063	52.39
	70	0700	N/a	3.654	92.80	1.687	42.86	N/a	N/a
2.875		0730	0666	3.776	95.90	1.687	42.86	2.063	52.39
	75	0750	N/a	3.787	96.20	1.687	42.86	N/a	N/a
3.000		0762	0698	3.846	97.70	1.687	42.86	2.063	52.39
3.125*		0794	0730	3.965	100.70	1.687	42.86	2.063	52.39
	80*	0800	N/a	3.984	101.20	1.687	42.86	N/a	N/a
3.250*		0825	0762	4.154	105.50	1.687	42.86	2.063	52.39
	85*	0850	N/a	4.240	107.70	1.687	42.86	N/a	N/a
3.375*		0857	0794	4.280	108.70	1.687	42.86	2.063	52.39
3.500*		0889	0825	4.409	112.00	1.687	42.86	2.063	52.39
	90*	0900	N/a	4.441	112.80	1.687	42.86	N/a	N/a
3.625*		0921	0857	4.528	115.00	1.687	42.86	2.063	52.39
	95*	0950	N/a	4.634	117.70	1.687	42.86	N/a	N/a
3.750*		0953	0889	4.654	118.20	1.687	42.86	2.063	52.39
3.875*		0984	0921	4.776	121.30	1.687	42.86	2.063	52.39
	100*	1000	N/a	4.831	122.70	1.687	42.86	N/a	N/a
4.000*		1016	0953	4.906	124.60	1.687	42.86	2.063	52.39

All types, sizes and materials shown are part of Vulcan's Guaranteed Ex-Stock Range, unless marked with an asterisk*. However, most asterisked sizes are stocked in some, but not all, materials. And the asterisked materials in some sizes.

GUARANTEED STOCK MATERIALS AND FACE MATERIAL CODE					
Seal And Seat Assembly		Rotary Face		Stationary Face	
Face Reference Term	Code	Material	Code	Material	Code
SOFT	IB	Carbon FH82Z5	IB	99% Ceramic	A
SOFT VS HARD	IS	Carbon FH82Z5	IB	VES2 RB SiC	S
HARD VS SOFT	SG	WNV2 SiNSiC Carbide	R	99% Ceramic	A
HARD	SS	WNV2 SiNSiC Carbide	R	VES2 RB SiC	S
HARD 1st ALT	H	Tungsten Carbide*	H	Tungsten Carbide*	H
Guaranteed Stock Elastomers: P.T.F.E. Wedge, Viton®, E.P. and Nitrile			Guaranteed Stock Metallurgy: 316SS		

Suggested Operating Limits

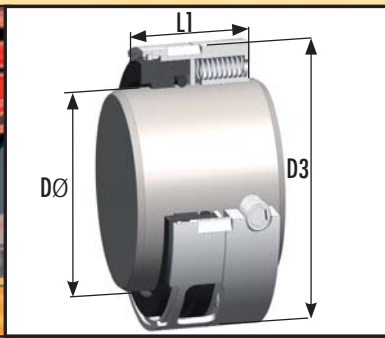
Maximum Operating Pressure Limits primarily depend upon Face Materials, Shaft Size, Speed and Media. Please refer to the Seal Type Specific PV Chart, found at the front of this Brochure Section, in combination with the Vulcan Multiplying Factors found in Technical and Material Standards Section 2.



TYPE 1645 / 1645S / 1645B* / 1645BS*



Photo illustrates Type 1645B



Narrow profile, multiple spring seal, designed for the common American ANSI B73-1974 centrifugal pump standard. Frequently fitted with Type 23 P.T.F.E. boot stationary. Type 1645 utilises a P.T.F.E. Wedge secondary seal, Type 1645S is 'O'-Ring mounted design, Types 1645B and 1645BS are balanced designs for stepped-shafts. P.T.F.E. Back-Up Ring is recommended for higher pressure 'O'-Ring applications. The stock size code is always set by the shaft size under the seal body.

VULCAN STANDARD SIZES

Imperial Shaft Size DØ	Seal / Assembly Stock Code	Seat Size Fitted (1645B/BS Only)	D3		TYPE 1645/S L1		TYPE 1645B/BS L1	
			Imperial	Metric	Imperial	Metric	Imperial	Metric
0.500	0127	N/a	0.937	23.80	0.937	23.80	N/a	N/a
0.625	0158	N/a	1.063	27.00	0.937	23.80	N/a	N/a
0.750	0191	0158	1.189	30.20	0.937	23.80	1.250	31.75
0.875	0222	0191	1.315	33.40	0.937	23.80	1.250	31.75
1.000	0254	0222	1.437	36.50	1.000	25.40	1.312	33.32
1.125	0286	0254	1.563	39.70	1.000	25.40	1.375	34.93
1.250	0317	0286	1.689	42.90	1.000	25.40	1.375	34.93
1.375	0349	0286	1.941	49.30	1.375	34.93	1.685	42.80
1.500	0381	0317	1.941	49.30	1.125	28.58	1.437	36.50
1.625	0412	0349	2.260	57.40	1.157	29.40	1.594	40.50
1.750	0444	0381	2.315	58.80	1.375	34.93	1.750	44.45
1.875	0476	0412	2.500	63.50	1.375	34.93	1.750	44.45
2.000	0508	0444	2.626	66.70	1.375	34.93	1.750	44.45
2.125	0539	0476	2.815	71.50	1.687	42.86	2.063	52.39
2.250	0571	0508	2.846	72.30	1.375	34.93	1.749	44.43
2.375	0603	0539	3.008	76.40	1.687	42.86	2.063	52.39
2.500	0635	0571	3.126	79.40	1.375	34.93	1.749	44.43
2.625	0666	0603	3.252	82.60	1.687	42.86	2.063	52.39
2.750	0698	0635	3.374	85.70	1.687	42.86	2.063	52.39
2.875	0730	0666	3.500	88.90	1.687	42.86	2.063	52.39
3.000	0762	0698	3.626	92.10	1.687	42.86	2.063	52.39
3.125*	0794*	0730	3.752	95.30	1.687	42.86	2.063	52.39
3.250*	0826*	0762	3.874	98.40	1.687	42.86	2.063	52.39
3.375*	0857*	0793	4.000	101.60	1.687	42.86	2.063	52.39
3.500*	0889*	0825	4.126	104.80	1.687	42.86	2.063	52.39
3.625*	0921*	0857	4.252	108.00	1.687	42.86	2.063	52.39
3.750*	0953*	0889	4.374	111.10	1.687	42.86	2.063	52.39
3.875*	0984*	0921	4.500	114.30	1.687	42.86	2.063	52.39
4.000*	1016*	0952	4.626	117.50	1.687	42.86	2.063	52.39

All types, sizes and materials shown are part of Vulcan's Guaranteed Ex-Stock Range, unless marked with an asterisk*. However, most asterisked sizes are stocked in some, but not all, materials. And the asterisked materials in some sizes.

Suggested Operating Limits

Maximum Operating Pressure Limits primarily depend upon Face Materials, Shaft Size, Speed and Media. Please refer to the Seal Type Specific PV Chart, found at the front of this Brochure Section, in combination with the Vulcan Multiplying Factors found in Technical and Material Standards Section 2.

GUARANTEED STOCK MATERIALS AND FACE MATERIAL CODE					
Seal And Seat Assembly		Rotary Face		Stationary Face	
Face Reference Term	Code	Material	Code	Material	Code
SOFT	IB	Carbon FH82Z5	IB	99% Ceramic	A
SOFT VS HARD	IS	Carbon FH82Z5	IB	VES2 RB SiC	S
HARD VS SOFT	SG	WNV2 SINSiC Carbide	R	99% Ceramic	A
HARD	SS	WNV2 SINSiC Carbide	R	VES2 RB SiC	S
HARD 1st ALT	H	Tungsten Carbide*	H	Tungsten Carbide*	H
Guaranteed Stock Elastomers: P.T.F.E. Wedge, Viton®, E.P. and Nitrile			Guaranteed Stock Metallurgy: 316SS		

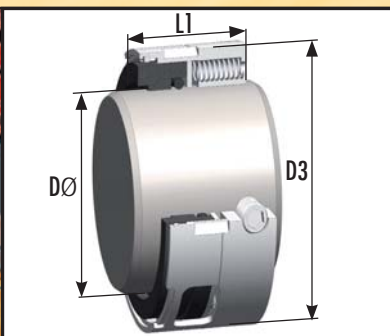
Please refer to the Technical and Material Standards Section for advice and information on our full range of materials, guaranteed stock policies and more advice on operating limits.



TYPE 1659 / 1659S / 1659B* / 1659BS*



Photo illustrates Type 1659



Narrow profile, metric shaft, multiple spring seal with a highly efficient design. These seals are frequently fitted with Type 24 DIN Long 'O'-Ring stationaries, see the opposite page. Type 1659 incorporates a P.T.F.E. Wedge secondary seal, Type 1659S is an 'O'-Ring mounted design. Types 1659B and 1659BS are balanced designs for stepped-shafts. P.T.F.E. Back-Up Ring is recommended for higher pressure 'O'-Ring applications. The stock size code is always set by the shaft size under the seal body.

VULCAN STANDARD SIZES

Metric Shaft Size DØ	Seal / Assembly Stock Code	Seat Size Fitted (1659B/BS Only)	D3	TYPE 1659/S L1	TYPE 1659B/BS L1
16	0160	N/a	26.00	23.00	N/a
18	0180	0140	32.00	24.00	30.50
20	0200	0160	34.50	24.00	30.50
22	0220	0180	36.50	24.00	31.50
24	0240	0200	38.60	26.70	31.50
25	0250	N/a	40.00	27.00	N/a
28	0280	0240	43.00	30.00	34.50
30	0300	0250	45.00	30.50	34.50
32	0320	N/a	47.10	30.50	N/a
33	0330	0280	48.20	30.50	37.50
35	0350	0300	50.00	30.50	38.00
38	0380	0330	54.00	32.00	38.00
40	0400	0350	56.00	32.00	38.00
43	0430	0380	59.00	32.00	39.50
45	0450	0400	61.00	32.00	39.50
48	0480	0430	64.20	32.00	39.50
50	0500	0450	66.30	34.00	39.50
53	0530	0480	69.70	34.00	39.50
55	0550	0500	70.80	34.00	44.00
58	0580	0530	78.00	39.00	44.00
60	0600	0550	80.10	39.00	44.00
63	0630	0580	85.20	39.00	49.00
65	0650	0600	85.20	39.00	49.00
68	0680	0630	87.80	39.00	49.00
70	0700	0650	90.00	45.50	49.00
75*	0750	0700	95.00	45.50	55.50
80*	0800	0750	104.10	45.00	55.50
85*	0850	0800	109.30	45.00	55.00
90*	0900	0850	114.00	50.00	60.00
95*	0950	0900	119.20	50.00	60.00
100*	1000	0950	124.10	50.00	60.00

All types, sizes and materials shown are part of Vulcan's Guaranteed Ex-Stock Range, unless marked with an asterisk*. However, most asterisked sizes are stocked in some, but not all, materials. And the asterisked materials in some sizes.

GUARANTEED STOCK MATERIALS AND FACE MATERIAL CODE					
Seal Only Assembly		Rotary Face		Stationary Face	
Face Reference Term	Code	Material	Code	Material	Code
SOFT	IB	Carbon FH82Z5	IB	N/a	X
HARD	R	WNV2 SINSIC Carbide	R	N/a	X
HARD 1st ALT	H	Tungsten Carbide*	H	N/a	X
Guaranteed Stock Elastomers: P.T.F.E. Wedge, Viton®, E.P. and Nitrile			Guaranteed Stock Metallurgy: 316SS		

Suggested Operating Limits

Maximum Operating Pressure Limits primarily depend upon Face Materials, Shaft Size, Speed and Media. Please refer to the Seal Type Specific PV Chart, found at the front of this Brochure Section, in combination with the Vulcan Multiplying Factors found in Technical and Material Standards Section 2.



TYPES 1659L / 1659SL / 1659BSL *

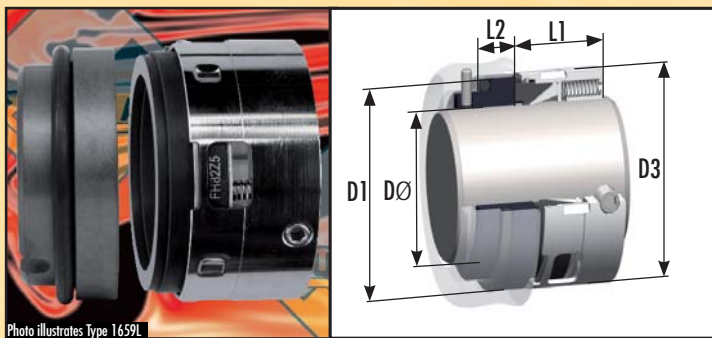


Photo illustrates Type 1659L

Narrow profile, multiple spring rotary with standard Type 24 DIN LONG stationary to DIN dimensions with anti-rotation provision. This combination is widely utilised in many chemical duties. Type 1659L incorporates a P.T.F.E .Wedge secondary seal. Type 1659SL is an 'O'-Ring mounted rotary design, with Type 1659BSL as the balanced stepped-shaft version. P.T.F.E. Back-Up Ring is recommended for higher pressure 'O'-Ring applications. The stock size code is always set by the shaft size under the seal body.

VULCAN STANDARD SIZES

Metric Shaft Size DØ	Seal Assembly Stock Code	Seat Size Fitted (1659BSL Only)	1659L /1659SL			D3	1659BSL		
			D1	L1	L2		D1	L1	L2
16	0160	N/a	27.00	23.00	8.60	26.00	N/a	N/a	N/a
18	0180	0140	33.00	24.00	10.00	32.00	25.00	30.50	8.60
20	0200	0160	35.00	24.00	10.00	34.50	27.00	30.50	8.60
22	0220	0180	37.00	24.00	10.00	36.50	33.00	31.50	10.00
24	0240	0200	39.00	26.70	10.00	38.60	35.00	31.50	10.00
25	0250	N/a	40.00	27.00	10.00	40.00	N/a	N/a	N/a
28	0280	0240	43.00	30.00	10.00	43.00	39.00	34.20	10.00
30	0300	0250	45.00	30.50	10.00	45.00	40.00	34.50	10.00
32	0320	N/a	48.00	30.50	10.00	47.10	N/a	N/a	N/a
33	0330	0280	48.00	30.50	10.00	48.20	43.00	37.50	10.00
35	0350	0300	50.00	30.50	10.00	50.00	45.00	38.00	10.00
38	0380	0330	56.00	32.00	11.00	54.00	48.00	38.00	10.00
40	0400	0350	58.00	32.00	11.00	56.00	50.00	38.00	10.00
43	0430	0380	61.00	32.00	11.00	59.00	56.00	39.50	11.00
45	0450	0400	63.00	32.00	11.00	61.00	58.00	39.50	11.00
48	0480	0430	66.00	32.00	11.00	64.20	61.00	39.50	11.00
50	0500	0450	70.00	34.00	13.00	66.30	63.00	39.50	11.00
53	0530	0480	73.00	34.00	13.00	69.20	66.00	39.50	11.00
55	0550	0500	75.00	34.00	13.00	70.80	70.00	44.00	13.00
58	0580	0530	78.00	39.00	13.00	78.00	73.00	44.00	13.00
60	0600	0550	80.00	39.00	13.00	80.10	75.00	44.00	13.00
63	0630	0580	83.00	39.00	13.00	83.20	78.00	49.00	13.00
65	0650	0600	85.00	39.00	13.00	85.20	80.00	49.00	13.00
68	0680	0630	90.00	39.00	15.30	87.80	83.00	49.00	13.00
70	0700	0650	92.00	45.50	15.30	90.00	85.00	49.00	13.00
75*	0750	0700	97.00	45.50	15.30	95.00	92.00	55.50	15.30
80*	0800	0750	105.00	45.00	15.70	104.10	97.00	55.50	15.30
85*	0850	0800	110.00	45.00	15.70	109.30	105.00	55.00	15.70
90*	0900	0850	115.00	50.00	15.70	114.00	110.00	60.00	15.70
95*	0950	0900	120.00	50.00	15.70	119.20	115.00	60.00	15.70
100*	1000	0950	125.00	50.00	15.70	124.10	120.00	60.00	15.70

All types, sizes and materials shown are part of Vulcan's Guaranteed Ex-Stock Range, unless marked with an asterisk*. However, most asterisked sizes are stocked in some, but not all, materials. And the asterisked materials in some sizes.

Suggested Operating Limits

Maximum Operating Pressure Limits primarily depend upon Face Materials, Shaft Size, Speed and Media. Please refer to the Seal Type Specific PV Chart, found at the front of this Brochure Section, in combination with the Vulcan Multiplying Factors found in Technical and Material Standards Section 2.

GUARANTEED STOCK MATERIALS AND FACE MATERIAL CODE					
Seal And Seat Assembly		Rotary Face		Stationary Face	
Face Reference Term	Code	Material	Code	Material	Code
SOFT	IB	Carbon FH82Z5	IB	99% Ceramic	A
SOFT VS HARD	IS	Carbon FH82Z5	IB	VES2 RB SiC	S
HARD VS SOFT	SG	WNV2 SiNSiC Carbide	R	99% Ceramic	A
HARD	SS	WNV2 SiNSiC Carbide	R	VES2 RB SiC	S
HARD 1st ALT	H	Tungsten Carbide*	H	Tungsten Carbide*	H
Guaranteed Stock Elastomers: P.T.F.E. Wedge, Viton®, E.P. and Nitrile			Guaranteed Stock Metallurgy: 316SS		

Please refer to the Technical and Material Standards Section for advice and information on our full range of materials, guaranteed stock policies and more advice on operating limits.



TYPES 40 / 40L / 40S

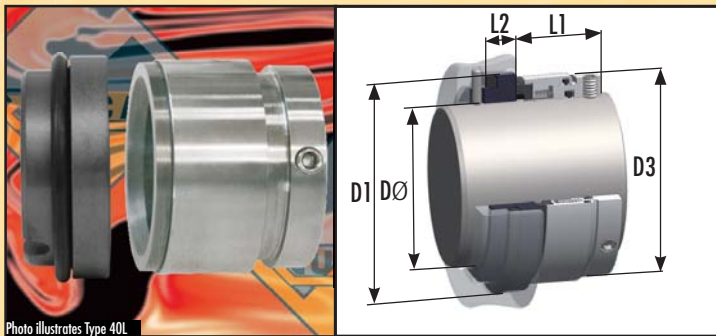


Photo illustrates Type 40L

Narrow profile, multiple spring, 'O'-Ring mounted, set-screw driven, non-clogging, balanced mechanical seal. The balanced design, protected springs sealed out of the fluid and dynamic 'O'-Ring enable use in demanding applications. P.T.F.E. Back-Up Ring is recommended to be specified for higher pressure 'O'-Ring applications. Available as Type 40 seal only or as a stock assembly as metric Type 40L with Type 24 DIN LONG seat with anti-rotation provision, or as Type 40S with Type 24 DIN SHORT seat.

VULCAN STANDARD SIZES

Imperial Size DØ	Metric Shaft Size DØ	Size Code	D1	D3	L1	L2	40L SLOT WIDTH	40L SLOT DEPTH
	18	0180	33.00	32.50	30.00	10.00	4.00	5.50
0.750		0191	N/a	33.50	30.00	N/a	N/a	N/a
	20	0200	35.00	34.50	30.00	10.00	4.00	5.50
	22	0220	37.00	36.50	30.00	10.00	4.00	5.50
0.875		0222	N/a	36.50	30.00	N/a	N/a	N/a
	24	0240	39.00	38.50	30.00	10.00	4.00	5.50
	25	0250	40.00	39.60	30.00	10.00	4.00	5.50
1.000		0254	N/a	39.60	30.00	N/a	N/a	N/a
	28	0280	43.00	42.90	32.50	10.00	4.00	5.50
1.125		0286	N/a	42.90	32.50	N/a	N/a	N/a
	30	0300	45.00	44.50	32.50	10.00	4.00	5.50
1.250		0317	N/a	46.00	32.50	N/a	N/a	N/a
	32	0320	48.00	46.00	32.50	10.00	4.00	5.50
	33	0330	48.00	47.00	32.50	10.00	4.00	5.50
1.375		0349	N/a	49.30	32.50	N/a	N/a	N/a
	35	0350	50.00	49.30	32.50	10.00	4.00	5.50
	38	0380	56.00	52.80	34.00	11.00	5.00	5.50
1.500		0381	N/a	52.80	34.00	N/a	N/a	N/a
	40	0400	58.00	56.00	34.00	11.00	5.00	5.50
1.625		0412	N/a	56.00	34.00	N/a	N/a	N/a
	43	0430	61.00	59.00	34.00	11.00	5.00	5.50
1.750		0444	N/a	59.00	34.00	N/a	N/a	N/a
	45	0450	63.00	59.00	34.00	11.00	5.00	5.50
1.875		0476	N/a	62.40	34.00	N/a	N/a	N/a
	48	0480	66.00	62.40	34.00	11.00	5.00	5.50
	50	0500	70.00	65.60	34.50	13.00	5.00	5.50
2.000		0508	N/a	65.60	34.50	N/a	N/a	N/a
	53	0530	73.00	68.80	34.50	13.00	5.00	5.50
	55	0550	75.00	70.80	34.50	13.00	5.00	5.50
2.250		0571	N/a	71.90	34.50	N/a	N/a	N/a
	58	0580	78.00	75.20	34.50	13.00	5.00	5.50
	60	0600	80.00	75.20	34.50	13.00	5.00	5.50
2.375		0603	N/a	75.20	34.50	N/a	N/a	N/a
	63	0630	83.00	78.30	34.50	13.00	5.00	5.50
2.500		0635	N/a	78.30	34.50	N/a	N/a	N/a
	65	0650	85.00	84.20	36.00	13.00	5.00	5.50
2.625		0666	N/a	84.20	36.00	N/a	N/a	N/a
2.750		0698	N/a	87.40	36.00	N/a	N/a	N/a
	70	0700	92.00	87.40	36.00	15.30	5.00	5.50
2.875*	73*	0730	N/a	90.60	36.00	N/a	N/a	N/a
	75	0750	97.00	93.70	36.00	15.30	5.00	5.50
3.000		0762	N/a	93.70	36.00	N/a	N/a	N/a

All types, sizes and materials shown are part of Vulcan's Guaranteed Ex-Stock Range, unless marked with an asterisk*. However, most asterisked sizes are stocked in some, but not all, materials. And the asterisked materials in some sizes.

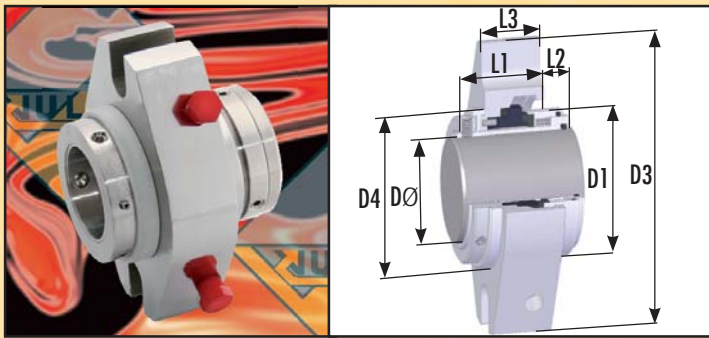
GUARANTEED STOCK MATERIALS AND FACE MATERIAL CODE					
Seal And Seat Assembly		Rotary Face		Stationary Face	
Face Reference Term	Code	Material	Code	Material	Code
SOFT	DB	M825 FDA Carbon	DB	99% Ceramic	A
SOFT VS HARD	DS	M825 FDA Carbon	DB	VES2 RB SiC	S
HARD VS SOFT	SG	WNV2 SiNSiC Carbide	R	99% Ceramic	A
HARD	SS	WNV2 SiNSiC Carbide	R	VES2 RB SiC	S
HARD 1st ALT	H	Tungsten Carbide*	H	Tungsten Carbide*	H
Guaranteed Stock Elastomers: Viton®, E.P. and Nitrile			Guaranteed Stock Metallurgy: 316SS		

Suggested Operating Limits

Maximum Operating Pressure Limits primarily depend upon Face Materials, Shaft Size, Speed and Media. Please refer to the Seal Type Specific PV Chart, found at the front of this Brochure Section, in combination with the Vulcan Multiplying Factors found in Technical and Material Standards Section 2.



TYPE 55B



Narrow profile, balanced, multiple spring, 'O'-Ring mounted, two-bolt gland Seal Assembly, with dual tangential flush as standard. Designed with minimal internal and external protrusion and with gland dimensions for near universal fitting.

Easy to install, reliable and economical. Ideal for replacing gland packing on common marine and general pump applications.

VULCAN STANDARD SIZES

Imperial Shaft Size DØ	Metric Shaft Size DØ	Size Code	D1	Seal Chamber Min I.D.	Seal Chamber Max I.D.	Gland Height D3	D4	L1	L2	L3	Gland Width at 90° to D3	Gland Slot Width
	25	0250	42.30	44.00	48.00	101.60	56.50	46.40	11.80	30.50	63.00	13.00
1.000		0254	42.30	44.00	48.00	101.60	56.50	46.40	11.80	30.50	63.00	13.00
	28	0280	46.00	47.50	51.00	101.60	62.00	46.40	11.80	30.50	63.00	13.00
1.125		0286	46.00	47.50	51.00	101.60	62.00	46.40	11.80	30.50	63.00	13.00
	30	0300	48.90	50.00	55.00	111.00	70.90	46.40	12.30	30.50	80.00	13.00
1.250		0317	48.90	50.00	55.00	111.00	70.90	46.40	12.30	30.50	80.00	13.00
	32	0320	48.90	50.00	55.00	111.00	70.90	46.40	12.30	30.50	80.00	13.00
	33	0330	52.80	53.90	58.50	111.00	70.90	46.40	13.30	30.50	80.00	13.00
1.375		0349	52.80	53.90	58.50	111.00	70.90	46.40	13.30	30.50	80.00	13.00
	35	0350	52.80	53.90	58.50	111.00	70.90	46.40	13.30	30.50	80.00	13.00
	38	0380	56.00	57.15	62.00	133.40	71.00	46.40	13.80	30.50	80.00	13.00
1.500		0381	56.00	57.15	62.00	133.40	71.00	46.40	13.80	30.50	80.00	13.00
	40	0400	59.20	60.30	66.00	133.40	75.50	46.40	13.80	30.50	80.00	13.00
1.625		0412	59.20	60.30	66.00	133.40	75.50	46.40	13.80	30.50	80.00	13.00
	42	0420	59.20	60.30	66.00	133.40	75.50	46.40	13.80	30.50	80.00	13.00
	43	0430	62.40	63.50	74.00	134.00	83.00	46.40	13.80	30.50	83.00	13.00
	44	0440	62.40	63.50	74.00	134.00	83.00	46.40	13.80	30.50	83.00	13.00
1.750		0444	62.40	63.50	74.00	134.00	83.00	46.40	13.80	30.50	83.00	13.00
	45	0450	62.40	63.50	74.00	134.00	83.00	46.40	13.80	30.50	83.00	13.00
1.875		0476	65.80	66.67	74.00	133.40	82.50	46.40	15.80	30.50	83.00	16.00
	48	0480	65.80	66.67	74.00	133.40	82.50	46.40	15.80	30.50	83.00	16.00
	50	0500	68.80	69.85	79.00	136.50	93.00	49.40	12.80	33.50	92.00	16.00
2.000		0508	68.80	69.85	79.00	136.50	93.00	49.40	12.80	33.50	92.00	16.00
2.125		0539	71.90	73.02	82.55	152.40	95.40	49.40	12.80	33.50	96.00	16.00
	55	0550	75.20	76.50	85.72	152.40	95.50	49.40	12.80	33.50	96.00	16.00
2.250		0571	75.20	76.50	85.72	152.40	95.50	49.40	12.80	33.50	96.00	16.00
	60	0600	78.30	79.37	88.90	165.00	96.00	51.50	11.50	35.50	100.00	16.00
2.375		0603	78.30	79.37	88.90	165.00	96.00	51.50	11.50	35.50	100.00	16.00
	63	0630	84.20	85.72	92.25	174.60	111.30	54.00	12.80	35.00	115.00	16.00
2.500		0635	84.20	85.72	92.25	174.60	111.30	54.00	12.80	33.50	115.00	16.00
	65	0650	87.40	88.90	98.42	174.60	111.30	54.00	14.60	35.50	115.00	16.00
2.625*		0666	87.40	88.90	98.42	174.60	111.30	54.00	14.60	35.50	115.00	16.00
2.750*		0698	90.60	92.07	98.42	174.60	111.30	54.00	14.60	35.50	115.00	16.00
	70	0700	90.60	92.07	98.42	174.60	111.30	54.00	14.60	35.50	115.00	16.00
	75	0750	96.90	98.43	114.30	190.00	125.00	54.00	15.00	35.50	130.00	16.00
3.000*		0762	96.90	98.43	114.30	190.00	125.00	54.00	15.00	35.50	130.00	16.00
3.125*		0794	100.00	101.60	114.30	190.00	126.00	54.00	16.00	35.50	130.00	20.00
	80	0800	100.00	101.60	114.30	190.00	126.00	54.00	16.00	35.50	130.00	20.00
3.250*		0825	103.30	104.78	117.47	203.00	134.00	54.00	16.00	35.50	130.00	20.00
	85	0850	106.40	107.95	120.65	203.00	134.00	54.00	16.00	35.50	140.00	20.00
3.375*		0857	106.40	107.95	120.65	203.00	134.00	54.00	16.00	35.50	140.00	20.00
3.500*		0889	109.60	111.13	120.65	216.00	144.00	54.00	16.00	35.50	150.00	20.00
	90	0900	112.80	114.30	133.40	216.00	144.00	54.00	16.00	35.50	150.00	20.00
3.625*		0921	112.80	114.30	133.40	216.00	144.00	54.00	16.00	35.50	150.00	20.00
	95	0950	116.00	117.48	136.52	216.00	146.00	54.00	16.00	35.50	150.00	20.00
3.750*		0953	116.00	117.48	136.52	216.00	146.00	54.00	16.00	35.50	150.00	20.00
	100	1000	125.60	130.18	146.05	228.60	155.00	57.00	10.80	35.50	156.00	20.00
4.000*		1016	125.60	130.18	146.05	228.60	155.00	57.00	10.80	35.50	156.00	20.00

Please Note; up to and including 2.500" / 65mm, T55B is guaranteed ex-stock in every metric and imperial size shown in SiNSiC vs RBSiC and M825 Carbon vs RBSiC faces. Above these sizes, T55B is guaranteed ex-stock in metric sizes and SiNSiC vs SiNSiC faces only. However, imperial shaft sizes above 2.500" are readily available; please enquire.

Suggested Operating Limits

Maximum Operating Pressure Limits primarily depend upon Face Materials, Shaft Size, Speed and Media. Please refer to the Seal Type Specific PV Chart, found at the front of this Brochure Section, in combination with the Vulcan Multiplying Factors found in Technical and Material Standards Section 2.

GUARANTEED STOCK MATERIALS AND FACE MATERIAL CODE					
Seal And Seat Assembly		Rotary Face		Stationary Face	
Face Reference Term	Code	Material	Code	Material	Code
SOFT	X	Non-Standard: Please use alternative shown here or enquire.			
SOFT VS HARD	DS	M825 FDA Carbon	DB	VES2 RB SiC	S
HARD	SS	WNV2 SiNSiC Carbide	R	VES2 RB SiC	S
HARD 1st ALT	H	Tungsten Carbide*	H	Tungsten Carbide*	H
Guaranteed Stock Elastomers: Viton®, E.P. and Nitrile			Guaranteed Stock Metallurgy: 316SS		

Please refer to the Technical and Material Standards Section for advice and information on our full range of materials, guaranteed stock policies and more advice on operating limits.



Vulcan Wave Spring Type Seals



Section

9



INTRODUCTION

The Vulcan Wave Spring Range of Bi-directional mechanical seals offer proven seal design and wave spring technology, in a range of material combinations, enhanced by superior design features, all at very competitive pricing.

APPLICATIONS

The 1688 range was specifically designed for short working length and hygienic requirements, such as rotary lobe pumps. Their principle applications are often also for liquids of high viscosity. These are commonly found in the food, dairy, brewery and pharmaceutical industries. The compact design makes this seal an excellent choice for confined, shallow seal housing areas, or even external seal mounted applications.

The 1677 / 1678 Seal Type Series provide a high quality, general purpose seal, suitable for many sealing application requirements, including chemical duties.

STANDARD VULCAN® WAVE SPRING TYPES

Types 1677 and 1677M

The Type 1677 is a positively, driven wave spring seal, utilising crest to crest wave spring technology, offering excellent axial movement capabilities.

The seal is radially compacted and designed to suit DIN24960 (EN12756).

The design of this seal head enables easy utilisation of a wide range of high quality materials and elastomers, supplied as standard. Type 1677M differs in having a Monolithic seal head, for optimal heat dissipation and seal capability / performance.

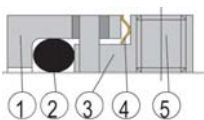
Types 1678

Designed as per the Type 1677 but with a stepped face, to provide a balanced seal for stepped shafts.

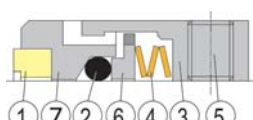
Type 1688

The robust wave spring seal is ideally suited for standard, rotary lobe pump, glands, of compact design. The seal is positively driven by grub screws and supplied from Vulcan with Monolithic seal heads, in soft and hard face materials as our standard.

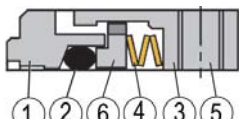
STANDARD COMPONENTS



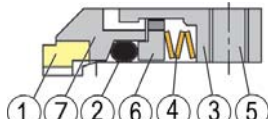
Type 1688 Series



Type 1677



Type 1677M Series



Type 1678

NO	DESCRIPTION	4	WAVE SPRING
1	FACE	5	GRUB SCREW
2	'O'-RING	6	BACKING PLATE
3	SLEEVE/RETAINER	7	FACE RETAINER

VULCAN® DESIGN ADVANTAGES

Type 1688 Superior Design

Type 1688 is supplied with a Monolithic rotary head, in both standard and hard face alternatives, to improve the seal operating performance in viscous fluids. This is achieved by eliminating the possibility of spinning and damage common to inserted face designs. Competitors inserted T.C. / SiC seal face rings are prone to spinning, particularly in the viscous or co-agulating fluids which are common to rotary lobe pump applications. Common, popular sizes of Type 1688 seals are fitted with our Sinusoidal Wave-Springs. These wave-springs offer a more consistent and accurate spring rate than traditional wave-springs. The Sinusoidal waves offer a larger and more even contact and the split over-lap minimises the working stresses, which frequently result in fracture, buckling or hang-up with a stamped, non-split, wave-spring.

Type 1677 and 1678 Superior Design

These seals utilise a double wave-spring. If the seal manufacturer's design solution is to use two wave-springs welded together, then this creates a weak spot, prone to both mechanical failure and corrosive attack. Vulcan Type 1677 / 1678 seals incorporate a one-piece designed, crest to crest wave spring, removing the possibility of corrosion to weld spots. This removes the most common seal failure mode on such seals.

The seals contain an energised rotary 'O'-Ring, reducing shaft fretting and ensuring positive shaft sealing. Our design has a chamfer at the front wall of the 'O'-Ring groove and a dynamic ring backing plate constantly energising and pressing the 'O'-Ring forward and down onto the shaft.

This overcomes 'O'-Ring hang-up on the shaft, the second common ultimate seal failure mode found on other manufacturer's designs.

Compact Seal

The uniform wave spring forces, provide excellent axial movement capabilities, compared to conventional mechanical seals. Use of a wave-spring allows the seal design to be very compact, giving an assured seal for short, confined glands.

VULCAN® WAVE SPRING TYPE SEALS PV CHART

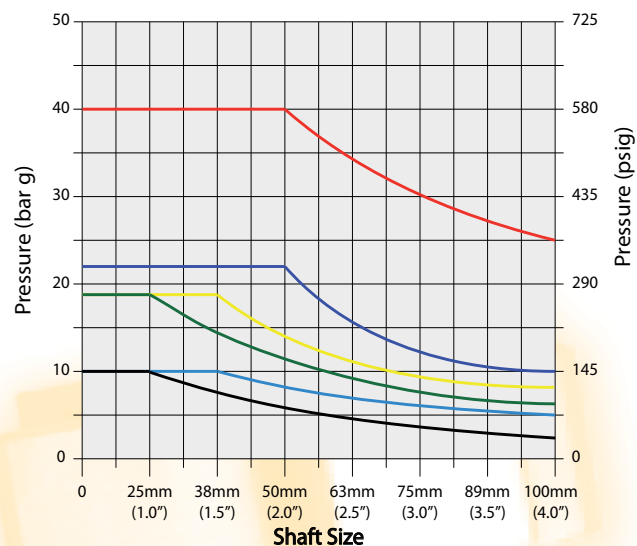
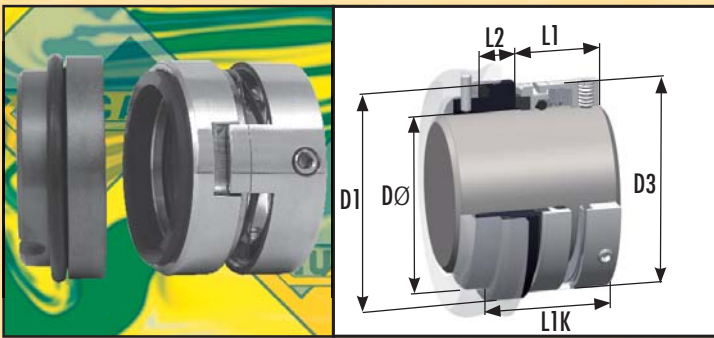


CHART BASED UPON: CARBON SEAL FACE VS SEAT FACE MATERIALS SHOWN BELOW

█ 1678/M - Carbon/SiC	█ 1682 - Carbon/SS
█ 1677/M - Carbon/SiC	█ 1688X - Carbon/TC
█ 1682 - Carbon/TC	█ 1688X - Carbon/SS



TYPE 1677



Sinusoidal wave-spring, 'O'-Ring mounted seal commonly utilised in the European chemical process industries. Manufactured to suit DIN24960 (EN12756) dimensions.

Supplied as Type 1677 with a stainless steel head retainer and inserted face. Or increasingly as Type 1677M with Monolithic head, see the page opposite. Stocked as a standard assembly with Type 8 DIN LONG 'O'-Ring seat with anti-rotation provision.

VULCAN STANDARD SIZES

Metric Shaft Size DØ	Size Code	D1	D3	L1	L2	L1K	SLOT WIDTH	SLOT DEPTH
14*	0140	25.00	24.00	25.00	10.00	35.00	4.00	5.00
16	0160	27.00	26.00	25.00	10.00	35.00	4.00	5.00
18	0180	33.00	32.00	26.00	11.50	37.50	4.00	5.50
20	0200	35.00	34.00	26.00	11.50	37.50	4.00	5.50
22	0220	37.00	36.00	26.00	11.50	37.50	4.00	5.50
24	0240	39.00	38.00	28.50	11.50	40.00	4.00	5.50
25	0250	40.00	39.00	28.50	11.50	40.00	4.00	5.50
28	0280	43.00	42.00	31.00	11.50	42.50	4.00	5.50
30	0300	45.00	44.00	31.00	11.50	42.50	4.00	5.50
32	0320	48.00	46.00	31.00	11.50	42.50	4.00	5.50
33	0330	48.00	47.00	31.00	11.50	42.50	4.00	5.50
35	0350	50.00	49.00	31.00	11.50	42.50	4.00	5.50
38	0380	56.00	54.00	31.00	14.00	45.00	5.00	5.50
40	0400	58.00	56.00	31.00	14.00	45.00	5.00	5.50
43	0430	61.00	59.00	31.00	14.00	45.00	5.00	5.50
45	0450	63.00	61.00	31.00	14.00	45.00	5.00	5.50
48	0480	66.00	64.00	31.00	14.00	45.00	5.00	5.50
50	0500	70.00	66.00	32.50	15.00	47.50	5.00	5.50
53	0530	73.00	69.00	32.50	15.00	47.50	5.00	5.50
55	0550	75.00	71.00	32.50	15.00	47.50	5.00	5.50
58	0580	78.00	78.00	37.50	15.00	52.50	5.00	5.50
60	0600	80.00	80.00	37.50	15.00	52.50	5.00	5.50
63	0630	83.00	83.00	37.50	15.00	52.50	5.00	5.50
65	0650	85.00	85.00	37.50	15.00	52.50	5.00	5.50
68	0680	90.00	88.00	34.50	18.00	52.50	5.00	5.50
70	0700	92.00	89.00	42.00	18.00	60.00	5.00	5.50
75	0750	97.00	96.00	42.00	18.00	60.00	5.00	5.50
80	0800	105.00	104.00	41.80	18.20	60.00	5.00	5.50
85	0850	110.00	108.00	41.80	18.20	60.00	5.00	5.50
90	0900	115.00	114.00	46.80	18.20	65.00	5.00	5.50
95	0950	120.00	118.00	47.80	17.20	65.00	5.00	5.50
100	1000	125.00	124.00	47.80	17.20	65.00	5.00	5.50

All types, sizes and materials shown are part of Vulcan's Guaranteed Ex-Stock Range, unless marked with an asterisk*. However, the asterisked seal and / or seat face materials are stocked in some, but not all, materials. And the asterisked materials in some sizes.

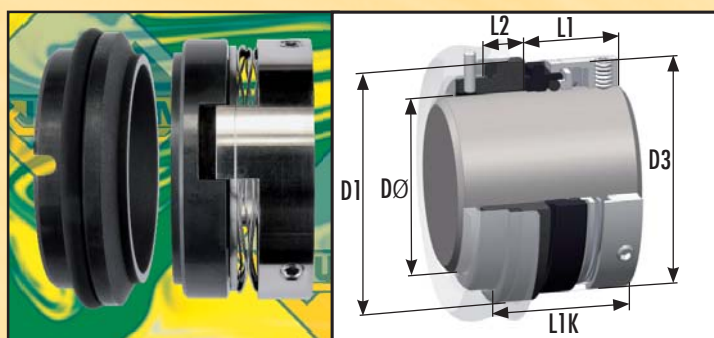
GUARANTEED STOCK MATERIALS AND FACE MATERIAL CODE					
Seal And Seat Assembly		Rotary Face		Stationary Face	
Face Reference Term	Code	Material	Code	Material	Code
SOFT	DB	M825 FDA Carbon	DB	99% Ceramic	A
SOFT VS HARD	DR	M825 FDA Carbon	DB	WNV2 SiNSiC Carbide	S
HARD VS SOFT	RD	WNV2 SiNSiC Carbide	R	M825 FDA Carbon	RD
HARD	R	WNV2 SiNSiC Carbide	R	WNV2 SiNSiC Carbide	R
HARD 1st ALT	H	Tungsten Carbide*	H	Tungsten Carbide*	H
Guaranteed Stock Elastomers: Viton®, E.P. and Nitrile			Guaranteed Stock Metallurgy: 316SS		

Suggested Operating Limits

Maximum Operating Pressure Limits primarily depend upon Face Materials, Shaft Size, Speed and Media. Please refer to the Seal Type Specific PV Chart, found at the front of this Brochure Section, in combination with the Vulcan Multiplying Factors found in Technical and Material Standards Section 2.



TYPE 1677M



Sinusoidal wave-spring, 'O'-Ring mounted seal commonly utilised in the European chemical process industries. Manufactured to suit DIN24960 (EN12756) dimensions.

Type 1677M has a Monolithic head, instead of the inserted face as per the Type 1677, see the page opposite. Stocked as a standard assembly with Type 8 DIN LONG 'O'-Ring seat with anti-rotation provision. Monolithic Carbon stationary material option is illustrated.

VULCAN STANDARD SIZES

Metric Shaft Size DØ	Size Code	D1	D3	L1	L2	L1K	SLOT WIDTH	SLOT DEPTH
14*	0140	25.00	24.00	25.00	10.00	35.00	4.00	5.00
16	0160	27.00	26.00	25.00	10.00	35.00	4.00	5.00
18	0180	33.00	32.00	26.00	11.50	37.50	4.00	5.50
20	0200	35.00	34.00	26.00	11.50	37.50	4.00	5.50
22	0220	37.00	36.00	26.00	11.50	37.50	4.00	5.50
24	0240	39.00	38.00	28.50	11.50	40.00	4.00	5.50
25	0250	40.00	39.00	28.50	11.50	40.00	4.00	5.50
28	0280	43.00	42.00	31.00	11.50	42.50	4.00	5.50
30	0300	45.00	44.00	31.00	11.50	42.50	4.00	5.50
32	0320	48.00	46.00	31.00	11.50	42.50	4.00	5.50
33	0330	48.00	47.00	31.00	11.50	42.50	4.00	5.50
35	0350	50.00	49.00	31.00	11.50	42.50	4.00	5.50
38	0380	56.00	54.00	31.00	14.00	45.00	5.00	5.50
40	0400	58.00	56.00	31.00	14.00	45.00	5.00	5.50
43	0430	61.00	59.00	31.00	14.00	45.00	5.00	5.50
45	0450	63.00	61.00	31.00	14.00	45.00	5.00	5.50
48	0480	66.00	64.00	31.00	14.00	45.00	5.00	5.50
50	0500	70.00	66.00	32.50	15.00	47.50	5.00	5.50
53	0530	73.00	69.00	32.50	15.00	47.50	5.00	5.50
55	0550	75.00	71.00	32.50	15.00	47.50	5.00	5.50
58	0580	78.00	78.00	37.50	15.00	52.50	5.00	5.50
60	0600	80.00	80.00	37.50	15.00	52.50	5.00	5.50
63	0630	83.00	83.00	37.50	15.00	52.50	5.00	5.50
65	0650	85.00	85.00	37.50	15.00	52.50	5.00	5.50
68	0680	90.00	88.00	34.50	18.00	52.50	5.00	5.50
70	0700	92.00	89.00	42.00	18.00	60.00	5.00	5.50
75	0750	97.00	96.00	42.00	18.00	60.00	5.00	5.50
80	0800	105.00	104.00	41.80	18.20	60.00	5.00	5.50
85	0850	110.00	108.00	41.80	18.20	60.00	5.00	5.50
90	0900	115.00	114.00	46.80	18.20	65.00	5.00	5.50
95	0950	120.00	118.00	47.80	17.20	65.00	5.00	5.50
100	1000	125.00	124.00	47.80	17.20	65.00	5.00	5.50

All types, sizes and materials shown are part of Vulcan's Guaranteed Ex-Stock Range, unless marked with an asterisk*. However, some asterisked sizes are stocked in some, but not all, materials. And the asterisked materials in some sizes.

Suggested Operating Limits

Maximum Operating Pressure Limits primarily depend upon Face Materials, Shaft Size, Speed and Media. Please refer to the Seal Type Specific PV Chart, found at the front of this Brochure Section, in combination with the Vulcan Multiplying Factors found in Technical and Material Standards Section 2.

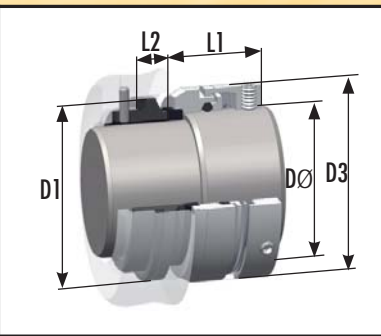
GUARANTEED STOCK MATERIALS AND FACE MATERIAL CODE					
Seal and Seat Assembly		Rotary Face		Stationary Face	
Face Reference Term	Code	Material	Code	Material	Code
SOFT	DB	M825 FDA Carbon	DB	99% Ceramic	A
SOFT VS HARD	DR	M825 FDA Carbon	DB	WNV2 SiNSiC Carbide	S
HARD VS SOFT	RD	WNV2 SiNSiC Carbide	R	M825 FDA Carbon	RD
HARD	R	WNV2 SiNSiC Carbide	R	WNV2 SiNSiC Carbide	R
HARD 1st ALT	H	Tungsten Carbide*	H	Tungsten Carbide*	H
Guaranteed Stock Elastomers: Viton®, E.P. and Nitrile			Guaranteed Stock Metallurgy: 316SS		

Please refer to the Technical and Material Standards Section for advice and information on our full range of materials, guaranteed stock policies and more advice on operating limits.





TYPE 1678



Stepped shaft, balanced sinusoidal wave-spring, 'O'-Ring mounted seal, similar to Type 1677, most commonly utilised in higher-pressure pump applications. Vulcan Types 1677, 1677M and 1678 all have sinusoidal continuous wave-springs without joints or weld-spots, for maximum spring reliability. Stocked as a standard assembly with "stepped-size down" Type 8 DIN LONG 'O'-Ring seat with anti-rotation provision. Monolithic SiC stationary is illustrated.

VULCAN STANDARD SIZES

Seal Shaft Size DØ	Seal Size Code	Seat Shaft Size	D1	D3	L1	L2	SEAT SLOT WIDTH	SEAT SLOT DEPTH
18*	0180	14	25.00	32.00	32.50	10.00	4.00	5.00
20*	0200	16	27.00	34.00	32.50	10.00	4.00	5.00
22*	0220	18	33.00	36.00	33.50	11.50	4.00	5.50
24*	0240	20	35.00	38.00	33.50	11.50	4.00	5.50
28	0280	24	39.00	42.00	36.00	11.50	4.00	5.50
30	0300	25	40.00	44.00	36.00	11.50	4.00	5.50
33	0330	28	43.00	47.00	38.50	11.50	4.00	5.50
35	0350	30	45.00	49.00	38.50	11.50	4.00	5.50
38	0380	33	48.00	54.00	38.50	11.50	4.00	5.50
40	0400	35	50.00	56.00	38.50	11.50	4.00	5.50
43	0430	38	56.00	59.00	38.50	14.00	5.00	5.50
45	0450	40	58.00	61.00	38.50	14.00	5.00	5.50
50*	0500	45	63.00	66.00	38.50	14.00	5.00	5.50
53*	0530	48	66.00	69.00	38.50	14.00	5.00	5.50
55*	0550	50	70.00	71.00	42.50	15.00	5.00	5.50
60*	0600	55	75.00	80.00	42.50	15.00	5.00	5.50
65*	0650	60	80.00	85.00	47.50	15.00	5.00	5.50

All types, sizes and materials shown are part of Vulcan's Guaranteed Ex-Stock Range, unless marked with an asterisk*. However, some asterisked sizes are stocked in some, but not all, materials. And the asterisked materials in some sizes.

GUARANTEED STOCK MATERIALS AND FACE MATERIAL CODE					
Seal And Seat Assembly		Rotary Face		Stationary Face	
Face Reference Term	Code	Material	Code	Material	Code
SOFT	DB	M825 FDA Carbon	DB	99% Ceramic	A
SOFT VS HARD	DR	M825 FDA Carbon	DB	WNV2 SiNSiC Carbide	S
HARD VS SOFT	X	Non-standard: Please use 1678M "Hard vs Soft" or enquire.			
HARD	R	WNV2 SiNSiC Carbide	R	WNV2 SiNSiC Carbide	R
HARD 1st ALT	H	Tungsten Carbide*	H	Tungsten Carbide*	H
Guaranteed Stock Elastomers: Viton®, E.P. and Nitrile			Guaranteed Stock Metallurgy: 316SS		

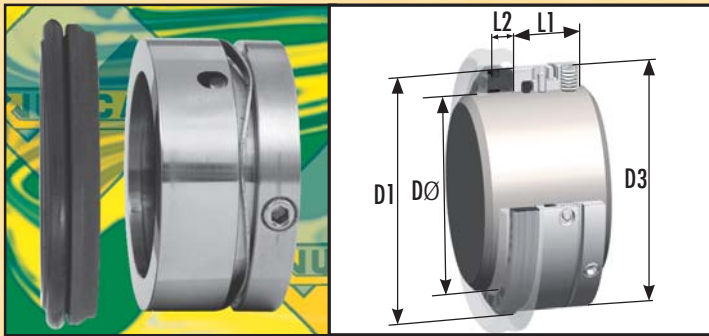
Suggested Operating Limits

Maximum Operating Pressure Limits primarily depend upon Face Materials, Shaft Size, Speed and Media. Please refer to the Seal Type Specific PV Chart, found at the front of this Brochure Section, in combination with the Vulcan Multiplying Factors found in Technical and Material Standards Section 2.

Please refer to the Technical and Material Standards Section for advice and information on our full range of materials, guaranteed stock policies and more advice on operating limits.



TYPE 1688



Wave spring 'O'-Ring mounted mechanical seal with narrow cross-section, short working length and set-screw drive. Most commonly installed on lobe-rotor pumps, where the twin-shafts and compact pump design make this very compact seal an ideal solution. Lobe-rotor pumps are extensively found in the food, process and dairy industries. The Type 1688 has been optimally designed for such confined spaces and hygienic applications. And further benefits from our monolithic head and one piece sinusoidal wave-spring .

VULCAN STANDARD SIZES

Imperial Shaft Size DØ	Metric Shaft Size DØ	Size Code	D1	D3	L1	L2
0.625		0158	28.50	27.00	19.10	6.30
	16	0160	28.50	27.00	19.10	6.30
0.750		0191	31.70	30.00	19.10	6.30
	24	0240	35.40	34.10	19.10	7.60
	28	0280	42.00	39.00	19.10	7.60
1.125		0286	41.20	39.50	19.10	7.60
	30	0300	42.70	41.00	19.10	7.60
1.250		0317	44.40	42.40	19.10	7.60
	32	0320	44.40	42.40	19.10	7.60
1.375		0349	47.60	45.50	19.10	7.60
	35	0350	47.60	45.50	19.10	7.60
	38	0380	53.90	51.80	21.10	8.10
1.500		0381	53.90	51.80	21.10	8.10
1.750		0444	60.30	58.20	21.10	8.10
1.875		0476	63.50	61.40	21.10	8.10
	50	0500	63.90	61.90	21.10	8.10
2.000		0508	66.60	64.60	21.10	9.60
2.125		0539	73.02	71.00	22.10	9.60
	54	0540	73.95	71.00	22.10	9.60
	54.6	0546	75.00	72.00	22.10	9.60
	55	0550	75.00	72.00	22.10	9.60
	63	0630	83.00	79.30	25.80	9.10
2.500		0635	88.90	79.30	25.80	9.10
2.750		0698	95.25	90.80	25.80	9.10
2.875		0730	98.43	94.00	25.80	9.10
	75	0750	100.40	96.00	25.80	9.10
3.000		0762	101.60	96.90	25.80	9.10
	80	0800	104.00	101.00	25.80	9.10
	95	0950	125.00	116.00	25.80	9.10
	100	1000	130.00	121.00	25.80	9.10

All types, sizes and materials shown are part of Vulcan's Guaranteed Ex-Stock Range, unless marked with an asterisk*. However, the asterisked seal and / or seat face materials are stocked in many, but not all, sizes.

Suggested Operating Limits

Maximum Operating Pressure Limits primarily depend upon Face Materials, Shaft Size, Speed and Media. Please refer to the Seal Type Specific PV Chart, found at the front of this Brochure Section, in combination with the Vulcan Multiplying Factors found in Technical and Material Standards Section 2.

GUARANTEED STOCK MATERIALS AND FACE MATERIAL CODE					
Seal And Seat Assembly		Rotary Face		Stationary Face	
Face Reference Term	Code	Material	Code	Material	Code
SOFT	P	304 Stainless Steel	P	M106K Carbon	C
SOFT VS HARD	X	Non-standard: please use alternative shown below or enquire			
HARD VS SOFT	U	Tungsten Carbide	H	M106K Carbon	C
HARD	H	Tungsten Carbide	H	Tungsten Carbide	H
HARD 1st ALT	X	Non-standard: please use alternative shown here or enquire			
Guaranteed Stock Elastomers: Viton®, E.P. and Nitrile			Guaranteed Stock Metallurgy: 304SS		

Please refer to the Technical and Material Standards Section for advice and information on our full range of materials, guaranteed stock policies and more advice on operating limits.



Vulcan Water Pump Type Seals



Section 10



INTRODUCTION

Vulcan supply a substantial range of cost effective and reliable water pump seals, that are commonly utilised in high volume commercial, domestic and industrial water systems. These seal types generally serve applications such as swimming pools, spa pools, shower pumps, central heating systems, irrigation and light fluid duties.

Seal performance and life is frequently compromised by the nature of these applications and the fact that water is a poor lubricator of seal faces. As such, our standard stock product as shown on the following pages, incorporates superior seal face materials. That's our ethos, focusing upon seal performance. We can also manufacture and supply to enquires in more competitive standard materials.

VULCAN® ADVANCED DESIGN WATER PUMP SEALS

Types 60 and 65

Sleeve mounted, rubber bellows seals of compact unitised design. Suitable for small shaft diameter, general low pressure applications. These rubber driven, rotary seal types are easily fitted and mass produced, under Vulcan's stringent quality procedures.

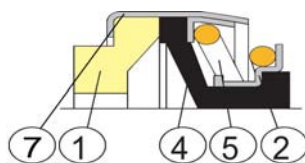
Types 70 and 75

Stationary based, unitised elastomer bellows seals, utilised in small shaft diameter applications. Compact, unitised design, provides excellent flexibility in accommodating shaft mis-alignment and with quality seal face materials, to extend seal performance and life. The adequate shaft clearance enables one size to be used on a number of shaft sizes, whilst being stationary based increases the seals bi-directional rotational speed capabilities.

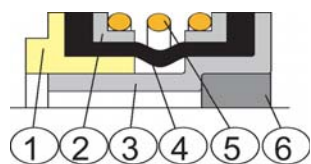
Type 18

Enclosed rubber bellows seal, with short axial fitting length, ideal for equipment where space is restricted. In addition to the standard Carbon face, Vulcan also offer hard face alternatives for more demanding applications. The seal is also fitted with an internal plug as standard to aid assembly, this should be removed before the seal is installed.

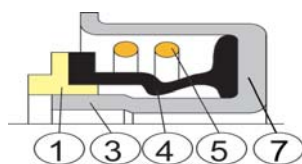
STANDARD COMPONENTS



Type 18



Types 60/65



Types 70/75

NO	DESCRIPTION	4	BELLOWS
1	FACE	5	COIL
2	RETAINING PLATES	6	DRIVE RING
3	SLEEVE	7	RETAINER

SWIMMING POOL / SPA SEALS

With several decades extensive specific experience, Vulcan are leading manufacturers of seals for the International Swimming Pool / Spa Industry. We have a comprehensive range of seal assemblies and designs, backed by an ex-stock service.

Vulcan seal and seat face materials, as standard, are superior to industry norms. Exact designs, excellent materials, a wide stock range and the ability to manufacture to any industry design or requirement, complement the Vulcan Swimming Pool Seal Range.

VULCAN® DESIGN ADVANTAGES

Material Quality

Wide range of high quality elastomers and seal face materials readily available. Superior seal face material selection, especially Ceramic purity and Carbon quality, increases reliability, capability, performance and life.

Design

The Vulcan Water Pump seals are high quality, bi-directional, seal designs containing positively designed material benefits and features.

For instance, the Vulcan Type 18;



The Type 18 is supplied with a fitting plug, as standard, which provides support to the elastomer bellows prior to fitting these seals.



The Type 18 is of robust bellows design, compared to some competitors' equivalents, which are prone to falling apart on assembly.



Type 18 is designed to eliminate bellows wear during operation, which can be a fault in competitors designs.



The Type 18 is fitted with our M106K+ Carbon seal face, which provides superior performance and life.

Cost Effective

These proven, mass produced seals, with their additional benefits and superior material quality, result in an exceptional, cost effective choice of seal.

VULCAN® WATER PUMP TYPE SEALS PV CHART

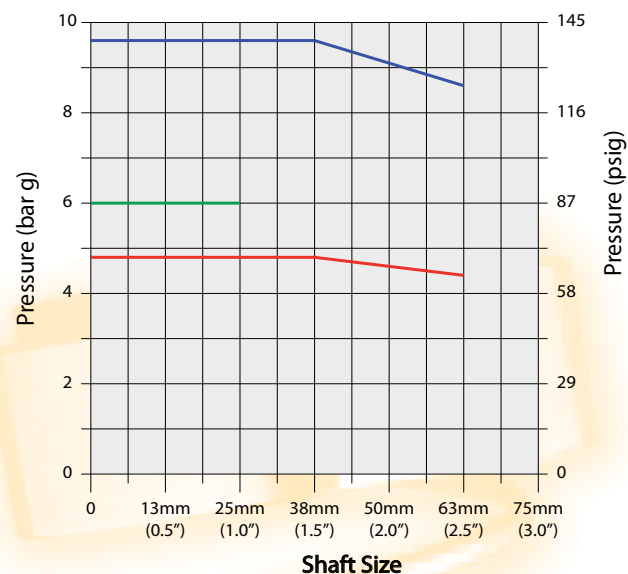


CHART BASED UPON: CARBON VS CERAMIC SEAL FACES

- 18 - SLEEVED
- 18 - WITHOUT SLEEVE
- 60, 65, 70, 75



VULCAN® SEALS TO SUIT SWIMMING POOL AND SPA PUMP APPLICATIONS

With over twenty five years specific experience, Vulcan are leading manufacturers of seals for the International Swimming Pools / Spa Industry. We have a comprehensive range of seals assemblies and designs, backed by an ex-stock service. Water is a poor lubricant and this in combination with the frequent high shaft speeds, possible dry running and the chemicals utilised in pool systems, creates demanding environments for mechanical seal faces. Vulcan seal and stationary face materials, as standard, are superior to industry norms. Please see our Face Material Section. In addition, we have specialist Carbon Grades available to exceed the requirements of difficult applications and duties. Exact designs, excellent materials, a wide stock range and the ability to manufacture to any industry design or requirement further enhance the Vulcan Swimming Pool Range.



For American Products® 397102, Premier® 31-813 & P19-0, Swim-Rite®, Waterway® & Wet Institute® models.



For Calpeda® & I.T.T. Lowara® models.



For Doll®, Hydronaut® 100, Kripsol® Ondina, & Structural® 100.



For Hayward® Cup Mount, Jacuzzi® 10.486 & 10.487, Showertux® 0755L, Vico® & Premier®.



For Sta-Rite® 5P2R.

Acura Spa Systems®

American Products®

Ampro-Diaclear®

Anthony®

Aqua-Flo®

Arneson®

Astral®

Badu®

Baker-Hydro®

Calpeda®

Certikin®

Challenger®

Christ Kennicott®

Columbia®

D.A.B.®

Doll®

Doughboy®

Dynamo®

Ebara®

Espa®

Eurostar®

Fibrepool®

Fluvo®

G.G. Industries®

Goldcoast®

Grundfos®

Hayward®

Hydra-Bath®

Hydronaut®

Hydrotech®

I.T.T. Argonaut®

I.T.T. Gemini®

I.T.T. Hydro-Air®

I.T.T. Lowara®

I.T.T. Marlow®

Jacuzzi®

Jandy®

Jet Stream®

Kripsol®

Lee Howl®

Lomart®

Mega®

Modern®

Muskin®

Nocchi®

Pacific Fabrications®

Pentair®

Plastica®

Polaris®

Premier®

Purex®

Showertux®

Speck®

Sta-Rite Industries®

Structural®

Stuart Turner®

Swim-Rite®


Swim-Quip®

Vico®


Waterco®

Waterway Plastics®

Wet Institute®



For Astral® Flipper® (post 1986) & Sprint®



For Lee Howl® 4277 & 4278




For Modern® models



For Purex® P28280



For Sta-Rite® U109-1365S



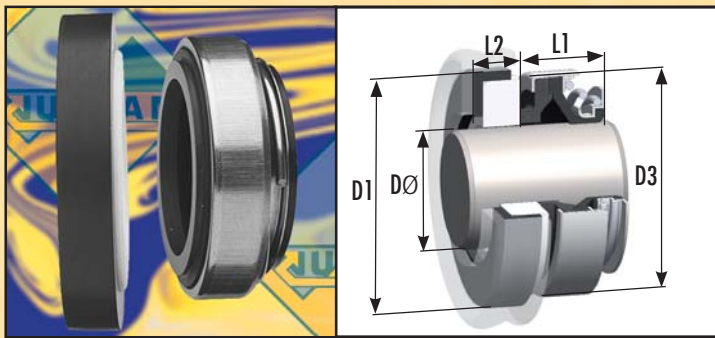
For Sta-Rite® U109-220

Vulcan Seals for the all the above Pump Models shown are Guaranteed Ex-Stock.

For stock codes, prices and guaranteed stock information, please refer to the Web Portal O.E.M. database and relevant section of the O.E.M. pricelist.



TYPE 18



Compact, enclosed rubber bellows seal, with a boot mounted stationary with a smooth outer profile. The very short working length makes the Type 18 ideal for equipment where seal chamber space is restricted.

Our Type 18 rotaries are supplied with a "top hat" metal retainer inserted in the tail of the seal, to provide support to the bellows, prior to fitting. Please remove this prior to installation.

VULCAN STANDARD SIZES

Metric Shaft Size DØ	Size Code	D1	D3	L1	L2
8	0080	26.00	24.00	11.00	8.00
8*	0080.A	17.95	20.00	11.00	4.80
8*	0080.C	21.95	20.00	11.00	4.00
10	0100	26.00	24.00	11.00	8.00
11	0110	26.00	24.00	11.00	8.00
12	0120	26.00	24.00	11.00	8.00
12*	0120.B	26.00	24.00	13.00	8.00
12*	0120.C	35.00	32.00	13.00	8.00
12*	0120.D	26.00	24.00	11.00	6.50
12*	0120.F	25.40	24.00	11.00	6.20
12*	0120.G	26.00	24.00	13.00	5.50
13	0130	26.00	24.00	13.00	8.00
13*	0130.C	26.00	24.00	13.00	5.50
14	0140	35.00	32.00	13.00	8.00
14*	0140.A	38.00	32.00	13.00	8.00
14*	0140.B	29.50	32.00	13.00	7.95
14*	0140.C	26.00	32.00	13.00	7.50
15	0150	38.00	35.00	13.00	8.00
15*	0150.B	29.50	32.00	13.00	7.95
16	0160	38.00	35.00	13.00	8.00
16*	0160.B	42.00	39.00	13.00	8.00
16*	0160.D	29.50	35.00	13.00	7.95
17	0170	42.00	39.00	13.00	8.00
18	0180	42.00	39.00	13.00	8.00
19	0190	42.00	39.00	13.00	8.00
20	0200	42.00	39.00	13.00	8.00
20*	0200.A	35.00	35.00	17.00	7.50
20*	0200.B	45.00	42.00	13.00	10.00
20*	0200.F	35.00	39.00	13.00	7.50
22	0220	45.00	42.00	13.00	10.00
23	0230	50.00	47.00	14.00	10.00
24	0240	50.00	47.00	14.00	10.00
24*	0240.B	42.00	42.00	13.00	9.00
25	0250	50.00	47.00	14.00	10.00
25*	0250.A	50.00	42.00	14.00	10.00
25*	0250.B	39.50	42.00	14.00	8.00
27	0270	50.00	47.00	15.00	10.00
28	0280	57.00	54.00	15.00	10.00
30	0300	57.00	54.00	15.00	10.00
32	0320	57.00	54.00	15.00	10.00
35	0350	63.00	60.00	16.00	10.00
38	0380	68.00	65.00	17.00	12.00
40	0400	68.00	65.00	17.00	12.00
45	0450	73.00	70.00	20.00	12.00
50	0500	88.00	85.00	23.00	15.00
55	0550	88.00	85.00	23.00	15.00
60	0600	110.00	105.00	30.00	15.00
65	0650	110.00	105.00	30.00	15.00
70	0700	110.00	105.00	32.00	15.00

Please note: Type 18 is guaranteed ex-stock in every size and material shown, except Tungsten Carbide. The asterisked sizes relate solely to special dimensions which are stocked in some, but not all, materials.

Suggested Operating Limits

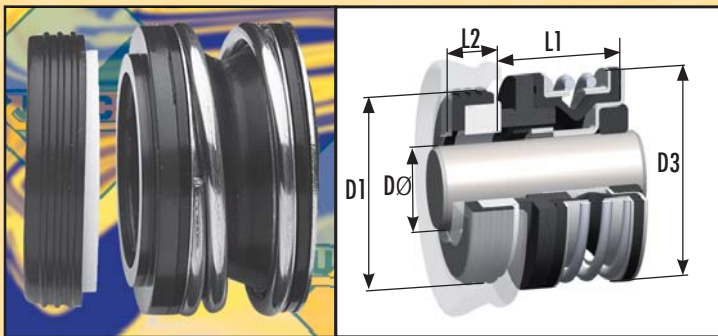
Maximum Operating Pressure Limits primarily depend upon Face Materials, Shaft Size, Speed and Media. Please refer to the Seal Type Specific PV Chart, found at the front of this Brochure Section, in combination with the Vulcan Multiplying Factors found in Technical and Material Standards Section 2.

GUARANTEED STOCK MATERIALS AND FACE MATERIAL CODE					
Seal And Seat Assembly		Rotary Face		Stationary Face	
Face Reference Term	Code	Material	Code	Material	Code
SOFT	C	M106K Carbon	C	99% Ceramic	A
SOFT VS HARD	D	M106K Carbon	C	VES2 RB SiC	S
HARD VS SOFT	G	VES2 RB SiC	S	99% Ceramic	A
HARD	S	VES2 RB SiC	S	VES2 RB SiC	S
HARD 1st ALT	H	Tungsten Carbide*	H	Tungsten Carbide*	H
Guaranteed Stock Elastomers: Viton®, E.P. and Nitrile			Guaranteed Stock Metallurgy: 304SS		

Please refer to the Technical and Material Standards Section for advice and information on our full range of materials, guaranteed stock policies and more advice on operating limits.



TYPE 60



Sleeve mounted, rubber bellows seal, of compact unitised designed, with elastomer shaft drive ring.

Effective design and easily installed, this is a common seal for low pressure, general duty applications on small diameter shafts. Supplied as standard with boot mounted seats, but also available with 'O'-Ring mounted seats to the same installation dimensions.

VULCAN STANDARD SIZES

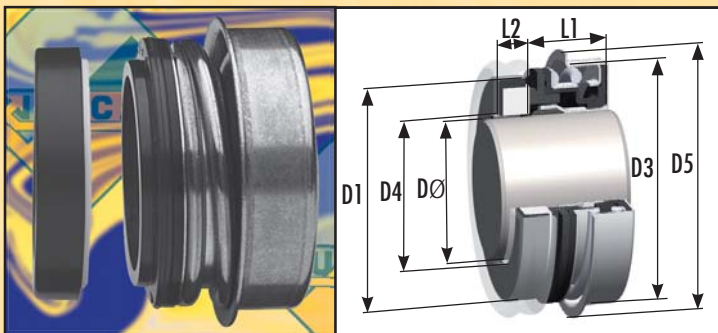
IMPERIAL SHAFT SIZE DØ	SIZE CODE	D1		D3		L1		L2	
		Imperial	Metric	Imperial	Metric	Imperial	Metric	Imperial	Metric
0.375	0095	0.875	22.23	0.937	23.80	0.631	16.02	0.244	6.20
0.500	0127	1.000	25.40	1.062	26.97	0.654	16.60	0.244	6.20
0.625	0158	1.250	31.75	1.218	30.94	0.737	18.71	0.405	10.29
0.750	0191	1.375	34.93	1.343	34.11	0.737	18.71	0.405	10.29
1.000	0254	1.625	41.28	1.732	44.00	0.812	20.63	0.437	11.10

Suggested Operating Limits

Maximum Operating Pressure Limits primarily depend upon Face Materials, Shaft Size, Speed and Media. Please refer to the Seal Type Specific PV Chart, found at the front of this Brochure Section, in combination with the Vulcan Multiplying Factors found in Technical and Material Standards Section 2.

GUARANTEED STOCK MATERIALS AND FACE MATERIAL CODE					
Seal And Seat Assembly		Rotary Face		Stationary Face	
Face Reference Term	Code	Material	Code	Material	Code
SOFT	C	M106K Carbon	C	99% Ceramic	A
SOFT VS HARD	D	M106K Carbon	C	VES2 RB SiC	S
HARD VS SOFT	G	VES2 RB SiC	S	99% Ceramic	A
HARD	S	VES2 RB SiC	S	VES2 RB SiC	S
Guaranteed Stock Elastomers: Viton®, E.P. and Nitrile			Guaranteed Stock Metallurgy: 304SS		

TYPE 70



Stationary based, unitised elastomer bellows seals, utilised in small shaft diameter applications. Compact, unitised design, provides excellent flexibility in accommodating shaft mis-alignment and with quality seal face materials, to extend seal performance and life. The adequate shaft clearance enables one size to be used on a number of shaft sizes, whilst being stationary based increases the seals bi-directional rotational speed capabilities.

VULCAN STANDARD SIZES

IMPERIAL SHAFT SIZE DØ	SIZE CODE	D1		D3		D4		D5		L1		L2	
		Imperial	Metric	Imperial	Metric	Imperial	Metric	Imperial	Metric	Imperial	Metric	Imperial	Metric
0.500	0127	0.984	25.00	1.124	28.56	0.559	14.20	1.248	31.70	0.520	13.20	0.197	5.00
0.625	0158	1.220	31.00	1.435	36.45	0.717	18.20	1.625	41.27	0.583	14.80	0.197	5.00
0.750	0191	1.378	35.00	1.575	40.00	0.843	21.40	1.720	43.70	0.610	15.50	0.197	5.00
1.125	0286	1.890	48.00	2.047	52.00	1.220	31.00	2.250	57.15	0.748	19.00	0.315	8.00

Suggested Operating Limits

Maximum Operating Pressure Limits primarily depend upon Face Materials, Shaft Size, Speed and Media. Please refer to the Seal Type Specific PV Chart, found at the front of this Brochure Section, in combination with the Vulcan Multiplying Factors found in Technical and Material Standards Section 2.

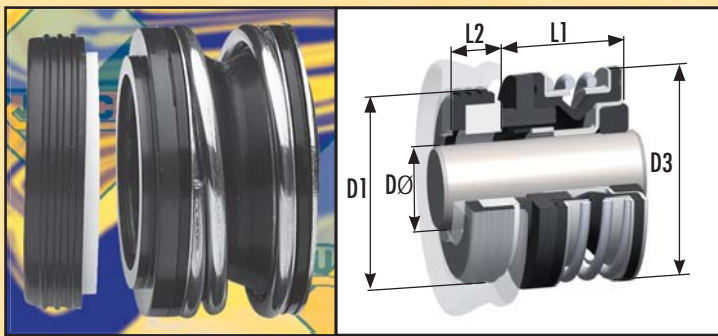
GUARANTEED STOCK MATERIALS AND FACE MATERIAL CODE					
Seal And Seat Assembly		Rotary Face		Stationary Face	
Face Reference Term	Code	Material	Code	Material	Code
SOFT	C	M106K Carbon	C	99% Ceramic	A
SOFT VS HARD	D	M106K Carbon	C	VES2 RB SiC	S
HARD VS SOFT	G	VES2 RB SiC	S	99% Ceramic	A
HARD	S	VES2 RB SiC	S	VES2 RB SiC	S
Guaranteed Stock Elastomers: Viton®, E.P. and Nitrile			Guaranteed Stock Metallurgy: 304SS		

All types, sizes and materials shown are part of Vulcan's Guaranteed Ex-Stock Range, unless marked with an asterisk*. However, the asterisked seal and / or seat face materials are stocked in many, but not all, sizes.

Please refer to the Technical and Material Standards Section for advice and information on our full range of materials, guaranteed stock policies and more advice on operating limits.



TYPE 65



Sleeve mounted, rubber bellows seal with shaft drive ring. Similar to Type 60 but with dimensions to suit common American standards.

Effective design and easily installed, this is a common seal for low pressure, general duty applications on small diameter shafts. Supplied as standard with boot mounted seats, but also available with 'O'-Ring mounted seats to the same installation dimensions.

VULCAN STANDARD SIZES

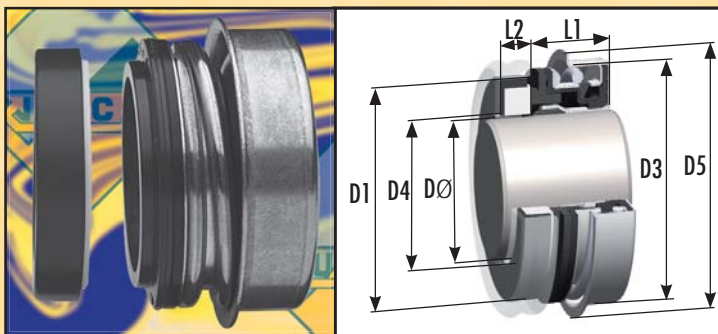
IMPERIAL SHAFT SIZE DØ	SIZE CODE	D1		D3		L1		L2	
		Imperial	Metric	Imperial	Metric	Imperial	Metric	Imperial	Metric
0.375	0095	1.000	25.40	1.062	26.97	0.656	16.66	0.312	7.92
0.500	0127	1.000	25.40	1.062	26.97	0.656	16.66	0.312	7.92
0.625	0158	1.250	31.75	1.218	30.94	0.718	18.24	0.406	10.31
0.750	0191	1.375	34.93	1.343	34.11	0.718	18.24	0.406	10.31
1.000	0254	1.625	41.28	1.732	44.00	0.812	20.62	0.437	11.10

Suggested Operating Limits

Maximum Operating Pressure Limits primarily depend upon Face Materials, Shaft Size, Speed and Media. Please refer to the Seal Type Specific PV Chart, found at the front of this Brochure Section, in combination with the Vulcan Multiplying Factors found in Technical and Material Standards Section 2.

GUARANTEED STOCK MATERIALS AND FACE MATERIAL CODE					
Seal And Seat Assembly		Rotary Face		Stationary Face	
Face Reference Term	Code	Material	Code	Material	Code
SOFT	C	M106K Carbon	C	99% Ceramic	A
SOFT VS HARD	D	M106K Carbon	C	VES2 RB SiC	S
HARD VS SOFT	G	VES2 RB SiC	S	99% Ceramic	A
HARD	S	VES2 RB SiC	S	VES2 RB SiC	S
Guaranteed Stock Elastomers: Viton®, E.P. and Nitrile			Guaranteed Stock Metallurgy: 304SS		

TYPE 75



Stationary based, unitised elastomer bellows seals, utilised in small shaft diameter applications. Compact, unitised design, provides excellent flexibility in accommodating shaft mis-alignment and with quality seal face materials, to extend seal performance and life. The adequate shaft clearance enables one size to be used on a number of shaft sizes, whilst being stationary based increases the seals bi-directional rotational speed capabilities.

VULCAN STANDARD SIZES

IMPERIAL SHAFT SIZE DØ	SIZE CODE	D1		D3		D4		D5		L1		L2	
		Imperial	Metric	Imperial	Metric	Imperial	Metric	Imperial	Metric	Imperial	Metric	Imperial	Metric
0.500	0127	1.000	25.40	1.124	28.56	0.559	14.20	1.248	31.70	0.543	13.79	0.312	7.93
0.625	0158	1.250	31.75	1.435	36.45	0.717	18.20	1.625	41.27	0.605	15.36	0.406	10.31
0.750	0191	1.375	34.93	1.575	40.00	0.843	21.40	1.720	43.70	0.605	15.36	0.406	10.31

Suggested Operating Limits

Maximum Operating Pressure Limits primarily depend upon Face Materials, Shaft Size, Speed and Media. Please refer to the Seal Type Specific PV Chart, found at the front of this Brochure Section, in combination with the Vulcan Multiplying Factors found in Technical and Material Standards Section 2.

GUARANTEED STOCK MATERIALS AND FACE MATERIAL CODE					
Seal And Seat Assembly		Rotary Face		Stationary Face	
Face Reference Term	Code	Material	Code	Material	Code
SOFT	C	M106K Carbon	C	99% Ceramic	A
SOFT VS HARD	D	M106K Carbon	C	VES2 RB SiC*	S
HARD VS SOFT	G	VES2 RB SiC*	S	99% Ceramic	A
HARD	S	VES2 RB SiC*	S	VES2 RB SiC*	S
Guaranteed Stock Elastomers: Viton®, E.P. and Nitrile			Guaranteed Stock Metallurgy: 304SS		

All types, sizes and materials shown are part of Vulcan's Guaranteed Ex-Stock Range, unless marked with an asterisk*. However, the asterisked seal and / or seat face materials are stocked in many, but not all, sizes.

Please refer to the Technical and Material Standards Section for advice and information on our full range of materials, guaranteed stock policies and more advice on operating limits.



Vulcan Stock O.E.M. Pump Seals



Section 11a



VULCAN® O.E.M. SEALS







We are the seal manufacturer most likely to have what you need direct from our stock

Vulcan are renowned for our complete range of Seal designs and guaranteed stocks. We can supply the vast majority of global seal requirements from stock. The following Section 11 gives an indication of the most commonly requested special dimension seals supplied ex-stock by Vulcan. Section 11A covers general industrial seals, Section 11b focuses on food, beverage and dairy industry seals. Seal identification is simplified by the images, dimension table, pertinent O.E.M. information and alphabetical listing by O.E.M. marque. In addition, extensive further information is readily available on our O.E.M. section price list and in the massive O.E.M data-base within our Web Portal.

Therefore, if you cannot see what you require, or are unsure of your requirement, please contact us, or your supplier.

The Vulcan range of O.E.M. specific seals is constantly expanding and this brochure section is thus dated and particularly, it only covers the "Guaranteed Stock" portion of our wider existing, tooled, designed and produced previously, range, (or those in future development).



Vulcan are leading providers of seals for O.E.M. Equipment due to the following principal advantages;






-  Ability to design and manufacture, almost any, seal style to customer requirements.
-  In-house production of practically all materials, components and the tools/moulds for the same.
-  Vertically integrated, in-house design, production and quality control, allows small runs and fast turn-around.
-  A Can-Do Philosophy linked to a commercial readiness to produce specials.
-  Agreements to produce a specific design/detail, that are then not made available for sale to anybody else.
-  The best Range, Quality, Service and Price available from any one manufacturer.

O.E.M. Index For Section 11—This section is in O.E.M. Alphabetical order

O.E.M.	PAGE	O.E.M.	PAGE	O.E.M.	PAGE
A.B.S. ®	93	Fristam ®	119	Osbourne Craig ®	116
A.P.V. ®	114	G.E.A. Tuchenhagen ®	127	Puma ®	115
Alfa Laval ®	110	Godwin ®	98	Rosista ®	116
Allweiler ®	94	Grundfos ®	99	Sarlin ®	99
Andritz ®	94	Haigh ®	101	S.P.P. ®	105
C.S.F. Inox ®	113	Hidrostal ®	102	Sterling Sihi ®	105
D.D.M.M. ®	117	Hilge ®	124	Tetra-Pak ®	110
Ebara ®	95	I.M.O. ®	101	Thune-Eureka ®	95
E.M.U. ® (Wilo ®)	106	Inoxpa ®	125	Tri-Clover ®	112
Eureka ®	95	Johnson S.P.X. ®	126	Tsurumi ®	105
I.T.T. Flygt ®	97	Kolmeks ®	101	Viking ®	106
I.T.T. Jabsco ®	125	K.S.B. ®	104	Wild Indag ®	117
I.T.T. Lowara ®	103	National Oilwell ®	105	Wilo ®	106

GUARANTEED STOCK MATERIALS KEY

The guaranteed stock materials for the O.E.M. and food sections are shown utilising a key system; for example;   304
All letters shown are the Vulcan standard elastomer and face combination codes, please refer to Pages 18 / 19 for more information.


KEY ICON	WHAT THE KEY ICON REPRESENTS
	Circular icons indicate which elastomers are guaranteed in stock, i.e. "V" for Viton, "N" for Nitrile and "E" for E.P.
	If more than one elastomer is guaranteed, all the relevant code letters are shown.
	Hexagonal icons indicate the rotary and stationary face combination codes which are guaranteed in stock, i.e.; "C" for Carbon vs Ceramic.
	Seals with multiple guaranteed stock face materials are shown with two or more hexagonal icons.
	Rectangular icons indicates the metallurgy utilised within the guaranteed stock seals.

The materials codes shown, on each page in this Section 11a following, are solely for our equivalents to the most popular known O.E.M. original seal specifications. Other materials are usually, also in stock or, are readily available.



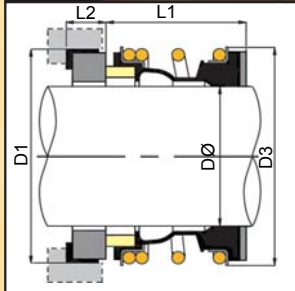
VULCAN® SEALS TO SUIT A.B.S.® PUMPS

TYPE 195 TO SUIT AFP- SERIES PUMPS N SS 304



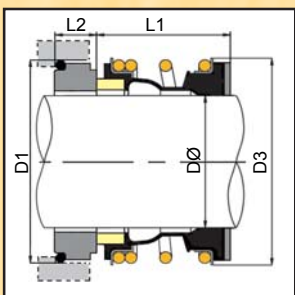
Elastomeric bellows seals for lower position in many common submersible pumps, including "AFP"-ranges. Each is supplied with a back-washer, unless stated. Commonly paired with either Type 282, Type 1577 or Type 1632 upper seals, details of which are below. For identification purposes, please cross-reference the O.E.M. part number shown below, or enquire.

The first table shows those size assemblies stocked and supplied with a Boot Mounted Stationary. Whilst the second table shown is for those with an 'O'-Ring Mounted Stationary.



VULCAN STANDARD SIZES

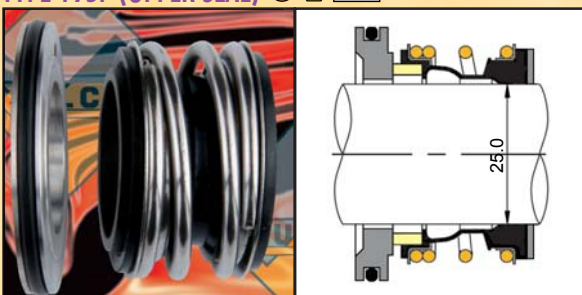
SHAFT SIZE DØ	SIZE CODE	D1	D3	L1	L2	O.E.M. PART NUMBER
15.00	0150	35.00	28.00	17.00	4.00	11110172
20.00	0200	35.00	36.00	21.50	7.50	11110001
25.00	0250	40.50	41.00	22.50	8.50	11110095
30.00	0300	50.80	47.00	24.00	9.50	11110096
40.00*	0400.B	58.00	60.00	33.50	11.00	11110144
45.00	0450	65.50	64.30	30.50	12.50	11110093
55.00*	0550	76.20	78.00	37.50	13.50	11110135
80.00	0800	104.00	106.50	40.00	15.00	11110051



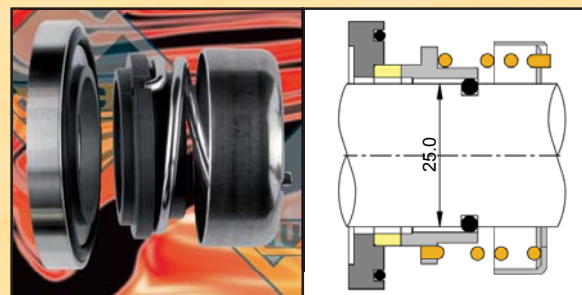
VULCAN STANDARD SIZES

SHAFT SIZE DØ	SIZE CODE	D1	D3	L1	L2	O.E.M. PART NUMBER
40.00	0400	58.00	60.00	33.50	11.00	11110055
48.00	0480	67.00	69.00	30.50	10.00	11110003
65.00	0650	86.00	90.00	39.00	12.00	11110050
90.00	0900	114.00	125.00	46.30	13.00	11110052
100.00	1000	123.30	130.00	46.00	13.30	11110053

TYPE 195P (UPPER SEAL) N Q 304

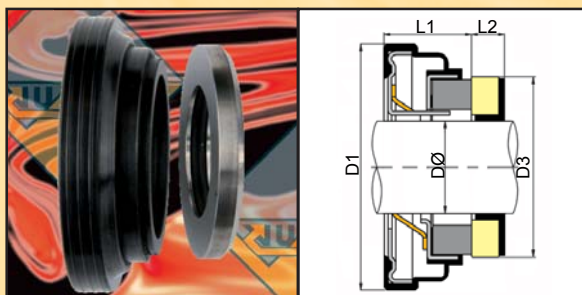


TYPE 820 (LOWER SEAL) VN S 304



Upper and lower 25 mm shaft size seals for use together, but available separately, to suit various A.B.S.® submersible pumps, including certain "JUMBO", "SP" and "RP" series, which were previously supplied as the "Pumpex®" brand.

TYPE 282 TO SUIT AF- AND PIRANHA SERIES PUMPS N P 304



Rubber-encased upper seals primarily for "Piranha-M or -S" range submersible pumps. The lower seal is normally 25mm or 30mm Type 195 seal, detailed above. For identification purposes, please cross-reference the O.E.M. part number, or enquire.

SHAFT SIZE DØ	SIZE CODE	D1	D3	L1	L2	O.E.M. PART NUMBER
25.00	0250	52.00	41.30	12.00	5.00	11100027 & 28
30.00	0300	57.00	41.30	12.00	5.50	11100029

Advice on our Material Codes shown above and our standard coding system are on Pages 91 & 18 of this brochure. For ease, please refer to our O.E.M. Price List where you will find a clear list, filterable by either the O.E.M.'s name or Vulcan Seal Type number, showing all common materials and stock codes, pricing and Stock Guarantee.

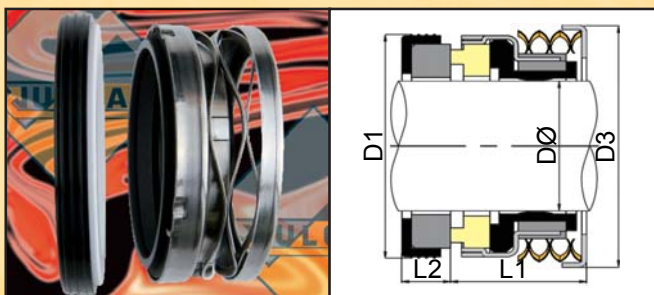
All seals / sizes / materials detailed above are guaranteed ex-stock, unless asterisked. For any other sizes, or identification by X-reference, please refer to the on-line O.E.M. database, or contact us with your requirements.



VULCAN® SEALS TO SUIT A.B.S.® PUMPS

Vulcan offer a wide range of seals to suit A.B.S.® pumps and mixers, especially submersible pumps.

TYPE 1577 TO SUIT AFP SERIES PUMPS

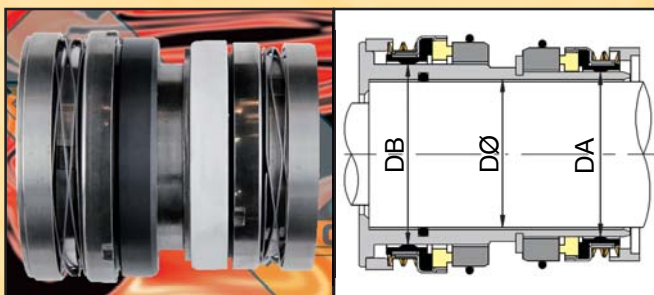


Elastomer diaphragm seals with sinusoidal wave-springs. 50mm size is routinely used as upper seal in certain "AFP" range submersible pumps, with 45mm Type 195 as the lower seal.

The 65mm Type 1577 is a lower seal, and is normally paired with the 55mm Type 195. For identification purposes, please cross-reference the O.E.M. part number shown below, or enquire.

SHAFT SIZE DØ	SIZE CODE	D1	D3	L1	L2	O.E.M.	GUARANTEED STOCK MATERIALS
50.00	0500	72.00	66.10	19.00	10.00	11100083	
65.00	0650	85.00	86.50	27.00	13.00	11110173	

TYPE 1578 TO SUIT K-SERIES PUMPS

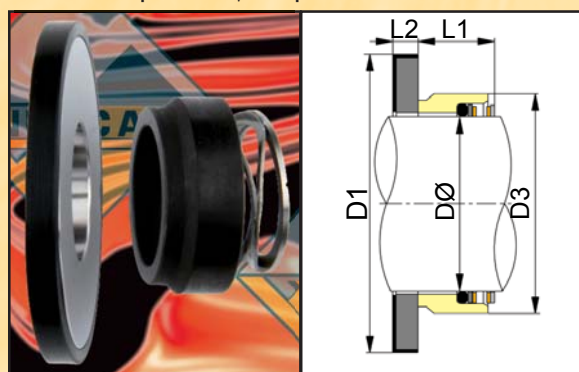
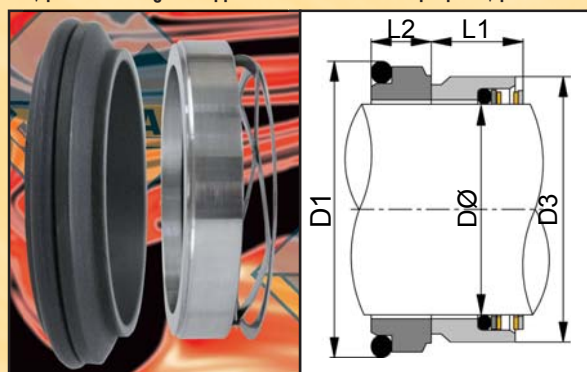


Elastomer diaphragm seals with sinusoidal wave-springs, supplied as upper and lower seals, ready mounted on a shaft sleeve, for installation directly into the bell-chamber style housing of A.B.S.® / Pumpex® "K" series pumps. For 25mm, 32mm or 35mm shaft sizes, please enquire.

SHAFT SIZE DØ	SIZE CODE	DA	DB
50.00	0500	55.00	60.00

TYPE 1632 TO SUIT AFP-SERIES PUMPS

'O'-Ring mounted wave-spring seals, routinely utilised in the upper-position of "AFP" series submersible pumps. The lower seal will normally be of Type 195, please see Page 92 opposite. For identification purposes, please cross-reference the O.E.M. part number, or enquire.



NB:- SHAFT SIZE 20mm (image above) HAS BOOT MOUNTED STATIONARY

SHAFT SIZE DØ	SIZE CODE	D1	D3	L1	L2	O.E.M.	GUARANTEED STOCK MATERIALS
20.00	0200	52.00	31.00	13.50	6.00	11100066	
48.00	0480	67.00	62.00	15.80	14.50	11100058	
65.00	0650	86.00	79.00	17.80	15.30	11100059	
80.00	0800	104.00	98.00	19.50	16.30	11100053	
90.00	0900	114.00	105.00	19.50	16.30	11100055	
100.00	1000	123.00	116.00	21.00	17.10	11100052	

Advice on our Material Codes shown above and our standard coding system are on Pages 91 & 18 of this brochure. For ease, please refer to our O.E.M. Price List where you will find a clear list, filterable by either the O.E.M.'s name or Vulcan Seal Type number, showing all common materials and stock codes, pricing and Stock Guarantee.

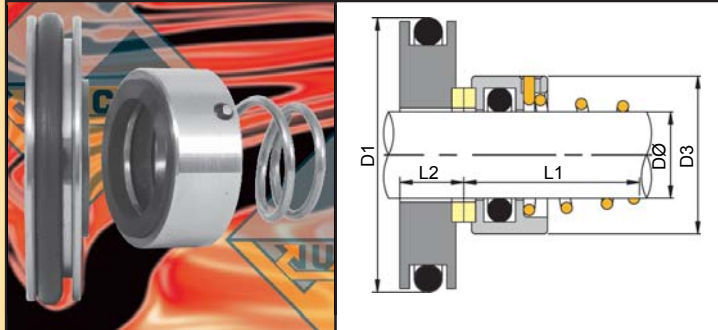
All seals / sizes / materials detailed above are guaranteed ex-stock, unless asterisked. For any other sizes, or identification by X-reference, please refer to the on-line O.E.M. database, or contact us with your requirements.



VULCAN® SEALS FOR ALLWEILER® PUMPS

Vulcan manufacture and stock a wide range of seals to suit Allweiler® pumps, including many standard range seals, such as the Type 8DIN and 8DINS, Type 24 and Type 1677M seals. The following are examples of specific dimensions seals designed to suit the internal dimensions of certain Allweiler® pumps only.

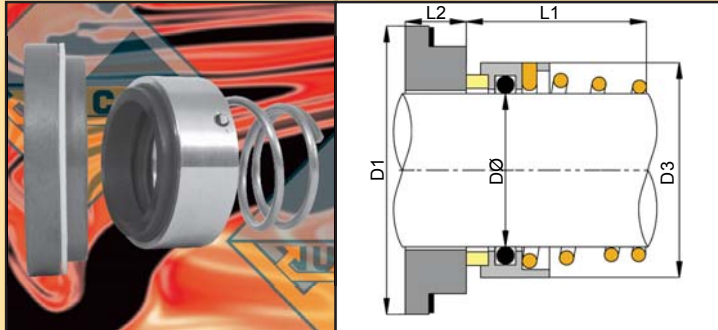
TYPE 8W TO SUIT BAS, SPF, ZAS AND ZASV SERIES PUMPS (V) (H) (D) 304



'O'-Ring mounted conical spring seals with distinctive stationaries, to suit the seal chambers of "BAS, SPF, ZAS and ZASV" series spindle or screw pumps, commonly found in ship's engine rooms on oil and fuel duties. Clockwise rotation springs are standard.

SHAFT SIZE DØ	SIZE CODE	D1	D3	L1	L2
15.00	0150	38.00	24.00	15.00	8.00
20.00	0200	45.00	31.00	19.50	8.50

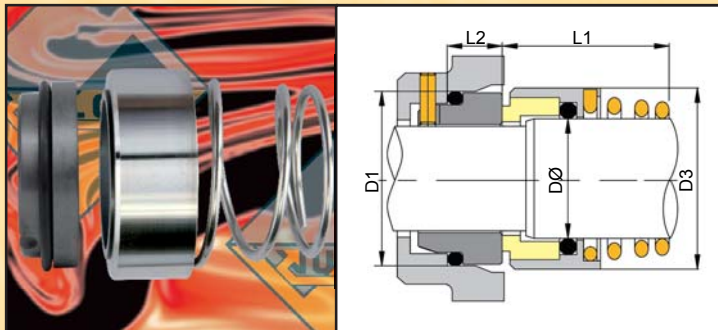
TYPE 8X TO SUIT SOB AND SOH SERIES PUMPS (V) (D) 304



'O'-Ring mounted conical spring 22mm seals with distinctive gasket mounted seat rings, to suit "SOB" and "SOH" series pumps, commonly found in ship's engine rooms. Clockwise rotation springs are standard.

SHAFT SIZE DØ	SIZE CODE	D1	D3	L1	L2
22.00*	0220	44.00	33.00	21.50	11.25

TYPE 82A TO SUIT L- AND LV- SERIES PUMPS (E) (D) 304

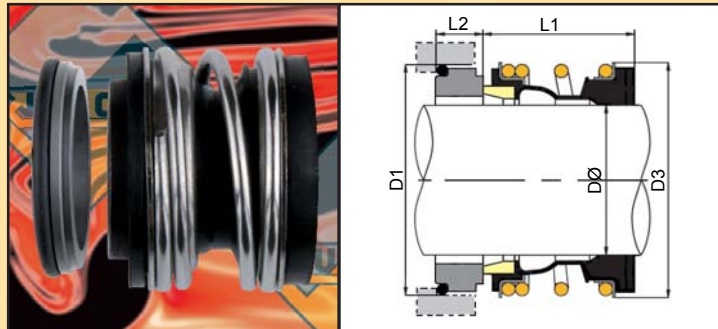


'O'-Ring mounted conical spring, stepped shaft, balanced seals with 'O'-Ring mounted stationaries, to suit specific dimensions of commonly marine-application "L and LV" series pumps. "LV" pumps have vertical shafts and only require one clockwise rotation seal, but "L-" series are horizontal, double-ended pumps and require one clockwise and one anti-clockwise seal per pump.

SHAFT SIZE DØ	SIZE CODE	D1	D3	L1	L2
28.00*	0330	43.00	46.00	39.50	8.5
30.00*	0350	45.00	49.00	39.50	9.0
45.00*	0500	63.00	66.00	55.00	9.0

Many Allweiler pumps accept Vulcan standard range seals, such as types 8DIN and 8DINS. Some of the seals, are detailed here or in earlier sections of the catalogue, if you can not find what you require, please contact us with the O.E.M. details for cross-reference on our database.

VULCAN® TYPE 198 SEALS TO SUIT ANDRITZ® PUMPS (EV) (AS) (SS) 304



'O'-Ring mounted rubber bellows seals to DIN24960 / EN12756 dimensions, but with a balanced rotary face profile and special stationary profiles, to suit service in Andritz® "S-" series centrifugal pumps, commonly found in paper and cellulose processing.

SHAFT SIZE DØ	SIZE CODE	D1	D3	L1	L2
38.00	0380	56.00	57.30	36.00	9.00
48.00	0480	66.00	69.00	36.00	9.00
53.00	0530	73.00	76.00	36.50	11.00
65.00*	0650	85.00	90.00	41.50	11.00
90.00*	0900	115.00	126.00	51.00	14.00

Advice on our Material Codes shown above and our standard coding system are on Pages 91 & 18 of this brochure. For ease, please refer to our O.E.M. Price List where you will find a clear list, filterable by either the O.E.M.'s name or Vulcan Seal Type number, showing all common materials and stock codes, pricing and Stock Guarantee.

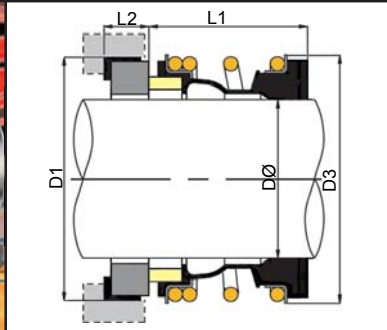
All seals / sizes / materials detailed above are guaranteed ex-stock, unless asterisked. For any other sizes, or identification by X-reference, please refer to the on-line O.E.M. database, or contact us with your requirements.



VULCAN® SEALS FOR EBARA® PUMPS

Vulcan offer a wide range of seals to suit Ebara® pumps, especially European models, including many standard range seals such as the Type 13, 13DIN and Type 126 seals. The following are specific dimension seals designed to suit the internal dimensions of certain Ebara® pumps.

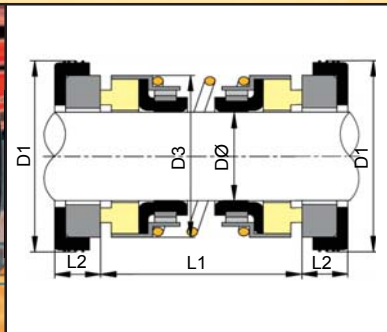

TYPE 198 TO SUIT EVM- AND EVMW- SERIES PUMPS (V) (SS) (D) 316



Rubber-bellows seals with boot mounted stationaries and Stainless Steel spacer-rings, to suit internal dimensions of Ebara® "EVM" and "EVMW" vertical multi-stage pumps.

SHAFT SIZE DØ	SIZE CODE	D1	D3	L1	L2
0.500	0127	23.00	24.00	15.00	8.60
16.00	0160	26.00	27.10	17.00	10.00
20.00	0200	35.00	36.00	21.50	11.50
28.00*	0280	43.00	47.00	26.50	10.00

TYPE 260A TO SUIT BEST-, RIGHT- AND DW- SERIES PUMPS (V) (WA) 304

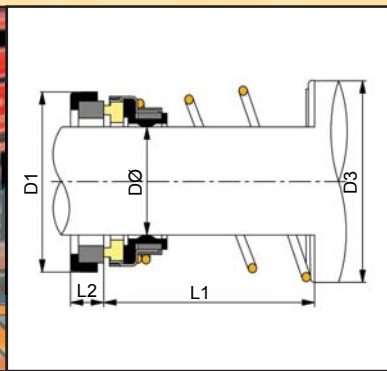


Rubber diaphragm double-ended seals with boot mounted stationaries, to suit the internal dimensions of Ebara® "Best-", "Right-" and "DW-" series, small submersible pumps. This common seal type is also utilised by other pump manufacturers for small portable submersible pumps.

SHAFT SIZE DØ	SIZE CODE	D1	D3	L1	L2
14.00	0140	30.00	20.00	26.00	5.00
15.00	0150	30.00	20.00	26.00	5.00
16.00	0160	30.00	20.00	26.00	5.00

VULCAN® SEALS TO SUIT EUREKA® PUMPS

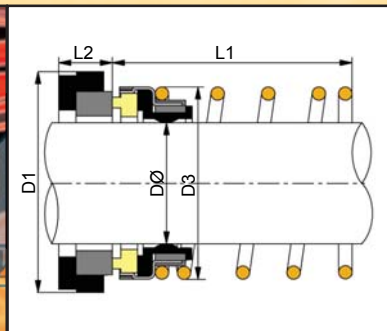

TYPE 277 TO SUIT CG- SERIES PUMPS (N) (C) 304



Vulcan manufacture and stock a variety of standard range seals to suit various Eureka® pumps (now part of Hamworthy®, formerly Thune-Eureka®). Type 277 is an elastomer diaphragm seal, with reverse taper seal to specifically suit the "CG-" series centrifugal pumps, widely used in marine applications.

SHAFT SIZE DØ	SIZE CODE	D1	D3	L1	L2	O.E.M. REF.
29.00	0290	47.63	46.00	32.00	11.99	CGA
35.00	0350	53.98	53.00	31.50	11.99	CGB
41.00	0410	60.35	59.30	32.50	11.99	CGC
48.00	0480	66.70	66.00	38.50	11.99	CGD
54.00	0540	73.05	70.00	41.00	13.50	CGE

TYPE 278 TO SUIT CAC, CAV AND CAX SERIES PUMPS (N) (C) 304




Elastomer diaphragm seals to 2.3/8" shaft size, with extended taper coil, to suit internal dimensions of Eureka® "CAC, CAV and CAX-" series centrifugal pumps, widely used in marine applications.

SHAFT SIZE DØ	SIZE CODE	D1	D3	L1	L2
2.375	0603	79.40	82.00	82.60	13.50

Advice on our Material Codes shown above and our standard coding system are on Pages 91 & 18 of this brochure. For ease, please refer to our O.E.M. Price List where you will find a clear list, filterable by either the O.E.M.'s name or Vulcan Seal Type number, showing all common materials and stock codes, pricing and Stock Guarantee.

All seals / sizes / materials detailed above are guaranteed ex-stock, unless asterisked. For any other sizes, or identification by X-reference, please refer to the on-line O.E.M. database, or contact us with your requirements.



TYPE 06 RANGE FOR FLYGT® PUMPS

The Vulcan range of Type 06 seals are designed as superior replacement seals for Flygt® and Grindex® submersible pumps and mixers, with no pump modifications necessary. The Type 06 designs require no additional fitting tool and most types have pre-set working lengths, operated by a removable setting dip for easy installation. All Vulcan Type 06 seals are stocked and fitted with optimal Nitrile elastomers and Carbon vs. T.C or SiC faces for Upper Seals and optimum Viton® elastomers with T.C vs. T.C or SiC vs. SiC faces for the lower seals. The stock codes tabulated below are for a complete seal and stationary.

Vulcan also stock Lip Seals and sets of 'O'-Rings for Flygt® pumps to complement our Type 06 range. The contents of each set is dependent upon pump model. The Vulcan code is constructed from the shaft size of the upper seal, our type code "06", and the Flygt® pump model preceded by a "V", and the material letter for the 'O'-rings, either "N" or "V". e.g; To order Vulcan 'O'-Ring set for pump model "2102-040", use Vulcan code "0220.06.N.V2102-000".

EXAMPLE UPPER SEAL DESIGNS AND CODES



0200.06G.U.N.E.



0350.06M.U.N.E.



0450.06O.U.N.E.



0600.06Q.U.N.E.

Flygt® Pump Model Series	Seal Shaft Sizes	Vulcan Upper Seal Stock Code	Vulcan Lower Seal Stock Code	Vulcan 'O'-Ring Set Code	Vulcan Additional Parts Code
2004, 2008, 2012, 2016	15mm	Lower Seal Only	0150.06D.N.Z.		
2024	20mm	0200.06A.U.N.E.	0200.06A.L.V.H.		
2050, 2052	15mm	Lower Seal Only	0150.06D.N.Z.		
2060	20mm	0200.06G.U.N.E.	0200.06G.L.V.H.		
2066	20mm	0200.06A.U.N.E.	0200.06A.L.V.H.	0200.06.N.V2066-000	
2070	22mm	0220.06E.U.N.E.	0220.06E.L.V.H.	0220.06.V.V2070-000	
2071	22mm	0220.06F.U.N.E.	0220.06F.L.V.H.	0220.06.V.V2070-000	
2075	20mm	0200.06A.U.N.E.	0200.06A.L.V.H.	0200.06.N.V2075-000	
2082-330	28mm	0280.06I.U.N.E.	0280.06I.L.V.H.	0280.06.N.V2082-330	
2084	35mm	0350.06K.U.N.E.	0350.06L.L.V.H.	0280.06.N.V2084-000	
2090, 2125, 2140	28mm	0280.06I.U.N.E.	0280.06I.L.V.H.	0280.06.N.V2125-000	
2135	35mm	0350.06K.U.N.E.	0350.06L.L.V.H.	0280.06.N.V2135-000	
2101	20mm	0200.06A.U.N.E.	0200.06A.L.V.H.		
2102	22mm	0220.06C.U.N.E.	0220.06C.L.V.H.	0220.06.V.V2102-000	
2151-010, -011, -050	35mm	0350.06K.U.N.E.	0350.06L.L.V.H.	0350.06.N.V2151-000	0350.06.LIP
2201-010	45/35mm	0450.06O.U.N.E.	0350.06K.L.V.H.	0450.06.V.V2201-000	
2201-011 HT or MT	45/35mm	0450.06O.U.N.E.	0350.06N.L.V.H.	0450.06.V.V2201-000	0450.06.LIP
2201-011 LT	45/35mm	0450.06O.U.N.E.	0450.06O.L.V.H.	0450.06.V.V2201-000	
2201-080, -320, -430, -480, -590, -690	45/35mm	0450.06O.U.N.E.	0350.06N.L.V.H.	0450.06.V.V2201-000	
2250, 2290	60mm	0600.06P.U.N.E.	0600.06P.L.V.H.		
2400	60mm	0600.06R.U.N.E.	0600.06R.L.V.H.	0600.06.N.V2400-000	0600.06.LIP
3041 (NOT -250 SIZE)	20mm	0200.06G.U.N.E.	0200.06G.L.V.H. OR 0200.06H.L.V.H.		
3057	20mm	0200.06G.U.N.E.	0200.06G.L.V.H. OR 0200.06H.L.V.H.	0200.06.N.V3057-000	
3065	20mm	0200.06A.U.N.E.	0200.06A.L.V.H.		
3067	20mm	0200.06G.U.N.E.	0200.06G.L.V.H. OR 0200.06H.L.V.H.	0200.06.V.V3067-000	
3068	20mm	0200.06G.U.N.E.	0200.06G.L.V.H. OR 0200.06H.L.V.H.	0200.06.V.V3068-000	
3080 (NOT -330 SIZE)	20mm	0200.06A.U.N.E.	0200.06A.L.V.H.	0200.06.V.V3080-000	
3080-330	35mm	0350.06K.U.N.E.	0350.06K.U.N.E.		
3082	22mm	0220.06E.U.N.E.	0220.06E.L.V.H.	0220.06.N.V3082-000	
3085	20mm	0200.06G.U.N.E.	0200.06G.L.V.H. OR 0200.06H.L.V.H.	0200.06.N.V3085-000	
3101	28mm	0280.06B.U.N.E.	0280.06B.L.V.H.	0280.06.N.V3101-000	
3102	25mm	0250.06J.U.N.E.	0250.06J.L.V.H.	0250.06.N.V3102-000	
3126-090, 3126-180	35mm	0350.06K.U.N.E.	0350.06K.L.V.H.	0350.06.N.V3126-000	0350.06.LIP
3126-091, -180, -280, -290, -998	35mm	0350.06K.U.N.E.	0350.06M.L.V.H.	0350.06.N.V3126-000	
3126-181	35mm	0350.06M.U.N.E.	0350.06M.L.V.H.	0350.06.N.V3126-000	
3127	35mm	0350.06M.U.N.E.	0350.06M.L.V.H.	0350.06.N.V3126-000	
3140 (NOT -980 SIZE)	45mm	0450.06O.U.N.E.	0450.06O.L.V.H.		0450.06.LIP
3152	45mm	0450.06O.U.N.E.	0450.06O.L.V.H.	0450.06.N.V3152-000	0450.06.LIP
3170	60mm	0600.06Q.U.N.E.	0600.06Q.L.V.H.	0600.06.N.V3170-000	0600.06.LIP
3200	60mm	0600.06P.U.N.E.	0600.06P.L.V.H.		
3201	60mm	0600.06Q.U.N.E.	0600.06Q.L.V.H.	0600.06.N.V3170-000	0600.06.LIP
3230, 3305, 3357	90/80mm	0900.06S.U.N.H.	0800.06S.L.V.H.		
3231, 3306, 3356	90/80mm	0900.06S.U.N.H.	0800.06S.L.V.H.	0900.06.N.V3231-000	
3170	60mm	0600.06Q.U.N.E.	0600.06Q.L.V.H.	0600.06.N.V3170-000	0600.06.LIP
3171	45mm	N/A	NOT AVAILABLE	0450.06.N.V3171-000	

All seal assemblies in the materials coded above are guaranteed ex-stock. For any other seals, or identification by X-reference, please refer to the on-line O.E.M. database, or contact us with your requirements.

For ease, please refer to our O.E.M. Price List where you will find a clear list, filterable by either the O.E.M.'s name or Vulcan Seal Type number, showing all common materials and stock codes, pricing and Stock Guarantee.



TYPE 06 RANGE FOR FLYGT® PUMPS

Robust, superior replacement mechanical seal designs, with Stainless Steel parts and Monolithic Carbide faces, provide higher seal capability, performance, reliability and pro-longed operating life. Pre-set, easy to install, with no pump modifications necessary.

No plastic working seal parts, no brazed nor inserted faces, no wave-springs nor any other design features or material which are prone to wear and failure, particularly in such arduous applications. Highly successful, proven designs, with over a decade of service, have now been even further developed with the enhancements of improved setting clips, change to cup-ended grub-screws mounted at 90 degrees to the shaft and with the option of SiC faces.

The Vulcan Type 06 Flygt Seal® design and material improvements reduces the costs of purchase and installation and most especially, provides increased seal performance, reliability and service life.


EXAMPLE LOWER SEAL DESIGNS AND CODES



0200.06G.L.V.H.



0350.06M.L.V.H.



0450.06O.L.V.H.



0600.06Q.L.V.H.

Flygt® Pump Model Series	Seal Shaft Sizes	Vulcan Upper Seal Stock Code	Vulcan Lower Seal Stock Code	Vulcan 'O'-Ring Set Code	Vulcan Additional Parts Code
3200	60mm	0600.06P.U.N.E.	0600.06P.L.V.H.		
3201	60mm	0600.06Q.U.N.E.	0600.06Q.L.V.H.	0600.06.N.V3170-000	0600.06.LIP
3202	60mm	N/A	NOT AVAILABLE	0600.06.V.V3202-000	
3230, 3305, 3357	90/80mm	0900.06S.U.N.H.¹	0800.06S.L.V.H.		
3231, 3306, 3356	90/80mm	0900.06S.U.N.H.¹	0800.06S.L.V.H.	0900.06.N.V3231-000	
3300	90/80mm	0900.06S.U.N.H.	0800.06S.L.V.H.	0900.06.N.V3300-000	
3310, 3350	90/120mm	0900.06S.U.N.H.¹	1200.06T.L.V.H.		
3311, 3312	90/120mm	0900.06S.U.N.H.¹	1200.06T.L.V.H.	1200.06.N.V3311-000	
3351	90/120mm	0900.06S.U.N.H.¹	1200.06T.L.V.H.	0900.06.N.V3400-000	
3355	90/80mm	0900.06S.U.N.H.¹	0800.06S.L.V.H.	1200.06.N.V3311-000	
3400, 3501, 3531, 3602	90mm	0900.06S.U.N.H.¹	0900.06U.L.V.H.¹	0900.06.N.V3400-000	
3500, 3530, 3600, 3601	90/120mm	0900.06S.U.N.H.¹	1200.06T.L.V.H.	1200.06.N.V3500-000	
3800	90/120mm	0900.06S.U.N.H.¹	1200.06T.L.V.H.	1200.06.N.V3800-000	
4351, 4352, 4400	20mm	0200.06G.U.N.E.	0200.06H.L.V.H.		
4410, 4430, 4460	60mm	Lower Seal Only	0600.06Q.L.V.H.	0600.06.N.V4410-000	0600.06.LIP
4450	35mm	Lower Seal Only	0350.06M.L.V.H.		
4650, 4660	60mm	Lower Seal Only	0600.06Q.L.V.H.		0600.06.LIP
4670, 4680	60mm	0600.06Q.U.N.E.	0600.06Q.L.V.H.		0600.06.LIP
5530	35mm	0350.06M.U.N.E.	0350.06M.L.V.H.		
5540	45mm	0450.06O.U.N.E.	0450.06O.L.V.H.		
7045	60mm	0600.06Q.U.N.E.¹	0600.06Q.L.V.H.	0800.06.N.V7045-000	
7050, 7051	90/80mm	0900.06S.U.N.H.¹	0800.06S.L.V.H.	0800.06.N.V7045-000	
7060, 7076	90/80mm	0900.06S.U.N.H.¹	0800.06S.L.V.H.	0800.06.N.V7045-000	
7055, 7061	90/80mm	0900.06S.U.N.H.¹	0800.06S.L.V.H.	0800.06.N.V7045-000	
7080	90/80mm	0900.06S.U.N.H.¹	0800.06S.L.V.H.		
7081, 7101, 7121	90mm	0900.06S.U.N.H.¹	0900.06U.L.V.H.	0900.06.N.V7081-000	
7100, 7115, 7120, 7140	90/120mm	0900.06S.U.N.H.¹	1200.06T.L.V.H.		
7570, 7585	90/120mm	0900.06S.U.N.H.¹	1200.06T.L.V.H.		
600-SERIES MOTORS, NOT 600 OR 680 SIZES	90mm	0900.06S.U.N.H.¹	N/A	0900.06.N.V605-000	
700-SERIES MOTORS	90mm	0900.06S.U.N.H.¹	N/A	0900.06.N.V705-000	
800-SERIES MOTORS	105mm	CONTACT US	N/A	1050.06.N.V805-000	
900-SERIES MOTORS	105mm	CONTACT US	N/A	1050.06.N.V905-001	
I.T.T. GRINDEX® MODELS					
MAJOR 8116	25/24mm	0250.06Z.U.N.E.¹	0240.06Z.L.V.H.		
MASTER 8105 180	25/24mm	0250.06Z.U.N.E.¹	0240.06Z.L.V.H.		
MATADOR	25/24mm	0250.06Z.U.N.E.¹	0240.06Z.L.V.H.		
MAXI 5154, 8107 H & N	45/35mm	0450.06O.U.N.E.	0350.06N.L.V.H.		
MAXI 8107 LOW	45mm	0450.06O.U.N.E.	0450.06O.L.V.H.		
MIDI, MINEX, MINI	25/24mm	0250.06Z.U.N.E.¹	0240.06Z.L.V.H.		
MINETTE 8115	25/24mm	0250.06Z.U.N.E.¹	0240.06Z.L.V.H.		
MINOR 2501	25/24mm	0250.06Z.U.N.E.¹	0240.06Z.L.V.H.		
SALVADOR 7121, 8118 280	25/24mm	0250.06Z.U.N.E.¹	0240.06Z.L.V.H.		
SANDY 8120 280	25/24mm	0250.06Z.U.N.E.¹	0240.06Z.L.V.H.		
SENIOR 8119 280	25/24mm	0250.06Z.U.N.E.¹	0240.06Z.L.V.H.		
READY 4, 8, 12, 16	15mm	Lower Seal Only	0150.06D.N.Z.		
READY 24	20mm	0200.06A.U.N.E.	0200.06A.L.V.H.		
READY 90	28mm	0280.06I.U.N.E.	0280.06I.L.V.H.		
STEADY 7	20mm	0200.06G.U.N.E.	0200.06G.L.V.H.		

FOR ANY PUMP MODELS NOT LISTED ABOVE; PLEASE CONTACT US; AS MODELS CONTINUALLY EVOLVE.

FOR ALL SEAL CODES ANNOTATED WITH "¹", THE STOCK CODES STATED FOR THIS MODEL ARE AS SHOWN IN THE VERY LARGE MAJORITY OF INSTANCES. HOWEVER, SOME ALTERNATIVES DO EXIST; PLEASE CHECK THE PART NUMBERS FOUND ON THE O.E.M SEAL WITHIN OUR O.E.M. DATABASE.

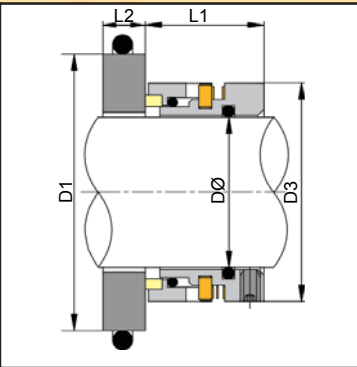
All seal assemblies in the materials coded above are guaranteed ex-stock. For any other seals, or identification by X-reference, please refer to the on-line O.E.M. database, or contact us with your requirements.

For ease, please refer to our O.E.M. Price List where you will find a clear list, filterable by either the O.E.M.'s name or Vulcan Seal Type number, showing the seal's materials and stock codes, pricing and our Stock Guarantee.



VULCAN® SEALS FOR GODWIN® PUMPS

TYPE 1653 TO SUIT DRI-PRIME® SERIES PUMPS NV S 304



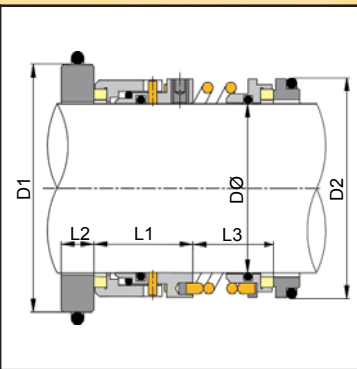
Vulcan manufacture and stock a range of specific seal types to suit Godwin® "Dri-Prime®" pumps, in materials suitable for all clean and dirty water transfer duties.

40mm and 50mm sizes normally operate as single seals. Please contact us if you require 60mm size seals.

The Type 1653 is a robust heavy-duty design for more abrasive medias, for lower solid content fluids, the Type 1724P can be used, please see details below.

SHAFT SIZE DØ	SIZE CODE	D1	D3	L1	L2
40.00	0400	69.90	56.00	32.00	7.50
50.00	0500	89.90	71.00	34.00	13.00

TYPE 1653D TO SUIT DRI-PRIME® SERIES PUMPS NV Z 304

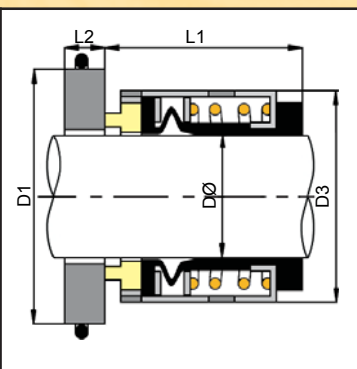


For larger "Dri-Prime®" pumps with 75mm shaft sizes, a double seal is required. The most common arrangement is directly replaced by the Vulcan Type 1653D, which shares a similar construction to the Type 1653 but with an additional single-spring component seal assembly to seal the oil-bath.

For all Godwin® pumps, please contact us with the O.E.M. details for cross-reference and identification.

SHAFT SIZE DØ	SIZE CODE	D1	D2	L1	L2	L3
75.00	0750	109.90	98.00	45.50	14.90	37.00

TYPES 1724P AND 1725P TO SUIT DRI-PRIME® SERIES PUMPS N S 304



Vulcan Types 1724P and 1725P are designed to suit smaller models of "Dri-Prime®" pumps, and offer an easy to install elastomer bellows seal that is designed to suit the length of the seal chamber, removing the need to set the seal on the shaft with set screws. Type 1724 uses a standard Vulcan rotary, Type 1725 has the same design but with a reduced working length.

For a heavy-duty alternative design, please see the Type 1653 detailed at the top of the page.

SHAFT SIZE DØ	SIZE CODE	D1	D3	L1	L2	VULCAN TYPE
40.00	0400	69.90	56.00	32.00	7.35	1725P
50.00	0500	64.50	66.00	34.50	10.30	1724P

Advice on our Material Codes shown above and our standard coding system are on Pages 91 & 18 of this brochure. For ease, please refer to our O.E.M. Price List where you will find a clear list, filterable by either the O.E.M.'s name or Vulcan Seal Type number, showing all common materials and stock codes, pricing and Stock Guarantee.

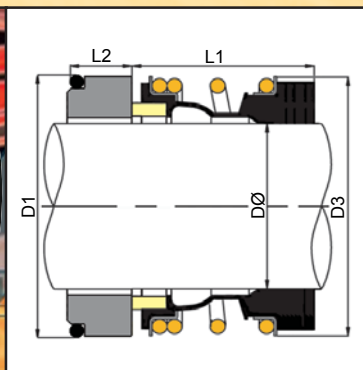
All seals / sizes / materials detailed above are guaranteed ex-stock, unless asterisked. For any other sizes, or identification by X-reference, please refer to the on-line O.E.M. database, or contact us with your requirements.



VULCAN® SEALS FOR GRUNDFOS® PUMPS

Vulcan manufacture and stock a wide range of standard range and specific seal types to suit all types of Grundfos® pumps, including former Sarlin® submersible pumps and Hilge® sanitary pumps. Vulcan seals for Grundfos® Hilge® sanitary pumps are dealt with in the following Food and Dairy Seals section. Please contact us with the O.E.M. details and part numbers for cross-reference and identification, if your requirement is not shown.

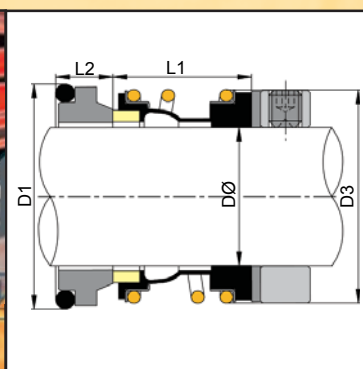
TYPE 192G SEALS TO SUIT GRUNDFOS® PUMP RANGES EV E H 304



Vulcan manufacture and stock Type 192G elastomer bellows seals designed to replace the Grundfos® seal styles "A-" and "B-" with a single, superior performing and easier to install seal design, in the majority of their centrifugal pump ranges.

SHAFT SIZE DØ	SIZE CODE	D1	D3	L1	L2
12.00	0120	23.00	24.00	25.90	15.00
16.00	0160	27.00	28.00	28.40	12.30
22.00	0220	37.00	36.50	30.00	11.10
33.00	0330	48.00	51.00	35.00	7.50

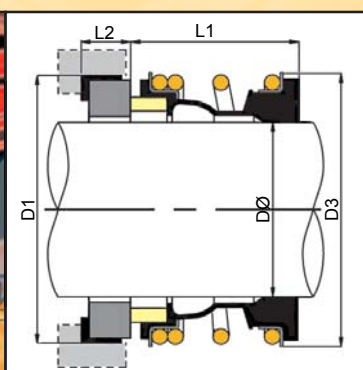
TYPE 196 16MM SEALS TO SUIT CP-SERIES PUMPS E D 304



Vulcan manufacture and stock 16mm elastomer bellows seals with spacer and damp ring to suit the Grundfos® "CP" series pumps. Widely utilised in building service applications.

SHAFT SIZE DØ	SIZE CODE	D1	D3	L1	L2
16.00	0160	31.50	28.50	21.50	10.50


TYPE 196 22MM SEALS TO SUIT LP-SERIES PUMPS E E H 304



Vulcan manufacture and stock 22mm elastomer bellows seals with special profile boot mounted seats to suit Grundfos® "LM", "LP, LPD and LPE" series pumps. Widely utilised in building service applications.

SHAFT SIZE DØ	SIZE CODE	D1	D3	L1	L2
22.00	0220	37.00	36.00	33.00	12.00

TYPES 953 AND 954 SEALS TO SUIT CR-SERIES PUMPS EV U H 316



Vulcan manufacture and stock 12mm and 16mm Type 953 screw-fit semi-cartridge seals and 22mm Type 954 push-fit semi-cartridge seals to replace Grundfos® "H-" code seals installed in CR, CRI, CRIE series vertical multi-stage pumps. Type 953 and 954 are intended for all standard clockwise rotation pumps. 16mm Type 953 is also available in "953L" format specifically for "CRI5SF" models with anti-clockwise rotation shafts.



Advice on our Material Codes shown above and our standard coding system are on Pages 91 & 18 of this brochure. For ease, please refer to our O.E.M. Price List where you will find a clear list, filterable by either the O.E.M.'s name or Vulcan Seal Type number, showing all common materials and stock codes, pricing and Stock Guarantee.

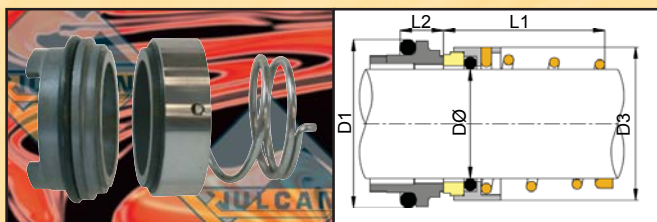
All seals / sizes / materials detailed above are guaranteed ex-stock, unless asterisked. For any other sizes, or identification by X-reference, please refer to the on-line O.E.M. database, or contact us with your requirements.



VULCAN® SEALS FOR GRUNDFOS® PUMPS

The following Types are designed for Grundfos® submersible pump ranges formerly branded as Sarlin®.

TYPE 81 SEALS TO SUIT S-SERIES SUBMERSIBLE PUMPS V S D 304



Vulcan manufacture and stock 'O'-Ring mounted conical spring seals with positive drive, specifically designed to suit Grundfos® "S-" series pumps, with the older generation seal style installed. The O.E.M. older style seal is a conical single spring seal. For newer style seals, being multiple-spring, please see Types 40S8 and 42, at the foot of this page.

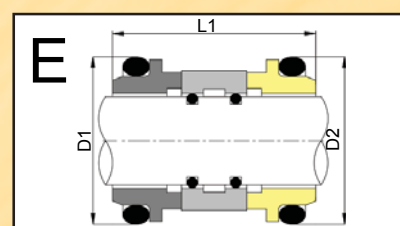
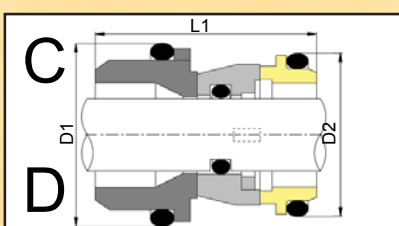
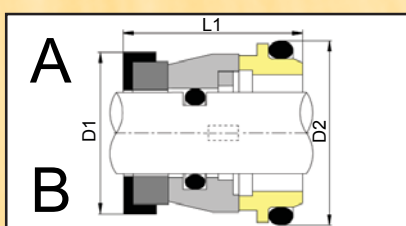
SHAFT SIZE DØ	SIZE CODE	D1	D3	L1	L2
25.00	0250	38.00	36.00	26.50	10.00
32.00	0320	48.00	46.00	28.50	11.00
38.00	0380	55.00	53.00	33.50	11.50

TYPE 86 SEALS TO SUIT SE- AND SV-SERIES PUMPS V Z N/A

Vulcan manufacture and stock 'O'-Ring mounted double seals with varying face profiles, specifically designed for Grundfos® "SE-" and "SV-" series submersible pumps. Each size has a unique face profile, particularly relating to the central rotary face. Inboard seal and stationary faces are Monolithic Silicon Carbide, whilst the oil-bath side stationary is Monolithic Carbon.



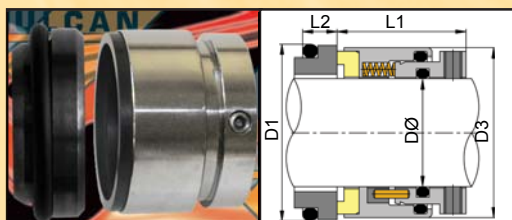
DIAGRAM	SHAFT SIZE DØ	SIZE CODE	TYPE CODE	D1	D2	L1
A	16.00	0160	86B	28.00	35.00	30.00
B	16.00	0160	86	28.00	35.00	30.00
C	24.00	0240	86	48.00	45.00	50.00
D	24.00	0300	86	48.00	45.00	50.00
E	38.00	0380	86	53.00	56.00	65.50



TYPES 40S8 AND 42 SEALS TO SUIT S-SERIES PUMPS

Vulcan manufacture and stock 'O'-Ring mounted multi-spring, balanced seals, specifically designed for Grundfos® "S-" series submersible pumps; upper and lower positions. Type 40S8 is for the upper, oil bath position, and Type 42 with the distinctive stationary profile, is for the lower, impeller position. 65mm Size Type 42 lower seal has a distinctive extended barrel with two 'O'-Rings to seal inside impeller recess, as per the original O.E.M. seal.

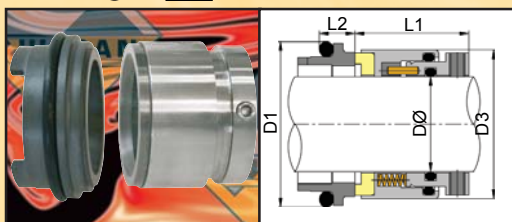
TYPE 40S8 V DS 316



SHAFT SIZE DØ	SIZE CODE	TYPE CODE	D1	D3	L1	L2
38.00	0380	40S	56.00	53.00	34.00	11.00
50.00	0500	40S8	70.00	65.60	34.50	9.50
65.00	0650	40S8	85.00	84.20	36.50	11.00

Please refer to our extensive O.E.M. Database in our Web Portal or contact us with the O.E.M. details or part numbers for cross-reference and identification.

TYPE 42 V S 304



SHAFT SIZE DØ	SIZE CODE	D1	D3	L1	L2
32.00	0320	48.00	46.00	34.00	11.00
38.00	0380	55.00	53.00	34.00	11.50
50.00	0500	70.00	65.60	34.50	14.00
65.00	0650	85.00	84.20	66.00	15.00

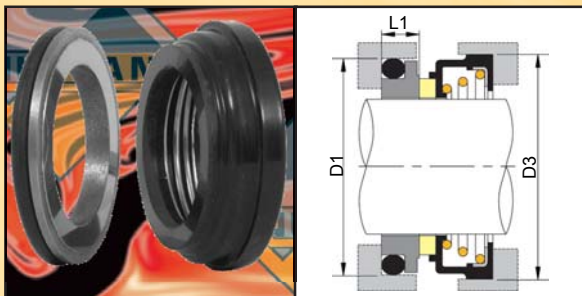
Advice on our Material Codes shown above and our standard coding system are on Pages 91 & 18 of this brochure. For ease, please refer to our O.E.M. Price List where you will find a clear list, filterable by either the O.E.M.'s name or Vulcan Seal Type number, showing all common materials and stock codes, pricing and Stock Guarantee.

All seals / sizes / materials detailed above are guaranteed ex-stock, unless asterisked. For any other sizes, or identification by X-reference, please refer to the on-line O.E.M. database, or contact us with your requirements.



VULCAN® SEALS TO SUIT HAIGH® / I.M.O.®

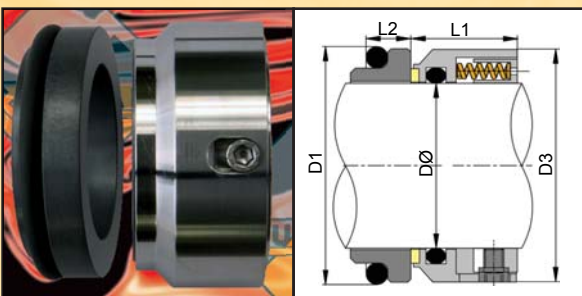
VULCAN® TYPE 28 TO SUIT HAIGH® MACERATORS (N)(F) 304



Vulcan manufacture and stock 1.1/4" rotaries, and 1.3/4" complete seals, to suit Haigh® macerators. Rotaries have Carbon faces with Nitrile elastomers, complete seals have a Ni-Resist cast iron stationary with a Nitrile 'O'-Ring.

SHAFT SIZE DØ	SIZE CODE	D1	D3	L1
1.500	0317	N/A	57.50	N/A
1.750	0444	67.00	70.00	7.50

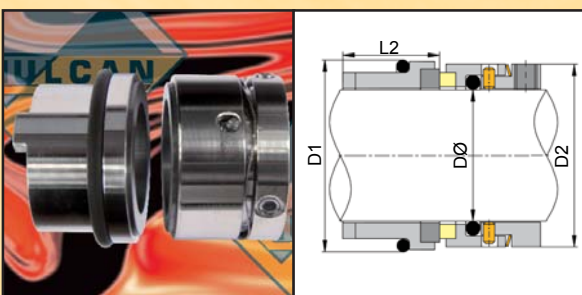
VULCAN® TYPE 1620 TO SUIT HAIGH® MACERATORS (V)(S) 304



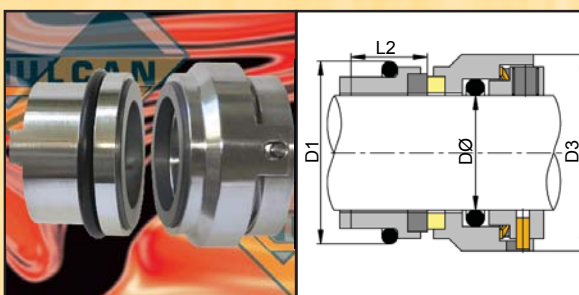
Vulcan manufacture and stock 42mm complete multi-spring 'O'-Ring mounted seals with 'O'-Ring mounted seats to suit Haigh® macerators.

SHAFT SIZE DØ	SIZE CODE	D1	D3	L1	L2
42.00	0420	62.00	65.00	30.15	14.10

VULCAN® TYPE 1689 TO SUIT I.M.O.® PUMPS (V)(S) 304



VULCAN® TYPE 1690 TO SUIT I.M.O.® PUMPS (V)(S) 304



VULCAN® SEALS TO SUIT I.M.O.® PUMPS

Vulcan manufacture and stock a wide range of standard dimension seals to suit I.M.O.® pumps, commonly found in marine applications.

To replace the five-part O.E.M. seal supplied for ACE series pumps, generations 3 and above, Vulcan have designed the following seals, which offer a standard configuration seal with a rotary and a stationary, which is far easier to install than the original O.E.M. seal.

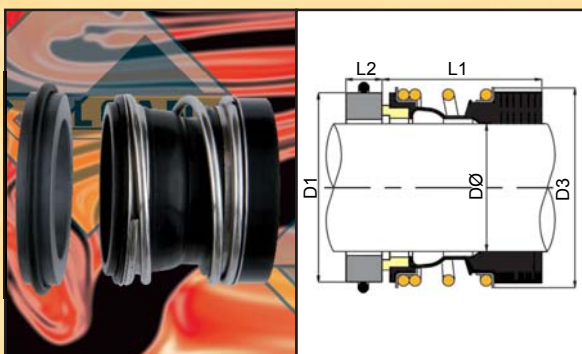
To replace O.E.M. seal types "T" and "Q" please use Vulcan Type 1689.

To replace O.E.M. seal types "U" and "V" please use Vulcan Type 1690.

For other I.M.O.® requirements, please contact us with details.

SHAFT SIZE DØ	SIZE CODE	D1	D2	D3	L2
22.00	0220	35.00	33.00	38.00	23.50

VULCAN® TYPE 144 TO SUIT KOLMEKS® PUMPS (E)(D) 304



Vulcan manufacture and stock a range of rubber bellows seals with distinctive 'O'-Ring mounted stationaries, to suit Kolmek's® A-, L-, N- and T- series circulating pumps. These pumps are also seen with other brand names, such as Armstrong®, Pullen® and I.T.T. Flygt®.

SHAFT SIZE DØ	SIZE CODE	D1	D3	L1	L2
12.00	0120	22.22	22.00	25.40	5.50
18.00	0180	30.15	32.00	24.50	8.00
25.00	0250	36.73	39.00	25.40	8.00
32.00	0320	46.00	46.00	30.15	8.50
40.00	0400	58.00	56.00	36.00	9.00

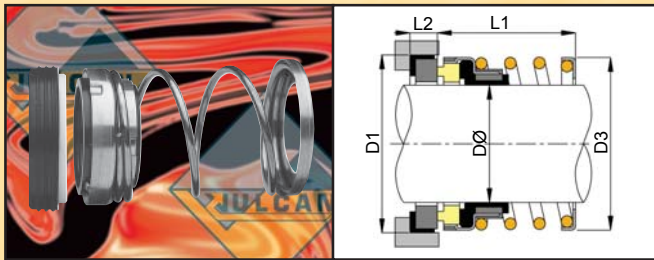
Advice on our Material Codes shown above and our standard coding system are on Pages 91 & 18 of this brochure. For ease, please refer to our O.E.M. Price List where you will find a clear list, filterable by either the O.E.M.'s name or Vulcan Seal Type number, showing all common materials and stock codes, pricing and Stock Guarantee.

All seals / sizes / materials detailed above are guaranteed ex-stock, unless asterisked. For any other sizes, or identification by X-reference, please refer to the on-line O.E.M. database, or contact us with your requirements.



VULCAN® SEALS FOR HIDROSTAL® PUMPS

TYPE 11 NV C 304

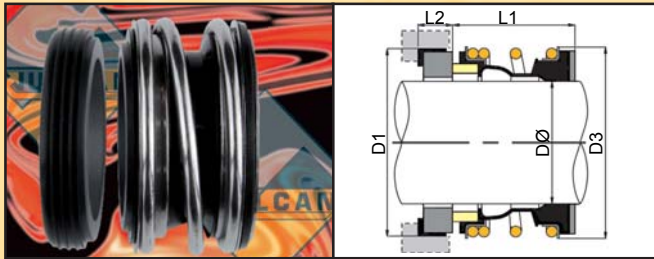


Vulcan standard Type 11 diaphragm seals to replace O.E.M. "C-" and "V-" type seals. NB:- Size code 0250 is a Type 20 not our Type 11. These seals are fitted in the inner oil bath position.

Product side seals are either a rubber bellows type seal, as per our Type 194, shown below. Or rubber encased seals which can be replaced by our Type 41, as detailed below.

SHAFT SIZE DØ		SIZE CODE	D1		D3		L1		L2		O.E.M. SEAL CODE
IMPERIAL	METRIC		IMPERIAL	METRIC	IMPERIAL	METRIC	IMPERIAL	METRIC	IMPERIAL	METRIC	
0.875	22.23	0222	1.500	38.10	1.315	33.400	0.937	23.80	0.405	10.28	C0.6 , V0.6
0.984	25.00	0250	1.594	40.50	1.543	39.200	1.000	25.40	0.406	10.32	C025
1.125	28.58	0286	1.750	44.44	1.823	46.300	1.062	26.97	0.437	11.10	C1.1 , V1.1
1.375	34.93	0349	2.000	50.80	2.071	52.600	1.125	28.58	0.437	11.10	C1.3
1.500	38.10	0381	2.125	53.98	2.197	55.800	1.125	28.58	0.437	11.10	C1.5
2.000	50.80	0508	2.750	69.85	2.874	73.000	1.500	38.10	0.500	12.70	C2.0
2.500	63.50	0635	3.375	85.73	3.343	84.900	1.812	46.02	0.562	14.28	C2.5
3.000	76.20	0762	3.875	98.43	4.043	102.700	2.062	52.37	0.625	15.88	C3.0

TYPE 194 V SS 304

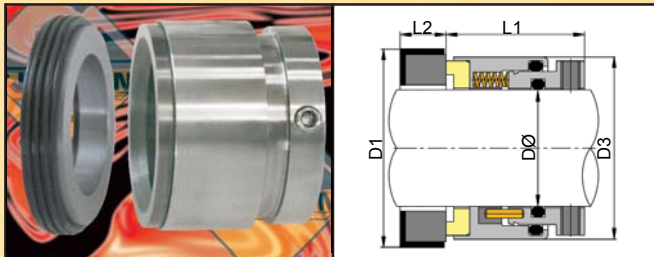


Vulcan Type 194 robust rubber bellows seals to replace O.E.M. "G-" type seals. Seal sizes from 0286 and up are supplied with steel back-washer, to separate the seal bellows from the shaft circlip. Size code 0200 to replace O.E.M. "G020K" is standard Vulcan Type 19B seal.

Usually fitted in tandem with our Type 11 seals, detailed above, or our Type 41 seals, shown below.

SHAFT SIZE DØ		SIZE CODE	D1		D3		L1		L2		O.E.M. SEAL CODE
IMPERIAL	METRIC		IMPERIAL	METRIC	IMPERIAL	METRIC	IMPERIAL	METRIC	IMPERIAL	METRIC	
0.625	15.88	0158	1.187	30.14	1.102	28.00	0.875	22.23	0.405	10.28	G016 , M0.6
0.787	20.00	0200	1.500	38.10	1.417	36.00	1.181	30.00	0.394	10.00	G020
0.787	20.00	0200	1.378	35.00	1.594	40.50	0.846	21.50	0.295	7.50	G020K
1.125	28.58	0286	1.750	44.44	1.850	47.00	1.062	26.97	0.437	11.10	G1.1
1.500	38.10	0381	2.125	53.98	2.283	58.00	1.125	28.58	0.437	11.10	G1.5
2.000	50.80	0508	2.750	69.85	2.795	71.00	1.500	38.10	0.500	12.70	G2.0
2.500	63.50	0635	3.375	85.73	3.543	90.00	1.812	46.02	0.562	14.28	G2.5
3.000	76.20	0762	3.875	98.43	4.016	102.00	2.062	52.37	0.625	15.88	G3.0
3.740	95.00	0950	4.876	123.85	5.157	131.00	2.375	60.33	0.752	19.10	G095
3.937*	100.00	1000	4.876	123.85	5.157	131.00	2.375	60.33	0.752	19.10	G100

TYPE 41



Vulcan Type 41 is a unitised, highly robust, balanced multi-spring seal to replace O.E.M. "M-" and "X-" type seals. Type 41 is designed to replace the single-spring rubber-encased O.E.M. seals, that can often fail when the rubber loses its bond with the seal faces and metal parts. Seal size 0950 has an 'O'-Ring type stationary, not boot mount. Usually fitted in tandem with either our Type 11 or Type 194 seals, shown above.

SHAFT SIZE DØ		SIZE CODE	D1		D3		L1		L2		O.E.M. SEAL CODE	GUARANTEED STOCK MATERIALS
IMPERIAL	METRIC		IMPERIAL	METRIC	IMPERIAL	METRIC	IMPERIAL	METRIC	IMPERIAL	METRIC		
1.125	25.58	0286	1.750	44.44	1.732	44.00	1.181	30.00	0.319	8.10	M1.1	V I 316
1.500	38.10	0381	2.125	53.98	2.157	54.80	1.244	31.60	0.319	8.10	M1.5	V I 316
2.000	50.80	0508	2.750	69.85	2.661	67.60	1.500	38.10	0.500	12.70	M2.0 , X2.0	V S 316
2.500	63.50	0635	3.375	85.73	3.082	78.30	1.812	46.20	0.562	14.28	M2.5 , X2.5	V S 316
3.000*	76.20	0762	3.875	98.43	3.689	93.70	2.063	52.40	0.625	15.88	M3.0 , X3.0	V S 316
3.740	95.00	0950	4.876	123.85	5.039	128.00	2.477	62.90	0.649	16.50	X095	V S 316

Advice on our Material Codes shown above and our standard coding system are on Pages 91 & 18 of this brochure. For ease, please refer to our O.E.M. Price List where you will find a clear list, filterable by either the O.E.M.'s name or Vulcan Seal Type number, showing all common materials and stock codes, pricing and Stock Guarantee.

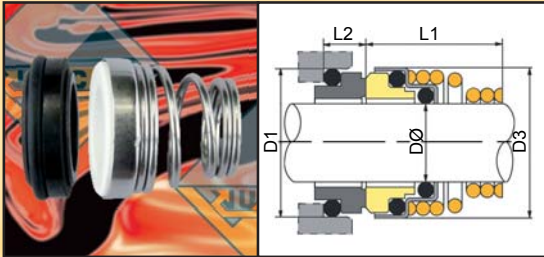
All seals / sizes / materials detailed above are guaranteed ex-stock, unless asterisked. For any other sizes, or identification by X-reference, please refer to the on-line O.E.M. database, or contact us with your requirements.



VULCAN® SEALS FOR LOWARA® PUMPS

Vulcan offer a wide range of seals to suit I.T.T. Lowara® pumps, especially centrifugal circulation pumps. Many I.T.T. Lowara® pumps use standard range seals, especially Type 13 and Type 13DIN, the following Types are specific dimension seals to suit certain ranges where a standard seal cannot be installed. For other I.T.T. Lowara® requirements, please contact us with details.

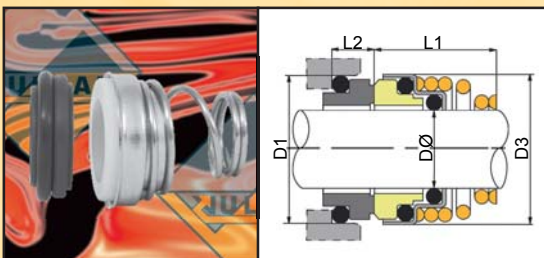
TYPE 130 TO SUIT FC-, FH- AND SH- SERIES PUMPS (EV) (B) 304



Vulcan manufactures a range of 'O'-Ring mounted conical spring seals to EN12756/DIN24960 "LTK" dimensions, to suit "FC-, FH-, SH-" series pumps.

SHAFT SIZE DØ	SIZE CODE	D1	D3	L1	L2
14.00	0140	25.00	24.00	22.20	7.00
22.00	0220	37.00	36.00	27.50	10.00
28.00	0280	43.00	42.00	32.50	10.00
33.00*	0330	48.00	46.50	32.50	10.00

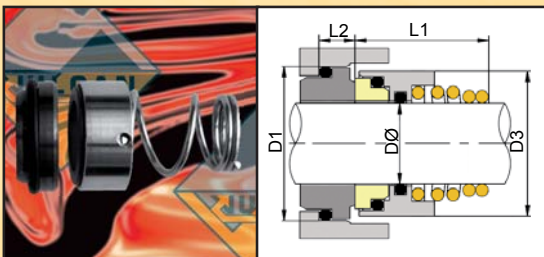
TYPE 131 TO SUIT CE- AND CO- SERIES PUMPS (NEV) (B) (I) (H) 304



Vulcan manufacture and stock a 14mm Type 131 seal to suit the reduced length seal chamber of various circulating pumps, such as "CE-" and "CO-" ranges with newer "A" suffix motors. The Type 131 is the same dimensions to Vulcan Type 13, except for the reduced rotary working length.

SHAFT SIZE DØ	SIZE CODE	D1	D3	L1	L2
14.00	0140	23.10	24.00	16.60	6.00

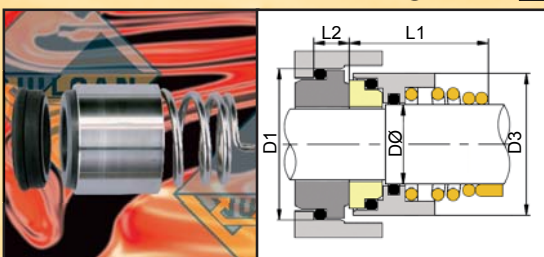
TYPE 135 TO SUIT SV- AND SVI- SERIES PUMPS (EV) (I) 304



Vulcan manufacture and stock a range of 'O'-Ring mounted, robust conical spring seals to EN12756 / DIN24960 "LTK" dimensions, to suit "SV- and SVI-" series pumps. 12mm and 16mm also suit certain "e-SV-" series models

SHAFT SIZE DØ	SIZE CODE	D1	D3	L1	L2
12.00	0120	23.00	21.00	25.50	7.00
16.00	0160	27.00	26.00	28.00	7.00
25.00	0250	40.00	36.00	30.00	10.00

TYPE 139 TO SUIT e-SV SERIES PUMPS (V) (R) (SC) 316



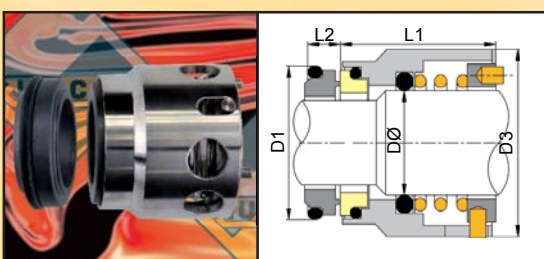
Vulcan manufacture and stock a 20 / 18mm step-balanced, 'O'-Ring mounted, robust conical spring seal with positive drive from the coil, to suit certain models of "e-SV-" series pumps.

Vulcan Stock Codes; W-0200.139.R.V.R. - SiC vs SiC

W-0200.139.R.V.S.C. - SiC vs Carbon

SHAFT SIZE DØ	SIZE CODE	D1	D3	L1	L2
16.00	0200	26.90	29.50	34.00	7.00

TYPE 822 TO SUIT SV AND e-SV SERIES PUMPS (E) (S) 316



Vulcan manufacture and stock a 22/26mm step-balanced, 'O'-Ring mounted, robust single spring seal with positive drive from three drive studs on the coil base, to suit larger models of "SV- and e-SV-" series pumps.

Vulcan Stock Code; W-0220.822.E.S. - SiC vs SiC

SHAFT SIZE DØ	SIZE CODE	D1	D3	L1	L2
26.00	0220	37.00	43.00	38.00	7.00

Advice on our Material Codes shown above and our standard coding system are on Pages 91 & 18 of this brochure. For ease, please refer to our O.E.M. Price List where you will find a clear list, filterable by either the O.E.M.'s name or Vulcan Seal Type number, showing all common materials and stock codes, pricing and Stock Guarantee.

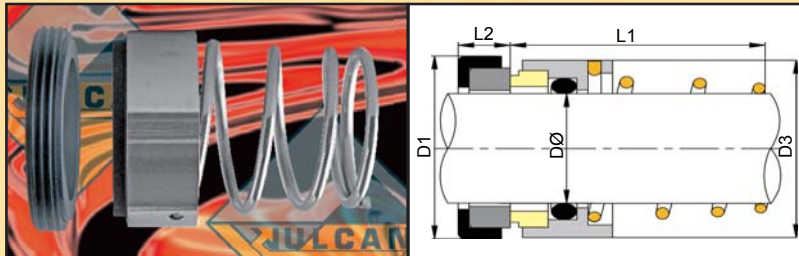
All seals / sizes / materials detailed above are guaranteed ex-stock, unless asterisked. For any other sizes, or identification by X-reference, please refer to the on-line O.E.M. database, or contact us with your requirements.



VULCAN® SEALS FOR K.S.B.® PUMPS

Vulcan offer a wide range of seals from stock and to special order, to suit K.S.B.® equipment, especially centrifugal and waste-water pumps. Please contact us with O.E.M. details for cross reference and identification.

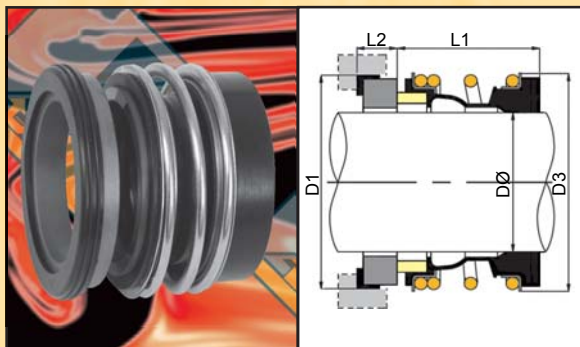
TYPE 127B TO SUIT ETA- AND SY- SERIES PUMPS 316



Vulcan manufacture and stock 'O'-Ring mounted conical spring rotaries with Type 19B boot mounted stationaries, to give operating dimensions to EN12756/DIN24960 L1N, for "ETA-" series pumps with "SY-, SYA-, SYN-, or SYT-" designations. These seals are available from stock in materials especially suitable for hot water duties.

SHAFT SIZE DØ	SIZE CODE	D1	D3	L1	L2
28.00	0280	43.00	40.00	42.50	7.50
38.00	0380	56.00	53.00	46.00	9.00
48.00	0480	66.00	64.00	51.00	9.00

TYPE 192K TO SUIT ETA- SERIES PUMPS 304

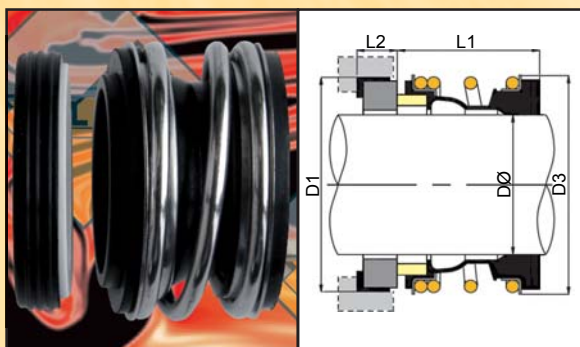


Vulcan manufacture and stock a range of elastomer bellows seals to suit the common types of K.S.B.® "ETA-" series centrifugal pumps commonly found thought-out the fluid industry.

Contact us with O.E.M. details for cross reference and identification.

SHAFT SIZE DØ	SIZE CODE	D1	D3	L1	L2
16.00*	0160	27.00	26.00	22.20	12.10
22.00	0220	37.00	36.00	25.50	12.10
28.00	0280	43.00	47.00	36.50	14.40
38.00	0380	56.00	58.00	42.00	13.20
48.00	0480	66.00	69.00	50.50	9.60

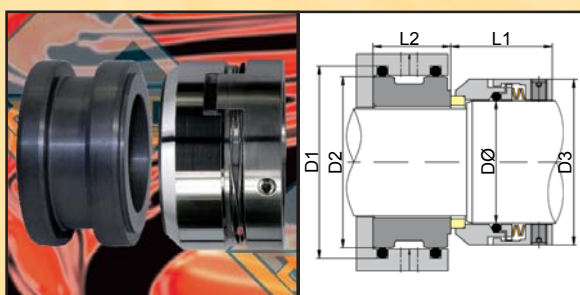
TYPE 197 TO SUIT AMA-, KRT-, AND SEWA- SERIES PUMPS



Vulcan manufacture and stock a range of elastomer bellows seals to suit the specific dimensions of K.S.B.® "AMA-", "KRT-" and "SEWA-" series waste-water pumps with "SU-" prefix seals installed. 25mm size is commonly used in the 'oil bath' position, with 22mm Type 19B found on page 45 in the 'outer' position, 33mm sizes are used in pairs in the same pump series. 28mm is commonly used in "Vitachrom" pumps in tandem with Type 127B.

SHAFT SIZE DØ	SIZE CODE	D1	D3	L1	L2	GUARANTEED STOCK MATERIALS		
25.00	0250	38.00	41.00	23.00	7.50			304
28.00*	0280	43.00	47.00	26.50	9.00			304
33.00	0330	48.00	51.00	27.50	11.00			304

TYPE 1678Y TO SUIT VARIOUS K.S.B.® PUMPS 304



Vulcan manufacture and stock two sizes of step-balanced, 'O'-Ring mounted wave-spring seals, with specific stationary design to replace O.E.M. seal type "H75G115". These seals are available from stock in materials especially suitable for hot water duties.

SHAFT SIZE DØ	SIZE CODE	D1	D2	D3	L1	L2
28.00	0330	55.20	48.80	47.00	38.50	25.00
33.00	0380	59.20	52.80	54.00	38.50	29.00

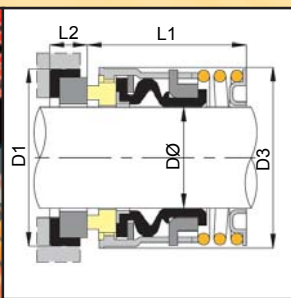

Advice on our Material Codes shown above and our standard coding system are on Pages 91 & 18 of this brochure. For ease, please refer to our O.E.M. Price List where you will find a clear list, filterable by either the O.E.M.'s name or Vulcan Seal Type number, showing all common materials and stock codes, pricing and Stock Guarantee.

All seals / sizes / materials detailed above are guaranteed ex-stock, unless asterisked. For any other sizes, or identification by X-reference, please refer to the on-line O.E.M. database, or contact us with your requirements.



VULCAN® SEALS FOR VARIOUS PUMPS

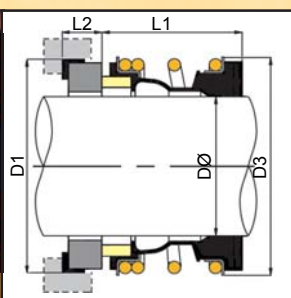
VULCAN® TYPE N5 TO SUIT NATIONAL OILWELL® MISSION MAGNUM® PUMPS. (V)(H) 316



Vulcan hydraulically balanced elastomer diaphragm seals of 2.500" shaft size, with improved design to suit the adverse conditions associated with "mud" pumps, commonly found in oil extraction applications, such as drilling rigs. Vulcan's design, specifically created for these applications provides the seal performance benefits of a machined head retainer, hydraulic balance and a full boot mounted seat. As 'O'-Ring mounted seats are less able to seal the frequently pitted, corroded housings. Vulcan also supplies the replacement shaft sleeves to suit these pumps, on stock code 0635.N5.VX.SLEE.

SHAFT SIZE DØ		SIZE CODE	D1		D3		L1		L2	
IMPERIAL	METRIC		IMPERIAL	METRIC	IMPERIAL	METRIC	IMPERIAL	METRIC	IMPERIAL	METRIC
2.500	63.50	0635	3.375	85.73	3.210	81.54	2.500	63.50	0.567	14.40

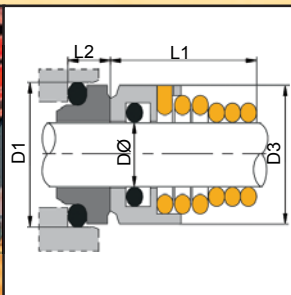

VULCAN® TYPE 196 32MM TO SUIT S.P.P.® PUMPS. (E)(D) 304



Vulcan manufacture and stock 32mm elastomer bellows seals with smooth-boot stationaries, to suit the extended seal chamber of S.P.P.® Eurostream® centrifugal pumps, commonly associated with large building service applications, such as heating and fire systems.

SHAFT SIZE DØ	SIZE CODE	D1	D3	L1	L2
32.00	0320	48.00	46.00	40.00	7.50

VULCAN® TYPE 121 TO SUIT STERLING SIHI® PUMPS. (NEV)(P) 304



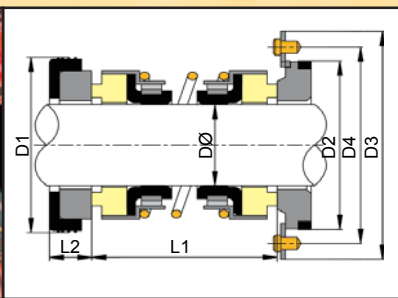

Vulcan manufacture and stock 38mm 'O'-Ring mounted conical spring seals, in clockwise and anti-clockwise rotation, to suit the housing dimensions of common Sterling Sihi® pumps.

SHAFT SIZE DØ	SIZE CODE	D1	D3	L1	L2
38.00	0380	53.50	53.00	42.00	9.50

Vulcan stocks many standard range seals to suit Sterling Sihi® pumps, such as Type 12, Type 12DIN, Type 192S, Type 40L and Type 1677M.

Please contact us with the O.E.M. details for cross reference and identification.

VULCAN® TYPE 260B TO SUIT TSURUMI® PUMPS. (V)(WA) 304



Vulcan manufacture and stock a range of elastomer diaphragm double-ended seals, with boot stationaries at oil side and bezel seats at impeller side, to suit the seal chamber of various Tsurumi® submersible pumps. Type 260B seals are supplied complete with bezel plates for the inboard seat.

SHAFT SIZE DØ	SIZE CODE	D1	D2	D3	D4 P.C.D.	L1	L2
20.00	0200	38.00	44.00	72.00	60.00	8.00	34.00
25.00	0250	44.00	50.00	72.00	60.00	8.00	34.00
30.00	0300	50.00	57.00	82.00	70.00	8.00	42.00
35.00	0350	58.00	65.00	94.00	80.00	9.00	42.00
40.00	0400	64.00	70.00	100.00	85.00	9.00	44.50
45.00	0450	66.00	70.00	105.00	90.00	9.00	45.00
50.00	0500	72.00	80.00	109.00	95.00	9.00	49.50

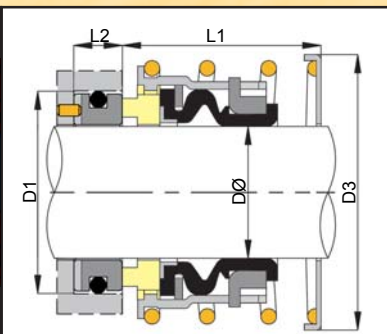
Advice on our Material Codes shown above and our standard coding system are on Pages 91 & 18 of this brochure. For ease, please refer to our O.E.M. Price List where you will find a clear list, filterable by either the O.E.M.'s name or Vulcan Seal Type number, showing all common materials and stock codes, pricing and Stock Guarantee.

All seals / sizes / materials detailed above are guaranteed ex-stock, unless asterisked. For any other sizes, or identification by X-reference, please refer to the on-line O.E.M. database, or contact us with your requirements.



VULCAN® VIKING® / WILO® PUMPS SEALS

VULCAN® TYPE V4 TO SUIT VIKING® PUMPS.

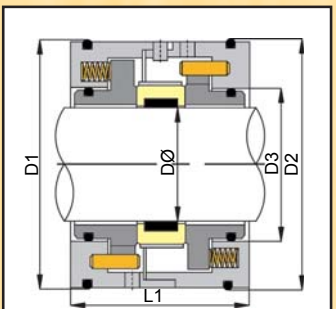


Vulcan manufacture a wide range of differing elastomer diaphragm seals with 'O'-Ring or boot mounted stationaries, to suit the specific dimensions required by various IDEX® Viking® pumps, of which the Vulcan Type V4 1.1/4" shaft size is a common example. Please contact us with O.E.M. details for cross reference and identification, for any other seal assembly required for this popular brand of pumps.

SHAFT SIZE DØ		SIZE CODE	D1		D3		L1		L2	
IMPERIAL	METRIC		IMPERIAL	METRIC	IMPERIAL	METRIC	IMPERIAL	METRIC	IMPERIAL	METRIC
1.250	31.70	0317	1.875	47.50	2.027	51.50	1.000	25.40	0.381	9.65

VULCAN® TYPE 1640 AND 1642 TO SUIT WILO® E.M.U. SUBMERSIBLE PUMPS.

Vulcan manufacture and stock several standard range seals to suit Wilo® E.M.U. Submersible pumps, as well as Type 1640 and 1642 seals to replace the O.E.M. "EBU" enclosed-block seals.



The Vulcan Type 1640 is a direct replacement for the older-generation "EBS" O.E.M. seals. Newer pumps have a slightly modified seal installed, which is directly replaced by the Vulcan Type 1642. Please check the outer dimensions of the seat housing for correct identification, utilising the table below, D3 dimension.

Type 1640 is available as complete mechanical seal assemblies or in repair kit form. The kits comprise both stationary faces, with 'O'-Rings, central rotary with elastomer diaphragm, anti-rotation pins and springs for stationaries, and retaining pins for the collets. Specify .KIT as a suffix on the stock code.

Type 1640 Dimensions

SHAFT SIZE DØ	SIZE CODE	D1	D2	D3	L1
35.00	0350	72.00	72.00	47.00	47.50
50.00	0500	92.00	90.00	63.00	52.00
75.00	0750	130.00	128.00	95.50	75.00

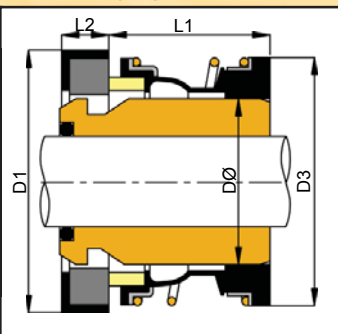


Type 1642 Dimensions

SHAFT SIZE DØ	SIZE CODE	D1	D2	D3	L1
35.00	0350	72.00	72.00	49.00	47.00
50.00	0500	92.00	90.00	65.00	52.00

VULCAN® TYPE 191 TO SUIT WILO® CENTRIFUGAL PUMPS.

Vulcan manufacture and stock two sizes of Type 191 elastomer bellows seals to suit common Wilo® centrifugal pumps, commonly utilised in heating pumps applications. Vulcan stocks the brass shaft sleeves the seals are mounted onto. Vulcan also offers other standard range seals, such as 17mm Type 19B, and 18mm, 24mm or 32mm Type 192B seals, to suit Wilo® pumps.



SHAFT SIZE DØ	SIZE CODE	D1	D3	L1	L2
32.00	0320	50.80	51.00	33.34	11.99
55.00	0550	76.20	78.00	41.00	13.50



Brass Shaft Sleeves.
Please use codes;
0320.191.E.X.SLEE
0550.191.E.X.SLEE
For ordering relevant
Shaft Sleeves

Advice on our Material Codes shown above and our standard coding system are on Pages 91 & 18 of this brochure. For ease, please refer to our O.E.M. Price List where you will find a clear list, filterable by either the O.E.M.'s name or Vulcan Seal Type number, showing all common materials and stock codes, pricing and Stock Guarantee.

All seals / sizes / materials detailed above are guaranteed ex-stock, unless asterisked. For any other sizes, or identification by X-reference, please refer to the on-line O.E.M. database, or contact us with your requirements.



VULCAN® SEALS FOR COMPRESSORS

VULCAN® MECHANICAL SEALS TO SUIT REFRIGERATION O.E.M. APPLICATIONS

Vulcan have extensive sealing experience within the refrigeration industry, and have developed a wide range of seals, with the specific elastomers and advanced face materials required to suit the refrigerants and synthetic lubricating oils the mechanical seals are routinely exposed to.

As there are a wide range of compressor models, and generally each compressor has model specific seal arrangements, Vulcan have developed many seal designs to suit compressor applications. The following list merely illustrates our main guaranteed stock lines. Please enquire with any other requirement.

Furthermore, these seals can be installed in the equipment without any amendment to the existing housings or shafts. The Vulcan designs, excellent materials, wide stock range and the ability to manufacture to any industry design or requirement, complement the Vulcan Refrigeration Seal range.

VULCAN® GUARANTEED EX-STOCK SEAL RANGE



J & E Hall® HS18-20 Screw

A.P.V. Hall® HS18-20 Screw
 A.P.V. Hall® V54 6 And 8 Cylinder
 A.P.V. Hall® V92 Range
 A.P.V. Hall® V127 Range
 Bitzer® 4F, 6F And 6G
 Bitzer® 4N, 4P, 4T And 4U
 Bock® AM And BFO Ranges
 Bock® F And FK Ranges

Howden® WRV255 Mk5
 Howden® WRV321
 Sabroe® CM018
 Sabroe® CM024, 026 And 028
 Sabroe® SAB 128 Non-bellows
 Sabroe® SAB 163 Non-bellows
 Sabroe® SMC100 To 104
 Sabroe® TCM024, 026 And 028



Copeland® 4CC



Howden® WRV205

Carrier® 05K
 Carrier® 05G
 Carrier® 05G Emergency Clutch
 Carrier® 05H
 Carrier® V60
 Copeland® 2, 4 And 6 Cylinder
 Copeland® 8 Cylinder
 Daikin® C55 4, 6 And 8 Cylinder
 Daikin® C75 4, 6 And 8 Cylinder

Sabroe® VMY225
 Sabroe® VMY236
 Sabroe® VMY325
 Sabroe® VMY336
 Sabroe® VMY447
 Sabroe® VMY525
 Sabroe® VMY536
 Stal® P24 And PK24
 Stal® P42




Carrier® 05G




Howden® WRV225 Mk1

Dunham Bush® Big 4
 Frick® RDB Range
 Frick® RWB Range
 Frick® TDSH/GDSH Range
 Gram® HC075
 Gram® HC100
 Grasso® RC9 Non-bellows
 Grasso® RC11 Non-bellows
 Howden® WRV163 And XRV163

Stal® PK6, PK8
 Stal® S50, S51, S56 And S57
 Stal® S70, S71, S73 And S75
 Thermo-King® "22-0777" Seal
 Thermo-King® "22-0778" Seal
 Thermo-King® "22-0899" Seal
 Thermo-King® "22-1100" Seal
 Thermo-King® "22-1101" Seal



J & E Hall® V54



Sabroe® TCM028

Howden® WRV204 Mk4
 Howden® WRV204 Mk5
 Howden® WRV204 Mk6
 Howden® WRV205
 Howden® WRV255 Mk1 To 4F

Vilter® 320VMC to 350VMC
 Vilter® 440 With 2.500" Crank
 Vilter® 450 With 2.500" Crank
 Witt® GP42 Pump
 Witt® GP51 Pump



Stal® P24

Vulcan Seals for all of the above Compressor Models shown are Guaranteed Ex-Stock. For further information and any other types, please view our Web Portal and / or our Compressor Seal Price List, or enquire.

Advice on our Material Codes shown above and our standard coding system are on Pages 91 & 18 of this brochure. For ease, please refer to our O.E.M. Price List where you will find a clear list, filterable by either the O.E.M.'s name or Vulcan Seal Type number, showing all common materials and stock codes, pricing and Stock Guarantee.

All seals / sizes / materials detailed above are guaranteed ex-stock, unless asterisked. For any other sizes, or identification by X-reference, please refer to the on-line O.E.M. database, or contact us with your requirements.



Vulcan Stock Food, Beverage And Dairy Seals

Vulcan offer a comprehensive range of direct replacement seals to suit all common and widely utilised pumps in the global food process, beverage and dairy industries. All seals are manufactured to our exacting highest standards, utilising the highest quality materials and can be retro-fitted, as direct design replacements, to the original O.E.M. pumps without modification.

The Range illustrated in this section is guaranteed available from stock but represents only part of the complete design and stock profile available. Within this range, Vulcan also manufacture a series of seals specified to be compliant with FDA, 3-A Sanitary standards and European E.C. Food Industry Regulations. Our seal designs and materials are not only compliant, they reduce growths, contamination and provide superior, assured sealing. For more information, please refer to the following pages.



Section 1110



E.C. FOOD INDUSTRY REGULATIONS AND 3-A SANITARY / FDA REQUIREMENTS: MATERIALLY COMPLIANT SEALS FROM VULCAN

Vulcan offer from stock all common food and dairy seals, specified and specifically manufactured to be complaint with F.D.A. and E.C. Food Industry Regulations.

The principle underlying European Community (E.C) Regulation Number 1935/2004 "On Materials and Articles Intended to Come into Contact with Food" is that any material or article intended to come into contact directly or indirectly with food, must be sufficiently inert to preclude substances from being transferred to food, in quantities large enough to endanger human health, or to bring about an unacceptable change in the composition of the food, or a deterioration in its organoleptic properties.

Understanding the implications of these regulations is increasingly leading to food industry manufacturers stipulating that all materials, including mechanical seals, that come into contact with food should be made from F.D.A. compliant materials, which comply with the above E.C. Regulations and have full traceability of said materials.

In order to comply with these regulations where specified and as an integral part of Vulcan's standard policy to only offer superior designs and materials, we have made available from stock, all of our market leading range of food industry seals, specified to be manufactured from certified compliant materials to meet U.S. and European Food Industry Regulations.

The materials, production and surface finish of Vulcan's Food Industry Compliant Seals have been carefully specified to meet all of the EHEDG recommendations and F.D.A. or 3-A Sanitary Standard criteria. Full details are available in the materials guideline section of Vulcan's information pack on these seals; please enquire upon our Commercial Technical Department.

This range of Vulcan seals offer superior performance, reliability and life. They are specified to be compliant to the existing known regulations applicable in Europe and North America.

MATERIAL GUIDELINES

These materials are specified to comply firstly with Part 177 of Title 21 of the Food and Drug Administration Regulations for safe use as articles or components of articles for producing, manufacturing, processing, preparing, treating, packing, transporting or holding food, in accordance with FDA Regulation 21. CFR.177.1550. and 177.2600.

Secondly, The Sub Group Mechanical Seals of the European Hygienic Engineering & Design Group (EHEDG), Specification of August 2002, stipulates requirements for component materials of mechanical seals, which come into contact with food.

Carbon-Graphite

Vulcan Specification: M825 grade of Carbon, with approval certification available from Vulcan's selected Carbon manufacturer. This Carbon grade is resin impregnated both prior to and subsequent to machining to minimise porosity.

Ceramics and Silicon Carbide

Vulcan Specification: Silicon Carbide Faces are considered to be G.R.A.S. (Generally Regarded As Safe). We solely specify our pure sintered Silicon Carbide, C.N.C. ground on all surfaces. Reaction Bonded SiC is not utilised, as the free Silicon is readily attacked by the Caustics in C.I.P. Systems. Vulcan's Ceramic Grade is 99.5% pure, providing better integrity and performance, than the 95/96% pure Ceramics utilised as standard elsewhere.

Elastomer Material

Vulcan Specification: Our Elastomer Components and 'O' Rings are moulded from FDA Compliant Material Compounds and manufactured in accordance with Title 21. Code of Federal Regulations – paragraph 177.2600. and 177.1550.

Hard Metal

Vulcan Specification: Nickel Bound Tungsten Carbide which is CNC ground on all surfaces to comply.

Metallurgy

Vulcan Specification: All our metal parts and springs are specified compliant AISI Type 316 austenite Stainless Steel (as specified by EHEDG) and are manufactured on our GILDEMEISTER® and HAAS® machining centres to produce seal part surface finishes of within 0.8 Ra µm. This standard is required to inhibit micro bacterial growth on seal surfaces.

W.R.A.S.® APPROVED ELASTOMERS AND SEAL FACES

The elastomers and face materials utilised are generally suitable for use in contact with potable water and food processing.

The following materials are UK Water Regulation Advisory Scheme Approved: it is necessary for you to specify your requirements upon order and obtain our confirmation.

MATERIAL	VULCAN GRADE	APPROVAL NUMBER	NOTES
Sintered Silicon Carbide	WNV2	094510	W.R.A.S® approved Sintered Silicon Carbide.
Reaction Bonded Silicon Carbide	VES2	1207529	W.R.A.S® approved Reaction Bonded Silicon Carbide
Alumina Ceramic	V99.CER	1003531	W.R.A.S® approved Ceramic.
Carbon	M825	0812516	W.R.A.S® approved Carbon.
Viton®	V3F. FE2602	1003530	Moulded components
Nitrile	ME0995	0507521	Available for 'O'-Rings only, not moulded parts. Please ask for other Nitrile / E.P. components
E.P.	VEP. MAR.4045	0308510	

Please ask for approval details on other seal materials and elastomers.

Many other countries have their own standards and there are far too many to include all compliances. If you have a specific requirement, please refer to our Commercial Technical Department.

GUARANTEED STOCK MATERIALS KEY

The guaranteed stock materials for the seals shown in these Sections 11a and 11b are shown utilising a key system. All letters used are Vulcan standard elastomer and face combination codes, please refer to Pages 18 / 19 for more information.

KEY ICON	DESCRIPTION
	Circular icons indicate which elastomers are guaranteed in stock, i.e. "V" for Viton, "N" for Nitrile and "E" for E.P.
	If more than one elastomer is guaranteed, the relevant code letters are shown.
	Hexagonal icons indicate the rotary and stationary face combination codes which are guaranteed in stock. i.e. "C" for Carbon vs Ceramic.
	Seals with multiple guaranteed stock face materials are shown with two or more hexagonal icons.
	Rectangular grey icons indicates the metallurgy utilised within the guaranteed stock seals.
	Rectangular blue icons indicates all seals materials and surface finishes are compliant to F.D.A. / E.C Food Regulations as described and outlined on this page.

The materials codes shown, on each page in this Section 11a following, are solely for our equivalents to the most popular known O.E.M. original seal specifications. Other materials are usually, also in stock or, are readily available.

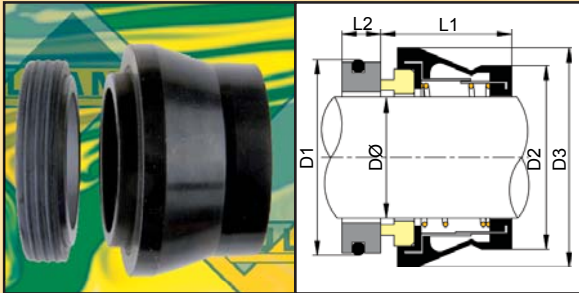


VULCAN® SEALS FOR ALFA LAVAL® PUMPS

Vulcan make a wide range of seal parts for Alfa Laval® equipment, please contact us with the O.E.M. details for cross-reference and identification.

TYPE 17B TO SUIT LKR SERIES AGITATORS E D 304

Vulcan manufacture and stock 30mm and 35mm rubber-encased Type 17B seals to suit Alfa Laval® LKR– series agitators.

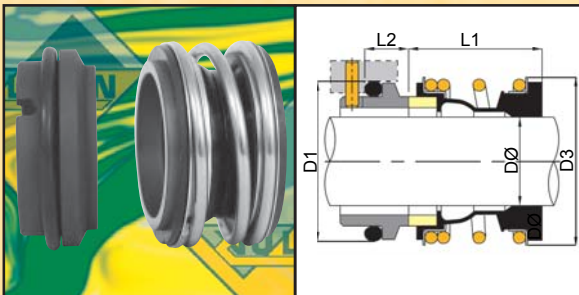


SHAFT SIZE DØ	SIZE CODE	D1	D2	D3	L1	L2
30.00	0300	50.80	45.80	53.00	26.90	11.99
35.00	0350	53.98	52.00	62.00	34.90	11.99

TYPE 19C TO SUIT ALC SERIES PUMPS NEV T 304 FDA

Vulcan manufacture and stock modified Type 19 style seals to suit Alfa Laval® ALC series pumps, commonly utilised in food and dairy processes.

For ALC pumps with flush housings, please see Type 90 on following page. Type 19C is available from stock in all three common elastomers, as well as FDA / E.C. Regulation compliant materials.



SHAFT SIZE DØ	SIZE CODE	D1	D3	L1	L2
40.00	0400	58.00	60.00	30.00	14.00
53.00	0530	73.00	76.00	33.00	15.00


VULCAN® SEALS TO SUIT ALFA LAVAL® CONTHERM® SCRAPED-SURFACE HEAT EXCHANGERS

1.1/2" FLUSH SINGLE

2" NONFLUSH SINGLE

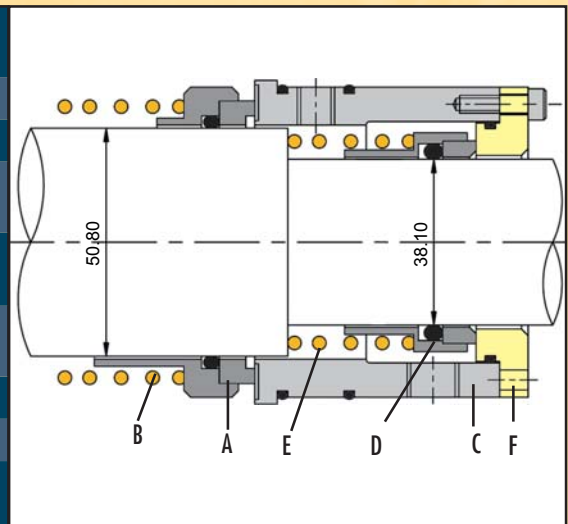
SHELLEND.TC

2" FLUSH SINGLE.180/90



All components are supplied as standard with Nitrile 'O'-Rings, if any other elastomer is required, please just advise at time of order.

A	SHELLEND.TC	2.000" Outer Shaft rotary head, with Tungsten Carbide face
A	SHELLEND.CARB	2.000" Outer Shaft rotary head, with Carbon face
B	SHELLEND.COIL	Coil to suit 2.000" Outer Shaft rotary head
C	2" FLUSH SINGLE.90	2.000" Outer Shaft flush housing, with ports at 90 Degrees, and chrome oxide face
C	2" FLUSH SINGLE.180	Same as above, but with flush ports at 180 Degrees
C	2" NONFLUSH SINGLE	2.000" Outer Shaft flush housing, with ports at 90 Degrees, with chrome oxide face.
D	1.1/2".SHELLEND	1.500" Inner Shaft rotary head, with Carbon face.
E	1.1/2".SHELLEND.COIL	Coil to suit 1.500" Inner Shaft rotary head
F	1.1/2" FLUSH SINGLE	1.500" Inner Shaft stationary, with bolt holes to allow fixing to base of 2.000" flush housing.



Advice on our Material Codes shown above and our standard coding system are on Pages 109 & 18 of this brochure. For ease, please refer to our O.E.M. Price List where you will find a clear list, filterable by either the O.E.M.'s name or Vulcan Seal Type number, showing all common materials and stock codes, pricing and Stock Guarantee.

All seals / sizes / materials detailed above are guaranteed ex-stock, unless asterisked. For any other sizes, or identification by X-reference, please refer to the on-line O.E.M. database, or contact us with your requirements.

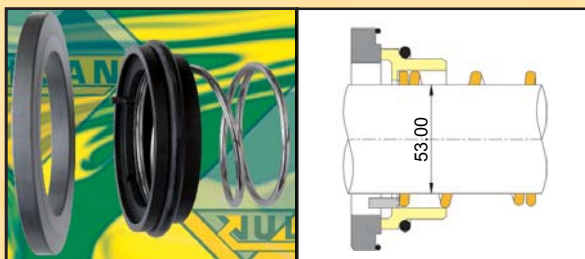


TYPE 9X RANGE FOR ALFA LAVAL® PUMPS

Vulcan manufacture and stock a wide range of seals to suit the common Alfa Laval® centrifugal pumps, each of which is dealt with below.

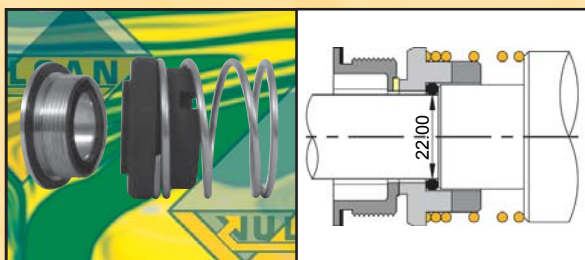
TYPE 90 (53MM) E D S 304

Type 90-53mm complete seals, designed to suit all sizes of ALC pump, with the larger flush-housings fitted. For non-flushed ALC series pumps, the Type 19C seal is utilised, see previous page.



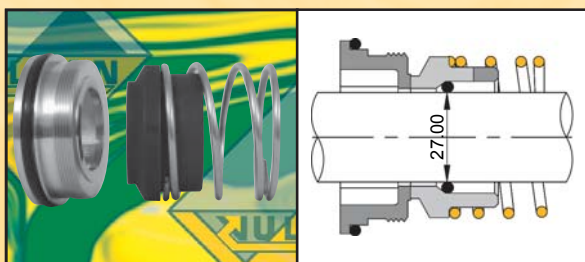
TYPE 91B (22MM) E D S Q 304 FDA

Type 91B-22mm complete seal, designed to suit pump models FM0, FM0S, FM1A, FM2A, FM3A and FM4A



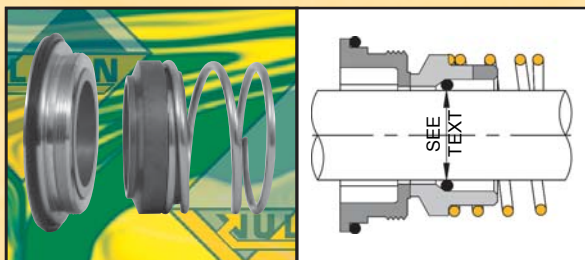
TYPE 92 (27MM) E D Q 304 FDA

Type 92-27mm complete seal, designed to suit pump models MR185A and MR200A



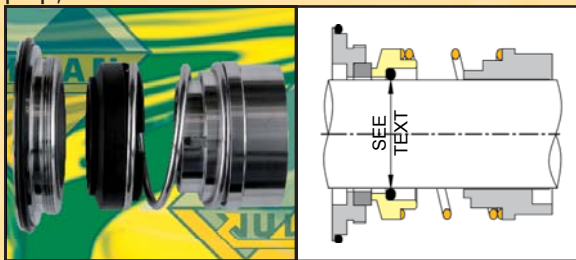
TYPE 92 (32MM AND 42MM) E D S 304 FDA

Type 92-32mm and 42mm complete seals, designed to suit LKH series pumps with standard seal chamber. For pumps with flushed seal chambers, please see Types 92B and 92D in the opposite column.



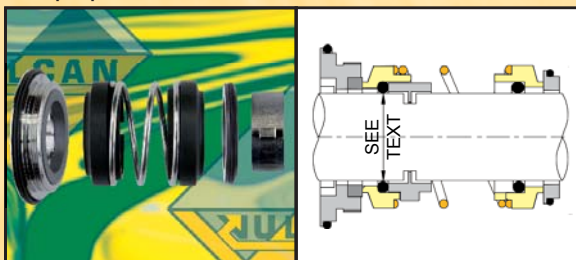
TYPE 92B (32MM AND 42MM) E D S 304

Type 92B-32mm and 42mm complete seals, designed to suit LKH series pumps, with a flushed seal chamber



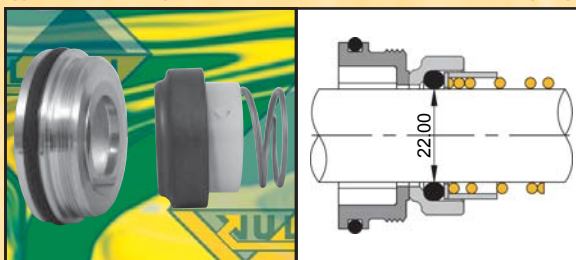
TYPE 92D (32MM AND 42MM) E YC ZS 304 FDA

Type 92D-32mm & 42mm complete double seal, designed to suit LKH series pumps with a flushed seal chamber and double seals.



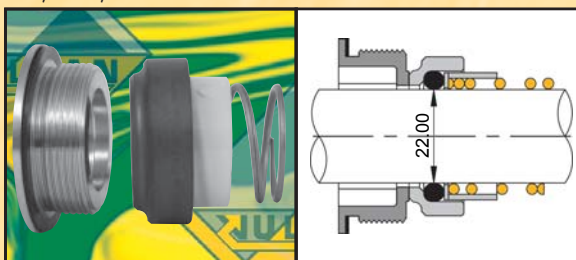
TYPE 93 (22MM) E Q 304 FDA

Type 93-22mm complete seal for MR166A, MR166B and MR166E pumps.



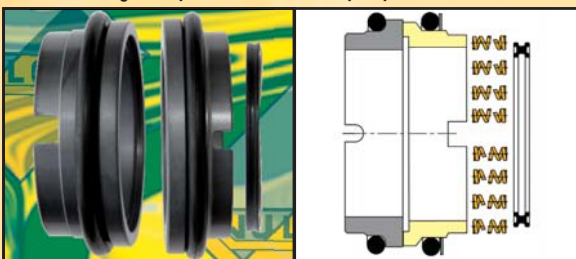
TYPE 93B (22MM) E D Q 304

Type 93B-22mm complete seal, designed to suit pump models ME155AE, GM1, GM1A, GM2 and GM2A MR166E



TYPE 912 (32MM AND 42MM) E S AD 304 FDA

Type 912-32mm and 42mm multi-spring seal kits, designed to suit LKHI, LKHP, LKHSP and LKH 100 series multi-stage series pumps. Please contact us for wear-ring and lip seals sets for these pumps.



Advice on our Material Codes shown above and our standard coding system are on Pages 109 & 18 of this brochure. For ease, please refer to our O.E.M. Price List where you will find a clear list, filterable by either the O.E.M.'s name or Vulcan Seal Type number, showing all common materials and stock codes, pricing and Stock Guarantee.

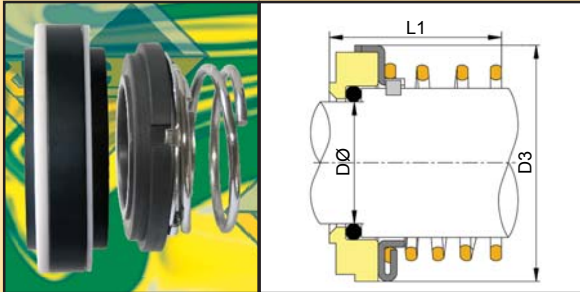
All seals / sizes / materials detailed above are guaranteed ex-stock, unless asterisked. For any other sizes, or identification by X-reference, please refer to the on-line O.E.M. database, or contact us with your requirements.



VULCAN® SEALS FOR ALFA LAVAL® PUMPS

TYPE 293 TO SUIT ALFA LAVAL® TRI-CLOVER® PUMPS E C 304

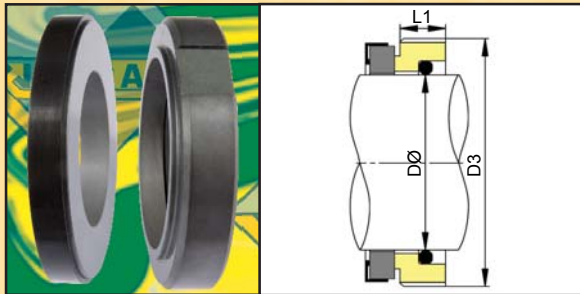
Vulcan manufacture direct replacement rotary parts to replace the O.E.M. 'O'-Ring mounted, hydraulically-balanced "Type-D" seals fitted to Tri-Clover® brand centrifugal pumps. Clamped stationaries with gaskets are also available to work with the Type 293 rotary, to replace the O.E.M. "Type-DG" seals for those pumps with flushed seal chambers. Please contact us with your requirements.



SHAFT SIZE DØ		Size Code	D3		L1		O.E.M. SEAL CODE
Imperial	Metric		Imperial	Metric	Imperial	Metric	
0.750	19.10	0191	1.850	47.00	1.555	39.50	C114
1.125	28.60	0286	2.125	54.00	1.535	39.00	C216
1.500	38.10	0381	2.625	66.60	1.319	33.50	C218, C328

TYPE 1628 TO SUIT ALFA LAVAL® TRI-CLOVER® PUMPS V S N/A

Vulcan manufacture direct replacement repair parts for O.E.M. 'O'-Ring mounted, multi-spring seals fitted to Tri-Clover® brand "Centrifugal 200" series pumps with the common Imperial 1.750" shaft size. The Vulcan wear parts will interchange with the non-wearing parts, such as the drive ring and multiple springs, to allow rapid seal refurbishment and re-assembly. Seal part codes are as follows;

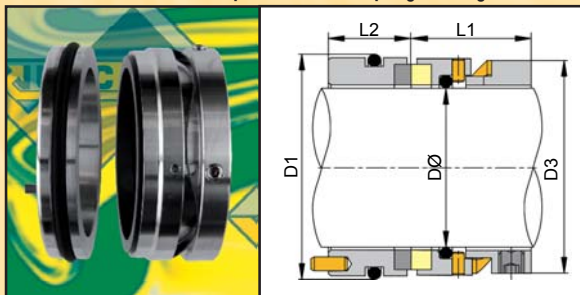


- 0444.1628.VS.FACE Rotary Face with 'O'-Ring
- 0444.1628.XS.STAT Stationary Seat
- 0444.1628.VX.BOOT Stationary Cup Boot

SHAFT SIZE DØ		Size Code	D3		L1		O.E.M. SEAL CODE
Imperial	Metric		Imperial	Metric	Imperial	Metric	
1.750	44.45	0444	3.125	79.38	0.406	10.32	2045, 2065, 2085, 2105

TYPE 1655 TO SUIT MOG AND ALP LOBE PUMPS E V Q 316

Vulcan manufacture direct replacement wave-spring 'O'-Ring mounted seals to suit Alfa Laval® MOG and ALP series lobe-rotor pumps.

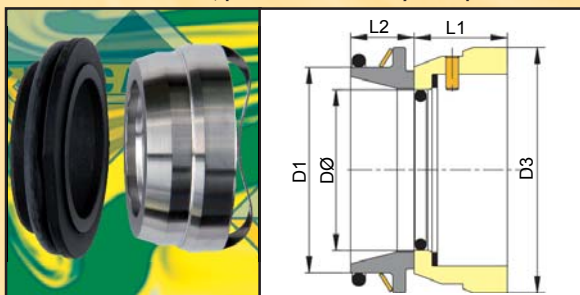


SHAFT SIZE DØ	SIZE CODE	D1	D3	L1	L2
1.187	0300	41.70	41.00	22.20	14.00
1.375	0349	47.60	46.75	20.60	15.80
2.000	0508	66.60	65.40	23.80	12.00
3.000*	0762	95.20	98.60	39.70	12.00

TYPE 1680 TO SUIT LKPL, NMOG AND SRU LOBE PUMPS E P 316

Vulcan manufacture direct replacement wave-spring 'O'-Ring mounted seals to suit Alfa Laval® new generation lobe rotor pumps, such as LKPL, NMOG and SRU series, fitted with O.E.M. "Hy-clean®" style seals. For older generation pumps, see Type 1682 on facing page.

Further sizes are available, please contact us with your requirements.



SHAFT SIZE DØ	SIZE CODE	D1	D3	L1	L2
1.187	0300	36.40	45.00	21.50	14.50
1.375	0350	46.00	55.00	22.00	14.00
1.813	0450	59.40	65.00	25.00	16.00
2.187	0550	69.00	75.00	26.90	17.00

Advice on our Material Codes shown above and our standard coding system are on Pages 109 & 18 of this brochure. For ease, please refer to our O.E.M. Price List where you will find a clear list, filterable by either the O.E.M.'s name or Vulcan Seal Type number, showing all common materials and stock codes, pricing and Stock Guarantee.

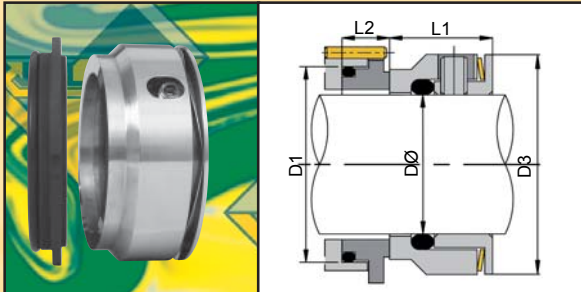
All seals / sizes / materials detailed above are guaranteed ex-stock, unless asterisked. For any other sizes, or identification by X-reference, please refer to the on-line O.E.M. database, or contact us with your requirements.



VULCAN® SEALS TO SUIT ALFA LAVAL® & C.S.F. INOX® PUMPS

TYPE 1682 TO SUIT LKPL, NMOG AND SRU LOBE PUMPS EV P H 304

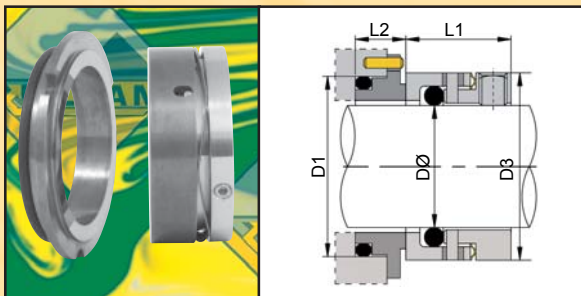
Vulcan manufacture direct replacement wave-spring 'O'-Ring mounted seals to suit Alfa Laval® older generation lobe rotor LKPL, NMOG and SRU series, fitted with O.E.M. "R90®" style seals. For pumps with flush and double seals installed, see Type 1694 detailed below.



SHAFT SIZE DØ	SIZE CODE	D1	D3	L1	L2
20.00	0200	30.00	32.40	20.00	10.50
30.00	0300	41.30	44.00	21.40	11.10
35.00	0350	46.95	50.80	22.00	12.00
45.00	0450	58.26	62.40	22.90	12.60
55.00	0550	69.55	76.00	29.30	13.20
75.00	0750	92.15	99.20	31.10	14.40

TYPE 1688W TO SUIT ALFA LAVAL® SR LOBE ROTOR PUMPS E P H 304

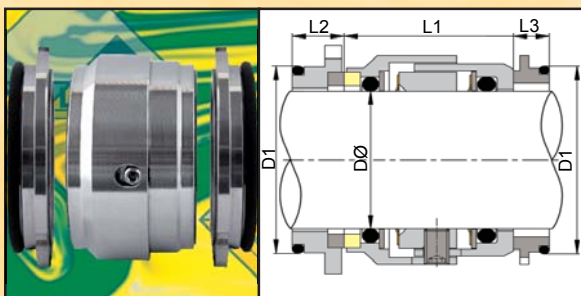
Vulcan manufacture Type 1688W 'O'-Ring mounted wave-spring seals to suit former "S.S.P.®" brand SR-series A-&G-series lobe rotor pumps. Further sizes are available, please contact us with your requirements.



SHAFT SIZE DØ	SIZE CODE	D1	D3	L1	L2
20.00	0200	30.00	31.00	19.10	10.70
30.00	0300	41.30	41.00	19.10	10.90
35.00	0350	46.95	45.50	19.10	12.20
45.00	0450	58.26	58.20	21.10	11.60
55.00	0550	69.55	72.00	22.10	13.00
75.00	0750	92.15	96.00	25.80	14.50

TYPE 1694 TO SUIT ALFA LAVAL® SR LOBE ROTOR PUMPS E ZH 316

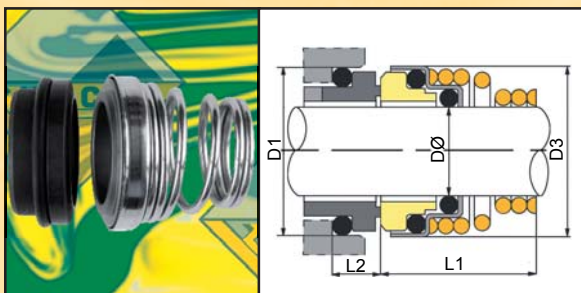
Vulcan manufacture Type 1694 'O'-Ring mounted wave-spring double seals to suit former "S.S.P.®" brand SR-series lobe rotor pumps, designed for and fitted with flushed seal chambers and double seals.



SHAFT SIZE DØ	SIZE CODE	D1	L1	L2	L3
30.00	0300	41.30	34.20	10.50	11.10
45.00	0450	58.26	37.70	11.30	11.30
55.00	0550	69.55	46.20	12.50	11.50

TYPE 13M TO SUIT C.S.F. INOX® PUMPS E SC 316

Vulcan manufacture 28mm Type 13M 'O'-Ring mounted conical spring seals, to suit C.S.F. Inox® AS- and CS- centrifugal pump ranges. Vulcan also offers other seals to suit C.S.F. Inox® pumps, including the Type 1605 hygienic single-spring seals to replace the O.E.M. "U" or "Y" type externally mounted seals.



SHAFT SIZE DØ	SIZE CODE	D1	D3	L1	L2
28.00	0280	43.00	45.50	29.00	9.50

Advice on our Material Codes shown above and our standard coding system are on Pages 109 & 18 of this brochure. For ease, please refer to our O.E.M. Price List where you will find a clear list, filterable by either the O.E.M.'s name or Vulcan Seal Type number, showing all common materials and stock codes, pricing and Stock Guarantee.

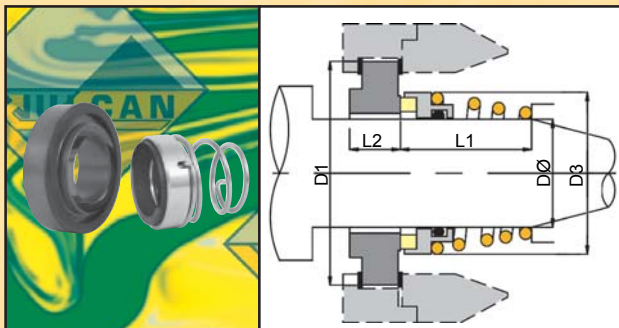
All seals / sizes / materials detailed above are guaranteed ex-stock, unless asterisked. For any other sizes, or identification by X-reference, please refer to the on-line O.E.M. database, or contact us with your requirements.



TYPE 16 SERIES FOR A.P.V.[®] WORLD[®] PUMPS

The A.P.V. W[®] and W+[®] pump series have been introduced to replace the A.P.V. Puma[®] pumps. Vulcan manufacture and stock a comprehensive range of mechanical seals designed to suit these popular pumps, in single and double seal configurations.

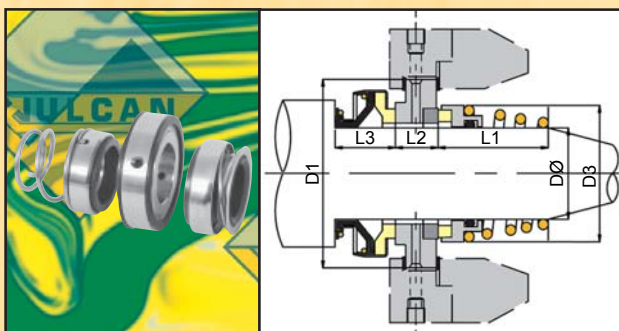
TYPE 16 SINGLE SEALS TO SUIT APV[®] W PUMPS (NE) (D) (S) 304 (FDA)



Vulcan manufacture 25mm and 35mm seals to suit A.P.V. World[®] series pumps, with standard single seals. For pumps with flushed seal chambers and double seals, please see the Type 16 DOUB below.

SHAFT SIZE DØ	SIZE CODE	D1	D3	L1	L2
25.00	0250	52.00	38.20	25.40	16.00
35.00	0350	62.50	49.50	33.30	16.00

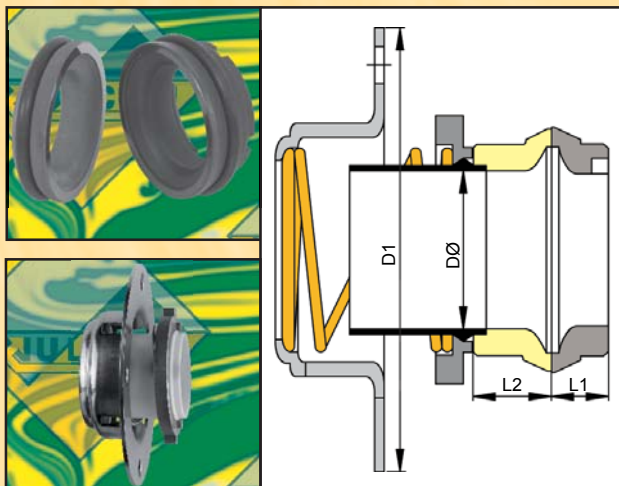
TYPE 16.DOUB DOUBLE SEALS TO SUIT APV[®] W PUMPS (E) (Y) (Z) 304 (FDA)



Vulcan manufacture 25mm and 35mm double seals to suit A.P.V. World[®] series pumps, with flushed seal chambers and double seals installed. You can contact us with the O.E.M. details for cross-reference and identification, should you require.

SHAFT SIZE DØ	SIZE CODE	D1	D3	L1	L2	L3
25.00	0250	52.00	38.20	25.40	17.00	13.00
35.00	0350	62.50	49.50	33.30	20.00	16.00

TYPE 16.PLUS TO SUIT APV[®] W+ PUMPS (E) (CS) (S) (D) 304 (FDA)



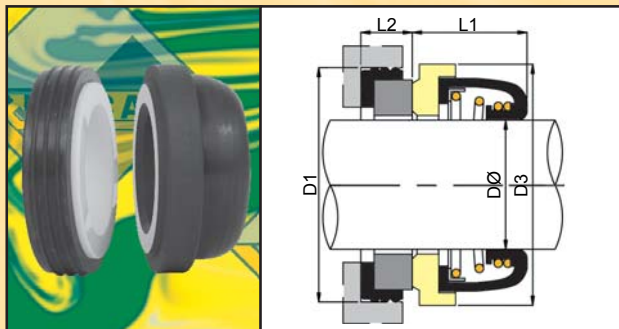
Vulcan manufacture 25mm and 35mm face sets and face-holding kits to suit A.P.V. W+[®] series pumps.

The Type 16.PLUS face sets include a Silicon Carbide "short" rotary face, a Carbon or Silicon Carbide "long" stationary (with four drive slots), two 'O'-Rings and one drive pin, to drive the rotary face.

The static coil unit, with P.T.F.E. sleeve, is available as a separate part. Vulcan Type 16.PLUS.KIT, in both 25mm and 35mm sizes, is also available in FDA grade materials as standard.

SHAFT SIZE DØ	SIZE CODE	D1	L1	L2
25.00	0250	84.00	11.50	17.50
35.00	0350	88.00	11.50	17.50

TYPE 66 TO SUIT APV[®] AGITATORS (NE) (G) 304 (FDA)



Vulcan manufacture a 1.000" Type 66 rubber-encased seal to suit A.P.V.[®] agitators, available as rotary part only, or as a complete seal with a Type 20 stationary. For further sizes, please contact us with your requirements. Rotary part only uses code 0254.66.E.C.SEAL for E.P. or N.C.SEAL for Nitrile.

SHAFT SIZE DØ	SIZE CODE	D1	D3	L1	L2
1.000	0254	47.63	48.50	15.85	11.99

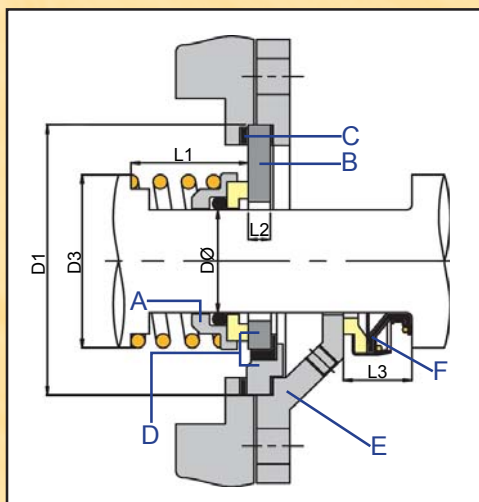
Advice on our Material Codes shown above and our standard coding system are on Pages 109 & 18 of this brochure. For ease, please refer to our O.E.M. Price List where you will find a clear list, filterable by either the O.E.M.'s name or Vulcan Seal Type number, showing all common materials and stock codes, pricing and Stock Guarantee.

All seals / sizes / materials detailed above are guaranteed ex-stock, unless asterisked. For any other sizes, or identification by X-reference, please refer to the on-line O.E.M. database, or contact us with your requirements.



TYPE 26 SERIES FOR A.P.V.® PUMA® PUMPS

Vulcan produce the entire range of seals and associated components commonly found on the 1.000" and 1.500" shaft A.P.V.® Puma® pumps, in single or double seal configurations.




SHAFT SIZE DØ	SIZE CODE	D1	D3	L1	L2	L3
1.000	0254	41.20	68.20	25.40	7.80	14.00
1.500	0381	55.70	80.10	33.30	9.00	17.00


XXXX.26.N.C.SEAL **NEV** **C** 304 **FDA**



XXXX.26.N.C.SEAT **NEV** **C** 304



XXXX.26.S.S.D 304



XXXX.26.N.C.GASK **NE** **FDA**



XXXX.26.S.S.PLAT 304



XXXX.18.N.C.SEAL **NEV** **C** 304



VULCAN STOCK CODES.

Where XXXX is stated in the codes below, utilise 0254 for 1.000" or 0381 for 1.500" shaft size as required. If E.P. or Viton® is required, replace the N with an E or V respectively.

INTERNAL SEAL = A

- XXXX.26.N.C.SEAL Type 26 'O'-Ring mounted rotary with inserted Carbon face.
- XXXX.26.N.S.SEAL Type 26 'O'-Ring mounted rotary with inserted Silicon Carbide face.
- XXXX.26.N.H.SEAL Type 26 'O'-Ring mounted rotary with inserted Tungsten Carbide face.

SEAT ARRANGEMENT ONE = B and C

- XXXX.26.S.S. Type 26 Monolithic Stainless Steel stationary plate, lapped one side.
- XXXX.26.S.S.D. Type 26 Monolithic Stainless Steel stationary plate, lapped both sides.
- XXXX.26.C.C.D. Type 26 Monolithic Ceramic stationary plate, lapped both sides.
- XXXX.26.N.C.GASK Gasket set, with flat and L-shaped gasket, for above plate seat.

SEAT ARRANGEMENT TWO = D and C

- XXXX.26.N.C.SEAT Type 26 boot mounted Ceramic seat, inserted in a stainless steel adaptor.
- XXXX.26.N.S.SEAT Type 26 boot mounted Silicon Carbide seat, inserted in a stainless adaptor.
- XXXX.26.N.C.GASK Gasket set, with a flat and L-shaped gasket, for above plate seat.

ADDITIONAL DOUBLE SEAL COMPONENTS, FOR WATER JACKETED PUMPS, WITH EXTERNAL SEAL =E and F

- XXXX.26.S.S.PLAT Type 26 Stainless Steel backing plate with flush connection holes.
- XXXX.18.N.C.SEAL Type 18 inboard rotary, with Nitrile bellows and Carbon face.

ANCILLARY INFORMATION.

All parts are fitted with Nitrile elastomers as standard. If E.P. or Viton® are required, please specify this, by replacing 'N' in the code with 'E' or 'V'.

A 'Y' Pre-fix to the code, denotes F.D.A. / E.C. Regulation compliant.

Vulcan also manufacture the following square-section replacement gaskets to suit the body of the APV Puma® pump;

- P.7"BODYSEAL Square section Nitrile gasket, with 7.0" I.D.
- P.9"BODYSEAL Square section Nitrile gasket, with 9.0" I.D.
- P.11"BODYSEAL Square section Nitrile gasket, with 11.0" I.D.

Advice on our Material Codes shown above and our standard coding system are on Pages 109 & 18 of this brochure. For ease, please refer to our O.E.M. Price List where you will find a clear list, filterable by either the O.E.M.'s name or Vulcan Seal Type number, showing all common materials and stock codes, pricing and Stock Guarantee.

All seals / sizes / materials detailed above are guaranteed ex-stock, unless asterisked. For any other sizes, or identification by X-reference, please refer to the on-line O.E.M. database, or contact us with your requirements.

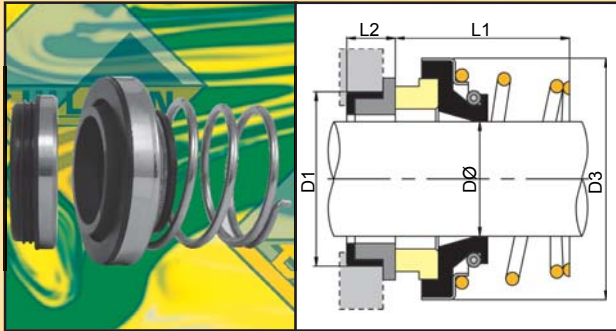


TYPE 29 SERIES FOR A.P.V.[®] PUMPS

TYPE 29 TO SUIT ZM[®] SERIES PUMPS NE Q S 304 FDA

Vulcan manufacture the Type 29 to suit former "Pasilac Rosista[®]" brand ZM[®] series pumps.

The Type 29 design features the enhanced sealing benefits of a boot mounted seat, to the same dimensions as the O.E.M. metal to metal design.

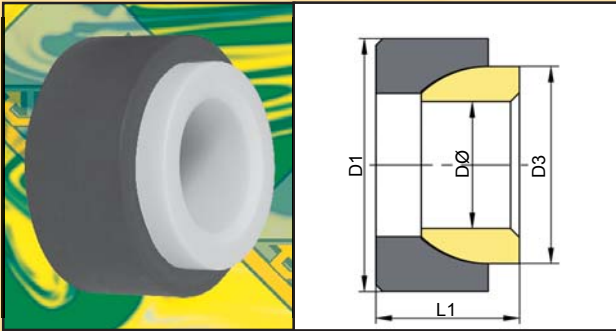


SHAFT SIZE DØ	SIZE CODE	D1	D3	L1	L2	O.E.M. PUMP MODEL
20.00	0200	30.00	40.60	30.00	9.80	ZMA, ZMB, ZMH1 & 2, ZMK1 & 2
25.00	0250	35.00	45.40	31.00	9.80	ZMS3, ZMS4
30.00	0300	42.00	57.00	40.00	13.00	ZMH4, ZMK3, ZMD

TYPE 292 TO SUIT A.P.V.[®] AGITATORS X G N/A

Vulcan manufacture our Type 292 bearing set to suit former "Osborne Craig[®]" brand agitators.

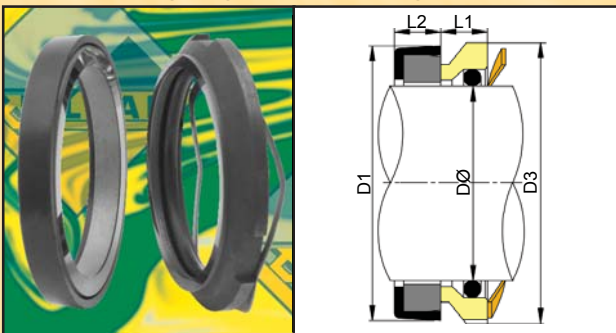
Type 292 features a ceramic self-aligning face set in a Carbon cup bearing.



SHAFT SIZE DØ	SIZE CODE	D1	D3	L1
1.125	0286	57.00	44.44	32.50

TYPE 294 TO SUIT A.P.V.[®] CLEANLINE[®] PUMPS E D S 304

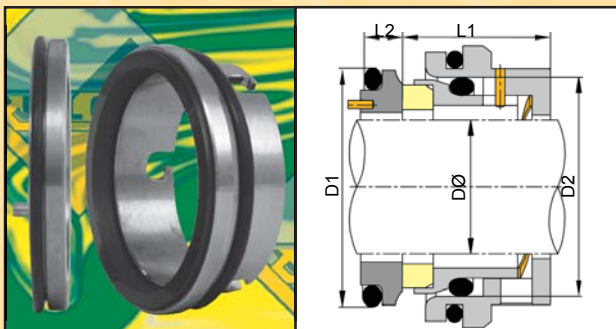
Vulcan manufacture our Type 294 face kits to suit APV[®] Cleanline[®] series pumps. The Vulcan parts are designed to directly replace the wear parts of the O.E.M. seals, it is rarely necessary to replace the seal sleeve and housing as these are non-wearing parts. The kits are supplied with the wave-spring as standard. If the size you require is not shown here, please contact us.



SHAFT SIZE DØ	SIZE CODE	D1	D3	L1	L2	O.E.M. PUMP MODEL
1.125	0286	42.00	42.00	7.70	7.70	CL 0, CL 1
1.875	0476	64.00	66.00	9.00	8.30	CL 2
2.125*	0539	73.00	74.00	12.30	9.30	CL 3

TYPE 295 TO SUIT ZM[®] SERIES PUMPS NE Q 304 FDA

Vulcan manufacture our Type 295 'O'-Ring mounted wave-spring seal to suit former "Pasilac Rosista[®]" brand ZM[®] series pumps.



SHAFT SIZE DØ	SIZE CODE	D1	D2	L1	L2	O.E.M. PUMP MODEL
1.875	0480	63.50	63.50	23.00	7.90	ZMS 5
2.125	0540	73.00	73.00	26.40	7.90	ZMS 6

Note: Due to the clearance between shaft and seal faces, Vulcan's size code may not reflect the actual shaft sizes.

Advice on our Material Codes shown above and our standard coding system are on Pages 109 & 18 of this brochure. For ease, please refer to our O.E.M. Price List where you will find a clear list, filterable by either the O.E.M.'s name or Vulcan Seal Type number, showing all common materials and stock codes, pricing and Stock Guarantee.

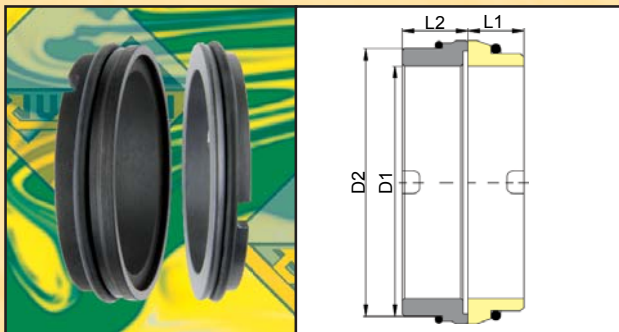
All seals / sizes / materials detailed above are guaranteed ex-stock, unless asterisked. For any other sizes, or identification by X-reference, please refer to the on-line O.E.M. database, or contact us with your requirements.



TYPE 29 SERIES FOR A.P.V.[®] PUMPS

TYPE 297 TO SUIT A.P.V.[®] DW[®] LOBE ROTOR PUMPS E S N/A

Vulcan manufacture replacement seal face kits, complete with 'O'-Rings, to suit A.P.V.[®] DW[®] series lobe rotor pumps. Available with Silicon Carbide rotary face (short face) and Silicon Carbide stationary face (long face). For further sizes or for double seal arrangements, please contact us.

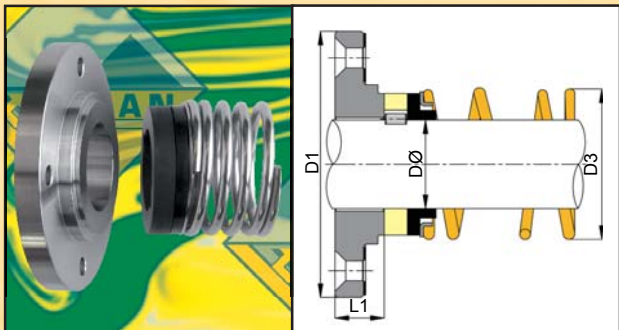


NOMINAL SHAFT SIZE	SIZE CODE	D1	D2	L1	L2	O.E.M. PUMP MODEL
28.00	0280	32.00	40.00	8.50	13.50	DW 1
38.00	0380	41.00	50.00	8.50	13.50	DW 2
48.00	0480	50.00	59.00	9.00	14.50	DW 3
58.00	0580	59.00	68.00	9.00	14.50	DW 4

Note: Due to the clearance between shaft and seal faces, Vulcan's size code may not reflect the actual shaft sizes.

TYPE 272 TO SUIT A.P.V.[®] FORMER D.D.M.M.[®] PUMPS N Q 316

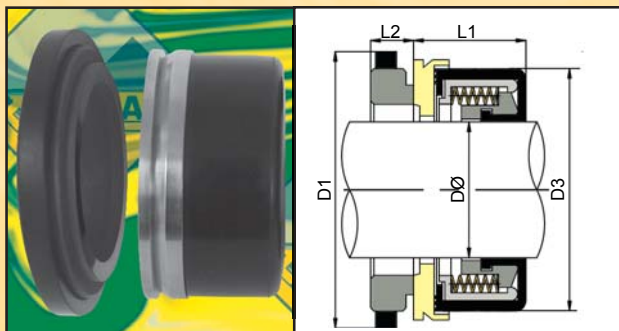
Vulcan manufacture direct replacement seals for former D.D.M.M. Kolding[®] or Pasilac[®] centrifugal pumps, commonly utilised in dairies.



SHAFT SIZE DØ	SIZE CODE	D1	D3	L1
20.00	0200	75.00	38.00	14.00
25.00	0250	75.00	40.00	14.00

TYPE 1644 TO SUIT COMMON POSITIVE DISPLACEMENT PUMPS N P 316

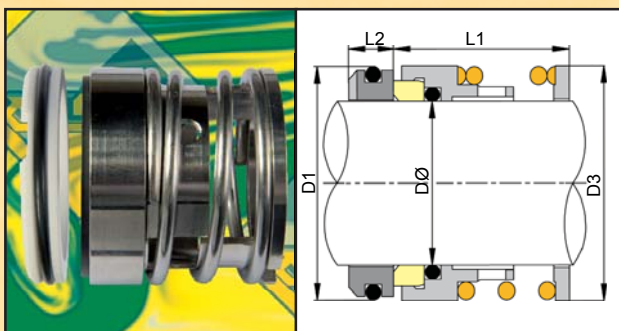
Vulcan manufacture a 1.500" Type 1644 rubber-encased multi-spring seal, for use in positive displacement pumps, frequently found in food processing.



SHAFT SIZE DØ	SIZE CODE	D1	D3	L1	L2
1.500	0381	75.70	65.00	33.33	14.00

VULCAN[®] TYPE 962 TO SUIT WILD[®] INDAG[®] MIXER PUMPS V DB 316 FDA

Vulcan manufacture direct replacement seals for Wild[®] Indag[®] in-line mixer pumps, commonly utilised in dairy, especially yoghurt, production. The seal size code 0270 has the stationary 'O'-Ring mounted into the housing with a push fit block stationary ring, the larger size seals have more conventional stationaries with a central 'O'-Ring groove. Type 962 are supplied in FDA complaint materials as standard.



SHAFT SIZE DØ	SIZE CODE	D1	D3	L1	L2
1.187	0270	41.20	39.00	25.40	11.30
1.500	0381	49.21	49.00	36.50	8.00
1.875	0476	60.30	60.00	38.10	7.70


Advice on our Material Codes shown above and our standard coding system are on Pages 109 & 18 of this brochure. For ease, please refer to our O.E.M. Price List where you will find a clear list, filterable by either the O.E.M.'s name or Vulcan Seal Type number, showing all common materials and stock codes, pricing and Stock Guarantee.

All seals / sizes / materials detailed above are guaranteed ex-stock, unless asterisked. For any other sizes, or identification by X-reference, please refer to the on-line O.E.M. database, or contact us with your requirements.




VULCAN® MECHANICAL SEALS TO SUIT FRISTAM® PUMPS

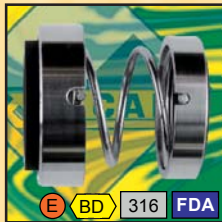
Fristam® centrifugal and lobe-rotor pumps are widely utilised in the dairy, beverage and pharmaceutical industries. Vulcan offer a wide range of components and complete seal sets to directly replace the O.E.M. seal components, without any modification to the seal housings or the pump seal chamber. Vulcan supply from stock individual seal components and complete seal sets, if you require anything not illustrated on the following pages, please contact us.



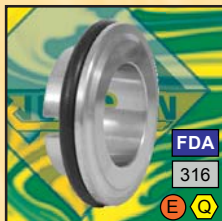
W-XX08/12




W-XX08/12B




Y-XX08/2



W-XX06/61



W-XX05/6



W-XX07/1

INDIVIDUAL VULCAN® ROTARY COMPONENTS; INBOARD ROTARIES

Vulcan's Stock Code

Description

Where XX is stated in the code, apply 22, 30 or 35 as appropriate to shaft size required.

W-XX08/12	Inboard rotary, with base, with inserted Carbon face.
W-XX08/12.S.C.	Inboard rotary, with base, with inserted Silicon Carbide face.
W-XX08/12.T.C.	Inboard rotary, with base, with inserted Tungsten Carbide face.
Y-XX08/2	Inboard rotary, with tappit base, with inserted Carbon.
Y-3508/3	Inboard rotary, with flat tappit base, with inserted Carbon.
Y-3508/4	Inboard rotary, with extended tappit base, with inserted carbon.
Y-XX08/2.R.	Inboard rotary, with tappit base, with inserted SiC/SiC.
W-XX09/2	Inboard rotary, rubber encased, with base, with Carbon face.

OUTBOARD ROTARIES

Vulcan's Stock Code

Description

W-XX08/12B	Outboard rotary (no base), with inserted Carbon face.
W-XX08/12B.S.C.	Outboard rotary (no base), with inserted Silicon Carbide face.
W-XX08/12B.T.C.	Outboard rotary (no base), with inserted Tungsten Carbide face.
W-XX09/1	Outboard rotary, rubber encased, Carbon face.
W-XX09/3	Outboard rotary, rubber encased, Carbon face, with garter spring.

INDIVIDUAL VULCAN® STATIONARY COMPONENTS; INBOARD STATIONARIES

Vulcan's Stock Code

Description

Where XX is stated in the code, apply 22, 30 or 35 as appropriate to shaft size required.

W-XX06/61	Inboard pinned-seat, Monolithic Stainless Steel
W-XX06/61.S.C.	Inboard pinned-seat, inserted Silicon Carbide face
W-XX06/61.T.C.	Inboard pinned-seat, inserted Tungsten Carbide face
W-3006/8	Inboard bi-elastomer seat, Monolithic Stainless Steel
W-3006/8.CER	Inboard bi-elastomer seat, Monolithic Ceramic

OUTBOUND STATIONARIES

Vulcan's Stock Code

Description

W-XX05/6	Outboard seat, Monolithic Stainless Steel
W-XX05/6.S.C.	Outboard seat, inserted Silicon Carbide face
W-XX05/6.T.C.	Outboard seat, inserted Tungsten Carbide face
W-XX05/6.S.C.MON	Outboard seat, Monolithic Silicon Carbide
W-2207/1	Outboard seat, Monolithic Ceramic

FLUSH STATIONARIES

Vulcan's Stock Code

Description

W-2205/1	22mm Flush Seat, 50mm O.D. x 22.5mm Thick, Monolithic Stainless Steel
W-2205/2	22mm Flush Seat, 45mm O.D. x 31.0mm Thick, Monolithic Stainless Steel
W-3005/2	30mm Flush Seat, 60mm O.D. x 28.0mm Thick, Monolithic Stainless Steel
W-3502/2	35mm Flush Seat, 64mm O.D. x 30.0mm Thick, Monolithic Stainless Steel



W-XX09/1



W-XX09/2



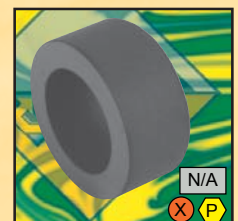
W-XX09/3



W-XX06/8



W-3005/2



W-XX04/9

All seals / sizes / materials detailed above are guaranteed ex-stock, unless asterisked. For any other sizes, or identification by X-reference, please refer to the on-line O.E.M. database, or contact us with your requirements.

For ease, please refer to our O.E.M. Price List where you will find a clear list, filterable by either the O.E.M.'s name or Vulcan Seal Type number, showing all common materials and stock codes, pricing and Stock Guarantee.



VULCAN® MECHANICAL SEALS TO SUIT FRISTAM® PUMPS


INDIVIDUAL VULCAN® COLLET AND HOUSING COMPONENTS;



W-2201/1



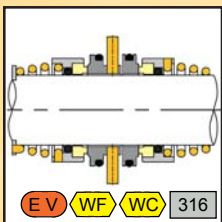
W-2201/2 and /3



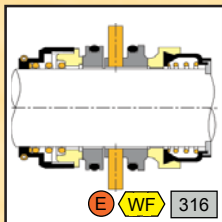
W-2201/4



W-2201/8



Type V9000




Type V9002

Vulcan's Stock Code


W-2201/1
W-3001/1
W-3501/1
W-2201/2
W-3001/2
W-3001/2.CER
W-3501/2
W-3501/2.CER
W-2201/3
W-2201/4
W-3001/4
W-2201/5
W-2201/51
W-2201/53
Y-2201/6
Y-3001/6
W-3501/7
W-2201/8
Y-2201/91
Y-2201/92

Description

Flush collet for double seal, without bush
Flush collet for single or double seal
Flush collet for single or double seal
Flush collet for double seal, with bush
Flush housing with integral seal faces, Stainless Steel
Flush housing with integral seal faces, Ceramic
Flush housing with integral seal faces, Stainless Steel
Flush housing with integral seal faces, Ceramic
Flush collet for double seal, with bush and internal retaining lip for the Carbon bush
Single seal stationary housing, without flush
Single seal stationary housing, without flush
Flush collet for double seal, with extended bushing
Flush collet for double seal, standard bush
Flush collet for single seal, with extended bushing
Flush collet for double seals, without bush
Flush collet for double seals, without bush
Flush collet for double seal, with gland plate
Flush collet for single seal, with extended bushing
Flush collet for double seal, without bush
Flush collet for double seal, without bush, without internal groove



W-3001/1



W-3501/2



W-2201/51



Y-2201/91 and 92

INDIVIDUAL VULCAN® ADDITIONAL COMPONENTS;

Vulcan's Stock Code

W-2204/1
W-2204/3
W-2204/6
W-2204/9

Description

Spacer ring for single seals without flush
Extended Carbon bush for W-2201/8 Collet
Extended Carbon bush for W-2201/5 Collet
Carbon bush for W-2201/2, /3 and /51 Collets

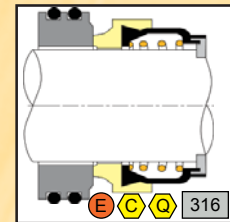
VULCAN® REPAIR SETS (WITHOUT COLLET OR HOUSING COMPONENTS);

Vulcan's Stock Code

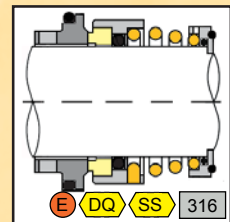
Type V9000
Type V9000A
Type V9001
Type V9002
Type V9005
Type V9006
Type V9007
Type V9008
Type V9010
Type V9011
Type V9012
Type V9016
Type V9017
Type V9020
Type V9021
Type V9023
Type V9030
Type V9040

Description

Internal and external open-spring seals
As above, plus W-2204/9 Carbon bush
Internal open spring seal, rubber encased external seal
Internal and external rubber encased seals
Internal and external open-spring seals, both with short external type seat
Internal open-spring seal, external rubber encased seal, both with short external type seat
Internal tappit-base seal, with external open spring seal
Internal tappit-base seal, with external rubber-encased seal
Internal open-spring seal only
Internal rubber-encased seal only
Internal open-spring seal only, with short external seat.
W-3009/1 rubber encased rotary with bi-elastomer seat.
W-3009/2 rubber encased rotary with bi-elastomer seat.
External open-spring seal only
External rubber-encased seal only
30mm Internal open-spring rotary with bi-elastomer seat
Internal tappit-base seal only
Internal tappit-base rotary, with short external seat.



Type V9017



Type V9030

All the above repair seal sets are supplied with appropriate 'O'-Rings and locating pins for the collet flush housing. For other repair set combinations, please refer to the O.E.M. database and /or our O.E.M. Price List or contact us with your requirements.

All seals / sizes / materials detailed above are guaranteed ex-stock, unless asterisked. For any other sizes, or identification by X-reference, please refer to the on-line O.E.M. database, or contact us with your requirements.

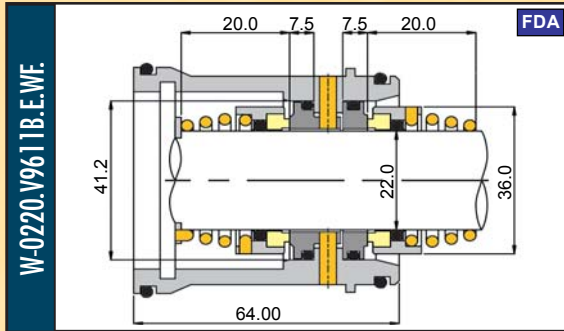
For ease, please refer to our O.E.M. Price List where you will find a clear list, filterable by either the O.E.M.'s name or Vulcan Seal Type number, showing all common materials and stock codes, pricing and Stock Guarantee.



VULCAN® COMPLETE COLLET SEAL SETS TO SUIT FRISTAM® PUMPS

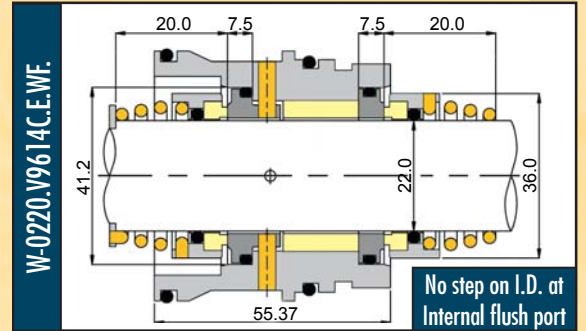
Vulcan supply from stock complete seal units for Fristam® pumps, based on the extensive range of Vulcan components. These complete seal units directly replace the Fristam® O.E.M. assembly, while offering the benefits of Vulcan quality and reliability. The following illustrations only show the most common arrangements for each flush collet or housing type, please ask for alternatives, we have a huge range of variations available to suit your requirements.

W-2201/1 COLLET ARRANGEMENT E WC WF 316 FDA



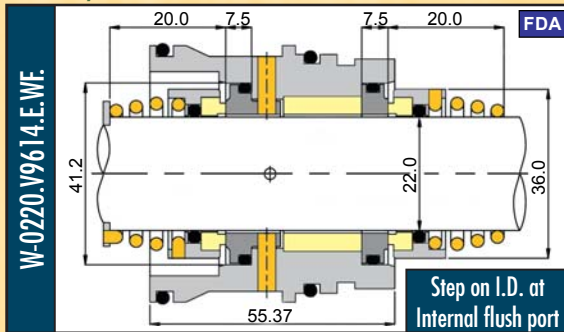
W-2208/12	W-2206/61	W-2205/6	W-2208/12B
INBOARD ROTARY	INBOARD SEAT	OUTBOARD SEAT	OUTBOARD ROTARY

W-2201/2 COLLET ARRANGEMENT E WC WF 316



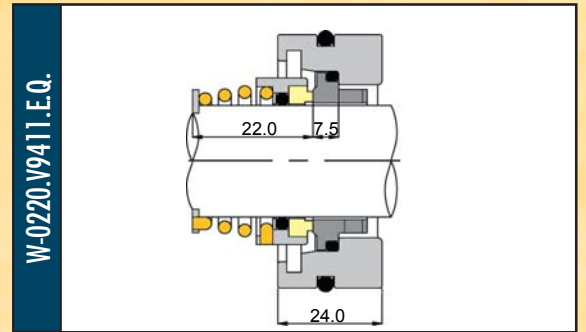
W-2208/12	W-2206/61	W-2204/9	W-2205/6	W-2208/12B
INBOARD ROTARY	INBOARD SEAT	CARBON BUSH	OUTBOARD SEAT	OUTBOARD ROTARY

W-2201/3 COLLET ARRANGEMENT E WC WF 316 FDA



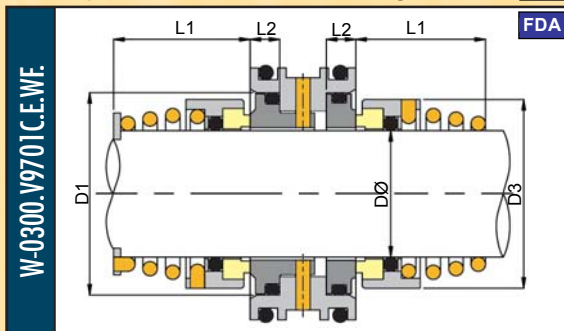
W-2208/12	W-2206/61	W-2204/9	W-2205/6	W-2208/12B
INBOARD ROTARY	INBOARD SEAT	CARBON BUSH	OUTBOARD SEAT	OUTBOARD ROTARY

W-2201/4 COLLET ARRANGEMENT E Q S 316



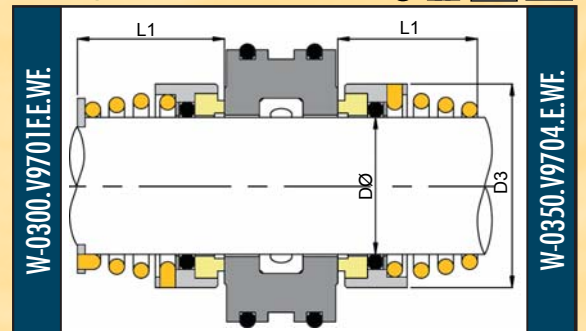
W-2208/12	W-2206/61	W-2201/4
INBOARD ROTARY	INBOARD SEAT	SEAT HOUSING

W-3X01/1 ARRANGEMENT E WC WF 316 FDA



W-XX08/12	W-XX06/61	W-XX05/6	W-XX08/12B
INBOARD ROTARY	INBOARD SEAT	OUTBOARD SEAT	OUTBOARD ROTARY

W-3X01/2 ARRANGEMENT E WF 316 FDA



W-XX08/12	W-XX08/12B
INBOARD ROTARY	OUTBOARD ROTARY

SHAFT SIZE DØ	SIZE CODE	D1	D3	L1	L2
30.00	0300	48.00	43.80	22.00	7.60
35.00	0350	55.50	48.90	26.00	8.60

Advice on our Material Codes shown above and our standard coding system are on Pages 109 & 18 of this brochure. For ease, please refer to our O.E.M. Price List where you will find a clear list, filterable by either the O.E.M.'s name or Vulcan Seal Type number, showing all common materials and stock codes, pricing and Stock Guarantee.

All seals / sizes / materials detailed above are guaranteed ex-stock, unless asterisked. For any other sizes, or identification by X-reference, please refer to the on-line O.E.M. database, or contact us with your requirements.

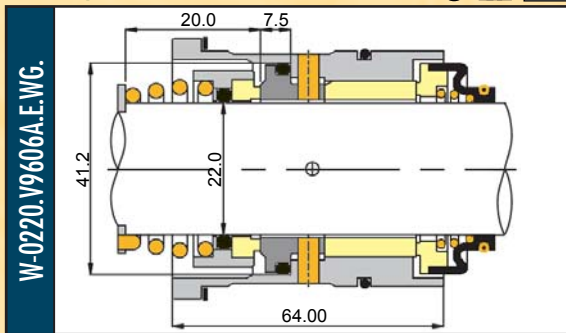


VULCAN® COMPLETE COLLET SEAL SETS TO SUIT FRISTAM® PUMPS

To aid the identification of the correct seal unit, the Vulcan code is derived from the original O.E.M. seal set code, with both a "W-" for 316 Stainless Steel (or "Y" for "F.D.A.") and a shaft size prefix, and a standard format Vulcan material code suffix. For example, a 316 Stainless Steel Vulcan seal set to replace O.E.M. code "9.611b" would be W-0220.V9611B.E.WF, where the 0220 denotes 22mm shaft size, E denotes EP 'O'-rings, and WF denotes Carbon vs Stainless Steel in a double seal arrangement. The following illustrations only show the most common arrangements for each collet style. We have a huge range of variations available to suit your requirements. Please refer our O.E.M. Price List or Web Portal O.E.M. Data-Base, or enquire.

W-2201/5 COLLET ARRANGEMENT

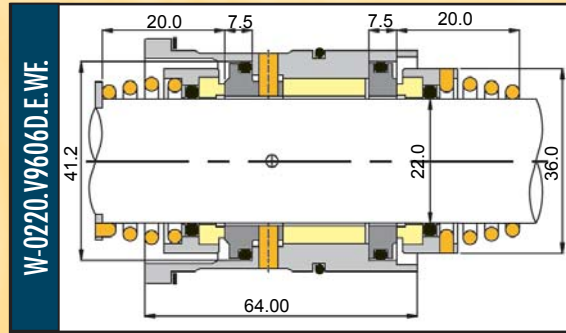
E WD 316



W-2208/12	W-2206/61	W-2204/6	W-2209/3
INBOARD ROTARY	INBOARD SEAT	CARBON BUSH	OUTBOARD ROTARY

W-2201/51 COLLET ARRANGEMENT

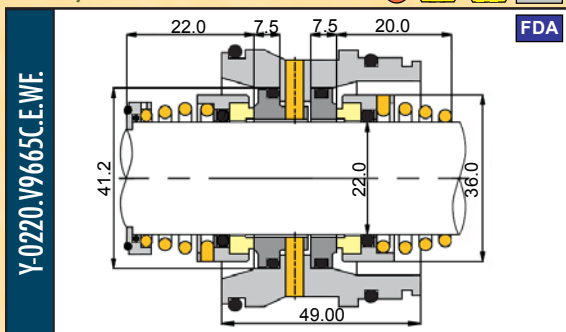
E WC WF 316



W-2208/12	W-2206/61	W-2204/9	W-2205/6	W-2208/12B
INBOARD ROTARY	INBOARD SEAT	CARBON BUSH	OUTBOARD SEAT	OUTBOARD ROTARY

Y-2201/6 COLLET ARRANGEMENT

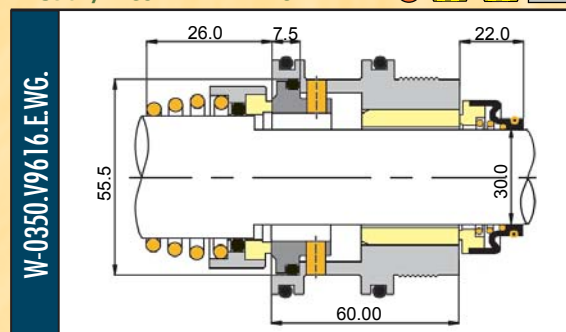
E WC WF 316



Y-2208/2	W-2206/61	W-2205/6	W-2208/12
INBOARD ROTARY	INBOARD SEAT	OUTBOARD SEAT	OUTBOARD ROTARY

W-3501/7 COLLET ARRANGEMENT

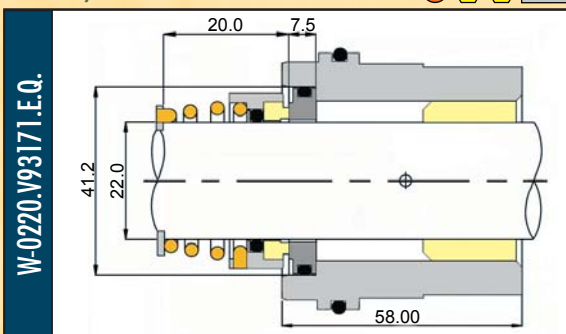
E WC WF 316



W-3508/12	W-3506/61	W-3004/7	W-3009/3
INBOARD ROTARY	INBOARD SEAT	CARBON BUSH	OUTBOARD ROTARY

W-2201/8 COLLET ARRANGEMENT

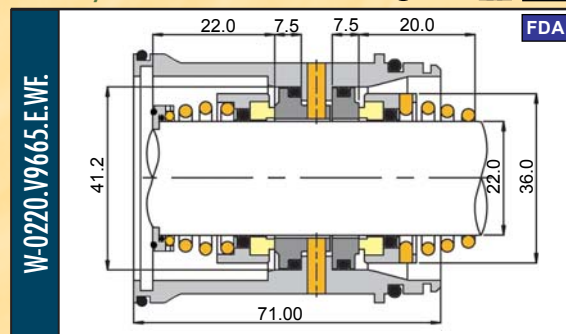
E Q C 316



W-2208/12	W-2205/6	W-2204/3
INBOARD ROTARY	INBOARD SEAT	CARBON BUSH

W-2201/91 COLLET ARRANGEMENT

E WC WF 316



Y-2208/2	W-2206/61	W-2205/6	W-2208/12
INBOARD ROTARY	INBOARD SEAT	OUTBOARD SEAT	OUTBOARD ROTARY

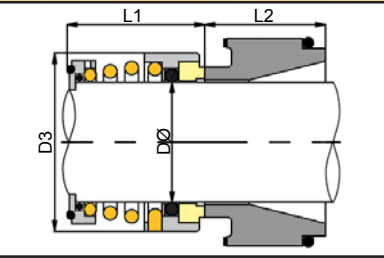
Advice on our Material Codes shown above and our standard coding system are on Pages 109 & 18 of this brochure. For ease, please refer to our O.E.M. Price List where you will find a clear list, filterable by either the O.E.M.'s name or Vulcan Seal Type number, showing all common materials and stock codes, pricing and Stock Guarantee.

All seals / sizes / materials detailed above are guaranteed ex-stock, unless asterisked. For any other sizes, or identification by X-reference, please refer to the on-line O.E.M. database, or contact us with your requirements.



VULCAN® FRISTAM® PUMP SEAL SETS

VULCAN® SEALS TO SUIT NON-FLUSH FRISTAM® FPX PUMPS **E** **RD** **316** **FDA**

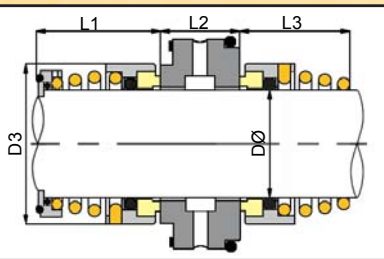


NON-FLUSH SINGLE SEALS, with Silicon Carbide rotary, Monolithic Carbon stationary, and E.P. elastomers, F.D.A. Compliant.

Vulcan's Stock Code
Y-0220.V9018.E.RD.
Y-0300.V9018.E.RD.

SHAFT SIZE DØ	SIZE CODE	D3	L1	L2
22.00	0220	45.00	22.00	30.00
30.00	0300	60.00	24.00	27.00

VULCAN® SEALS TO SUIT FLUSHED FRISTAM® FPX PUMPS



FLUSH SINGLE SEALS, with Carbon rotary, Monolithic Silicon Carbide stationary, and E.P. Elastomers, F.D.A. Compliant. Dimension L3 does not apply.

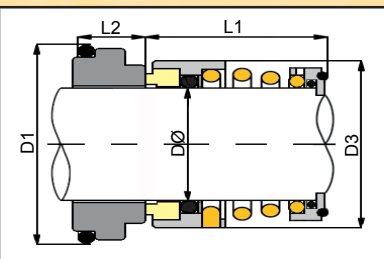
Vulcan's Stock Code
Y-0220.V9019.E.DR. **E** **DR** **316** **FDA**
Y-0300.V9019.E.DR. **E** **DR** **316** **FDA**
Y-0350.V9019.E.DR. **E** **DR** **316** **FDA**

SHAFT SIZE DØ	SIZE CODE	D3	L1	L2	L3
22.00	0220	45.00	22.00	22.00	20.00
30.00	0300	60.00	24.00	28.00	22.00
35.00	0350	64.00	26.00	30.00	26.00

FLUSH DOUBLE SEALS, with Carbon rotaries, Monolithic Silicon Carbide stationary, and E.P. elastomers, F.D.A. Compliant. L3 Applies.

Vulcan's Stock Code
Y-0220.V0633.E.YR. **E** **YR** **316** **FDA**
Y-0300.V0735.E.YR. **E** **YR** **316** **FDA**
Y-0350.V0736.E.YR. **E** **YR** **316** **FDA**

TYPE V9200 TO SUIT FRISTAM® FT-® SERIES PUMPS **E** **R** **316** **FDA**

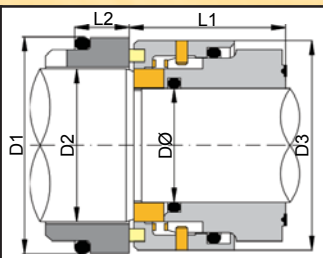


Vulcan manufacture and stock 30mm single seals to suit Fristam® FT200 and FT400 series centrifugal pumps. F.D.A. Compliant.

Vulcan Stock Code = Y-0300.V9200.E.R.

SHAFT SIZE DØ	SIZE CODE	D1	D3	L1	L2
30.00	0300	54.50	44.00	24.00	12.00

TYPE 1676 AND 1696 TO SUIT FRISTAM® MULTI-STAGE PUMPS **V** **R** **316**



Vulcan make multi-spring hydraulically balanced high-performance Type 1676 seals to suit Fristam® FM, FPE, FPH and FPHP series multi-stage centrifugal pumps. Vulcan Stock Code = W-XXXX.1676.V.R.

SHAFT SIZE DØ	SIZE CODE	D1	D2	D3	L1	L2
18.00	0220	37.00	22.00	36.00	32.50	9.00
32.00	0430	61.00	43.00	59.00	40.00	14.00
35.00	0350	61.00	43.00	59.00	30.00	14.00



To complement the Type 1676, Vulcan also supplies the 38mm sleeve and lip seal to seal the flush fluid. For high-performance, we also offer the 38mm Type 1696 external seal, in Carbon vs Ceramic with E.P., as a mechanical seal for the flush position.

Vulcan Stock Codes; W-XXXX.1676.V.X.SLEE and W-XXXX.1696.E.C.

SHAFT SIZE DØ	SIZE CODE	D1	L1	L2
22.00	0220	45.00	25.40	8.10
38.00	0380	62.00	23.80	8.10

Advice on our Material Codes shown above and our standard coding system are on Pages 109 & 18 of this brochure. For ease, please refer to our O.E.M. Price List where you will find a clear list, filterable by either the O.E.M.'s name or Vulcan Seal Type number, showing all common materials and stock codes, pricing and Stock Guarantee.

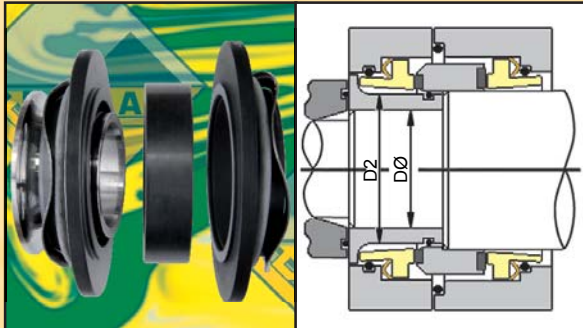
All seals / sizes / materials detailed above are guaranteed ex-stock, unless asterisked. For any other sizes, or identification by X-reference, please refer to the on-line O.E.M. database, or contact us with your requirements.






VULCAN® SEALS TO SUIT FRISTAM® LOBE ROTOR PUMPS

VULCAN® SEALS TO SUIT FRISTAM® FLII SERIES LOBE ROTOR PUMPS

Vulcan manufacture and stock seal sets to directly replace the single and double arrangements in Fristam® FLII Series lobe rotor pumps. Available with Monolithic Silicon Carbide central rotary face and inboard stationary, with Carbon outboard stationary for double seal arrangements.



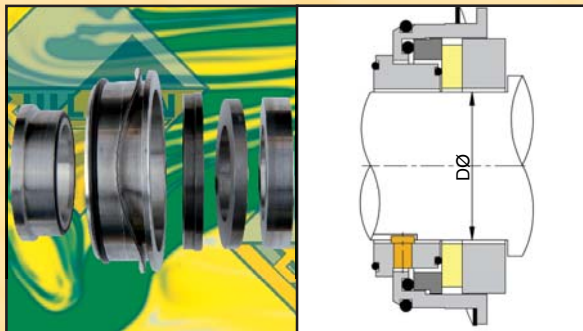
Vulcan's Stock Code

W-XX02/1 Single seal in SSiC vs SSiC 
 W-XX02/1.CAR Single seal in SSiC vs Carbon 
 W-XX02/2 Double seal in SSiC vs SSiC vs Carbon 

SLEEVE O.D. D2	SIZE CODE DØ	O.E.M. PUMP MODEL
28.00	0200	FLII 55
38.00	0300	FLII 75
50.00	0400	FLII 100
62.00	0520	FLII 130

VULCAN® SEALS TO SUIT FRISTAM® FL, FLF AND FLFN SERIES LOBE ROTOR PUMPS

Vulcan manufacture and stock complete seals to directly replace the O.E.M. seals in Fristam® FL, FLF and FLFN series lobe rotor pumps. Available with Tungsten Carbide vs. Tungsten Carbide seal faces as standard, to improve seal life in the poor lubrication conditions common in the applications these pumps are utilised for.



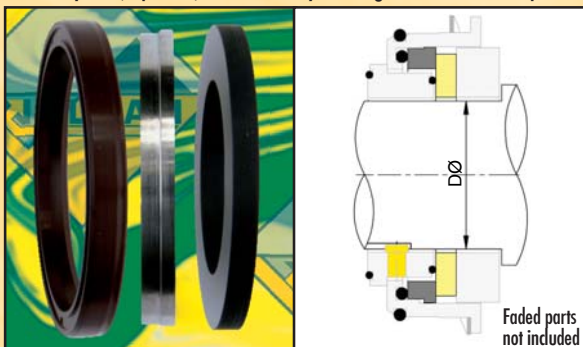
Vulcan's Stock Code

W-XX10/1 Single seal in Tungsten Carbide Vs Tungsten Carbide with EP 'O'-Rings.




SHAFT SIZE DØ	SIZE CODE	O.E.M. PUMP MODEL
20.00	0200	FL55 , FLF55
31.00	0300	FL75 , FLF75
38.00	0380	FL100 , FLF100

VULCAN® SEALS TO SUIT FRISTAM® FK AND FL SERIES SEALS

Vulcan also supply repair sets for the Fristam® FK and FL series seals. These kits will suit either Vulcan or original O.E.M. seals, and contain rotary face, stationary face, lip seals, and necessary 'O'-rings. The kits contain parts to repair two seals, so only one repair kit is required for each pump repair.

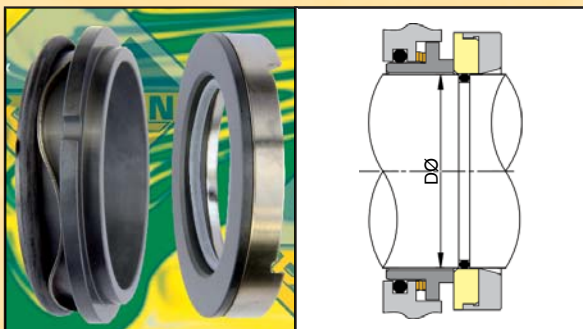


Vulcan's Stock Code

W-XX11/2 Repair set in T.C. Vs T.C. with EP 'O'-Rings 
 W-XX11/3 Repair set in Carbon vs Stainless Steel with EP 'O'-Rings. 
 W-XX11/3.VIT Repair set in Carbon vs Stainless Steel with Viton® 'O'-Rings. 

SHAFT SIZE DØ	SIZE CODE	O.E.M. PUMP MODEL
20.00	0200	FL55 , FLF55
31.00	0300	FL75 , FLF75
38.00	0380	FL100 , FLF100
52.00	0500	FL130 , FLF130

VULCAN® SEALS TO SUIT FRISTAM® FKL50 LOBE ROTOR PUMPS



Vulcan manufacture complete single and double seals for the common FKL50 lobe rotor pump. The Vulcan design incorporates an inserted Silicon Carbide rotary, removing the O.E.M. chrome oxide rotary and providing a cleaner solution for food process. For further FKL series seals, please contact us.

Vulcan's Stock Code

W-4820/1 Single seal in SSiC vs SSiC with Viton® 'O'-Rings
 W-4820/2 Double with SSiC vs SSiC vs Carbon, Viton® 'O'-Rings.

SHAFT SIZE DØ	SIZE CODE	O.E.M. PUMP MODEL
48.00	0480	FKL50 , FZX 2100, FZX 2150, FZX 2200 , FZX 2250

Advice on our Material Codes shown above and our standard coding system are on Pages 109 & 18 of this brochure. For ease, please refer to our O.E.M. Price List where you will find a clear list, filterable by either the O.E.M.'s name or Vulcan Seal Type number, showing all common materials and stock codes, pricing and Stock Guarantee.

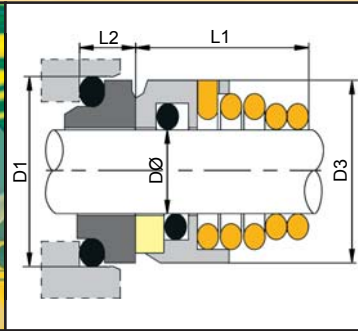
All seals / sizes / materials detailed above are guaranteed ex-stock, unless asterisked. For any other sizes, or identification by X-reference, please refer to the on-line O.E.M. database, or contact us with your requirements.



VULCAN® SEALS TO SUIT GRUNDFOS® HILGE® PUMPS

CONICAL SPRING SEAL TYPES

Vulcan manufacture and stock a wide range of conical spring seals to suit several Grundfos® Hilge® centrifugal pump ranges, such as Hygia®, Maxana® and Sipla®. To aid identification of these very similar looking seals, please use the table below as your guide, showing the installed dimensions with the Vulcan Type code and the O.E.M. Type code.



Vulcan's Stock Code Example

Please replace XXXX with the size code and YY with the relevant Vulcan Type code.

W-XXXX.YY.R.E.P.

Type YY, as per Vulcan Type Code shown below, with clockwise coil, Stainless Steel vs Carbon, and E.P. elastomer.

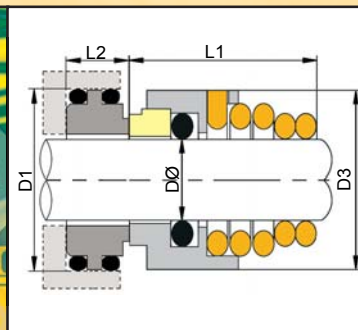
W-XXXX.YY.R.E.S.

Type YY, as per Vulcan Type Code shown below, with clockwise coil, Silicon Carbide seal faces, and E.P. elastomer.

SHAFT SIZE DØ	SIZE CODE	D1	D3	L1	L2	VULCAN TYPE CODE	O.E.M. SEAL CODE	GUARANTEED STOCK MATERIALS
19.00	0190	30.90	31.00	25.00	8.00	12	001-19 O3	EV PS 316 FDA
19.00	0190	30.90	31.00	25.00	8.00	12S	001-19 O5	EV PS 316
19.00	0190	35.00	31.00	20.00	9.50	8BU	002-19 O3	EV PS 316
22.00	0220	37.00	33.00	27.50	10.00	126	L1K-22 F3	EV PS 316 FDA
28.00	0280	43.30	40.00	29.00	9.00	12	001-28 O3	EV PS 316 FDA
28.00	0280	43.30	40.00	29.00	9.00	12H	001-28 A3	EV S 316
28.00	0280	43.30	40.00	29.00	9.00	12S	001-28 O5	EV PS 316
28.00	0280	42.00	40.00	24.60	11.00	8B	002-28 O3	EV P 316
30.00	0300	45.00	43.00	32.50	10.00	126	L1K-30 F3	EV PS 316 FDA
30.00	0300	45.00	43.00	32.50	10.00	126L	L1K-30 G3	EV S 316
30.00	0300	45.00	43.00	40.00	10.00	127	L1N-30 D3	EV PS 316
38.00	0380	60.50	53.00	39.00	11.50	12	001-38 O3	EV PS 316 FDA
38.00	0380	55.00	53.00	31.00	11.50	8B	002-38 O3	EV P 316
40.00	0400	58.00	56.00	34.00	13.00	126	L1K-40 F3	EV PS 316 FDA
40.00	0400	58.00	56.00	34.00	13.00	126L	L1K-40 G3	EV S 316
50.00	0500	70.00	66.00	38.00	14.00	126	L1K-50 F3	EV P 316
50.00	0500	70.00	66.00	38.00	14.00	126L	L1K-50 G3	EV S 316
50.00*	0500	70.00	66.00	43.00	14.00	8BU	1238-50 O3	EV P 316

If the final digit of the O.E.M. seal code is "2" then the replacement seal requires an anti-clockwise rotation coil. Please replace the "R" character in the Vulcan code with "L" for anti-clockwise coil. If the O.E.M. code you require is not listed, check the two seal types following or please contact us with your requirements.

TYPE 128 E P R 316



Vulcan manufacture and stock our Type 128 conical spring seals with bi-elastomeric seats, for pumps with flushed seal chambers.

The Type 128 is frequently installed in tandem with the Type 12 seals listed above, on Grundfos®, Hilge® centrifugal pumps.

SHAFT SIZE DØ	SIZE CODE	D1	D3	L1	L2	O.E.M. SEAL CODE
19.00	0190	39.30	31.00	20.00	10.80	OB3-19 B3
28.00	0280	47.30	40.00	26.50	11.30	OB3-28 B3
38.00	0380	59.30	53.00	33.50	11.30	OB3-38 B3

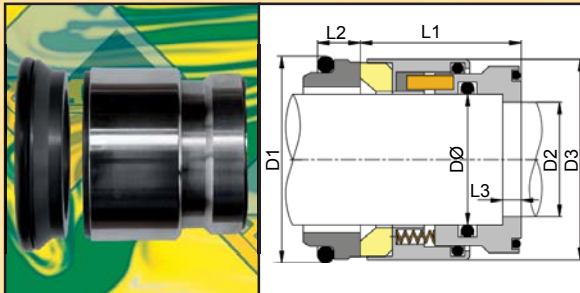
Advice on our Material Codes shown above and our standard coding system are on Pages 109 & 18 of this brochure. For ease, please refer to our O.E.M. Price List where you will find a clear list, filterable by either the O.E.M.'s name or Vulcan Seal Type number, showing all common materials and stock codes, pricing and Stock Guarantee.

All seals / sizes / materials detailed above are guaranteed ex-stock, unless asterisked. For any other sizes, or identification by X-reference, please refer to the on-line O.E.M. database, or contact us with your requirements.



VULCAN® SEALS TO SUIT GRUNDFOS® HILGE® INOXPA® AND JABSCO® PUMPS

HYGIENIC 1662/1663 SEAL TYPES



Vulcan manufacture and stock multi-spring seals to replace the original O.E.M. wave-spring seals, utilised for hygienic applications in Grundfos® Hilge® centrifugal pumps.

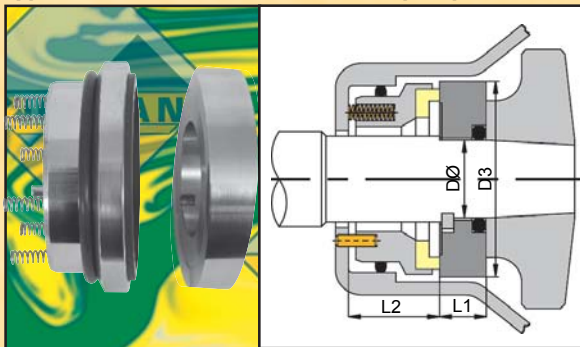
The common centrifugal series includes; Hygiana®, Euro Hygia®, Maxana®, Dura®, Sipla®, Contra® and Durietta®. However, the seal codes are universal and you may identify your seal from the codes below.

Conversion to the direct replacement Vulcan balanced multiple-spring design avoids the potential for premature single wave-spring failure.

SHAFT SIZE DØ	SIZE CODE	D1	D2	D3	L1	L2	L3	VULCAN TYPE CODE	O.E.M. SEAL CODE	GUARANTEED STOCK MATERIALS
19.00	0190	30.90	16.00	33.50	29.00	8.00	4.00	1662	001-19 O1	EV CS R 316 FDA
28.00	0280	43.30	24.00	43.00	33.00	9.00	4.00	1662	001-28 O1	EV CS R 316 FDA
28.00	0280	43.30	24.00	43.00	33.00	9.00	4.00	1662L	001-28 A1	EV R 316 FDA
28.00	0280	48.00	24.00	43.00	34.50	10.50	0.50	1663	BS2-28 O1	EV CS R 316
28.00	0280	48.00	24.00	43.00	38.00	10.50	4.00	1663A	BS3-28 O1	EV CS R 316
38.00*	0380	60.50	35.00	52.80	43.00	11.50	4.00	1662	001-38 O1	EV CS R 316 FDA
38.00	0380	57.10	35.00	52.80	35.00	10.50	0.50	1663	BS2-38 O1	EV CS R 316

VULCAN® SEALS TO SUIT INOXPA® PUMPS

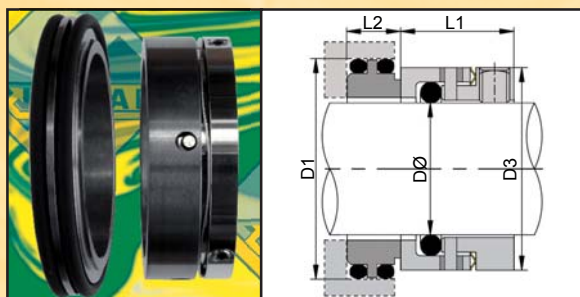
Type 50 Seals to suit Prolac® Series pumps EV P H S 316 FDA



Vulcan manufacture and stock Type 50 stationary multi-spring seals, to suit Inoxpa® Prolac® "S" series pumps, with single or tandem seal arrangements. With stationary seals like the Type 50, the coils are on the stationary and the rotary is a counter-ring. Pumps with flushed seal chambers use tandem seals, with the Vulcan Type 50 in the impeller position, and a standard Vulcan Type 1688 in the outer flush water position. Dimensions for the Type 1688 can be found in the Wave-Spring Seals section.

SHAFT SIZE DØ	SIZE CODE	D3	L1	L2
0.625	0158	44.50	26.00	10.50
1.000	0254	53.50	26.00	10.00
1.500	0381	74.00	31.00	15.50

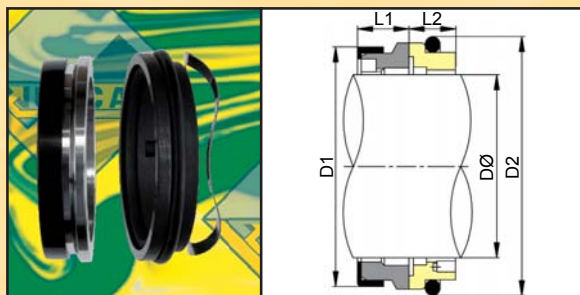
TYPE 1683 SEALS TO SUIT INOXPA® SLR® SERIES LOBE ROTOR PUMPS V P 316



Vulcan manufacture and stock Type 1683 wave-spring 'O'-Ring mounted seals with bi-elastomeric seats, to suit Inoxpa® SLR® series lobe-rotor pumps. As with the majority of lobe rotor designs, two seals are required for each pump.

SHAFT SIZE DØ	SIZE CODE	D1	D3	L1	L2
28.00	0280	45.00	39.00	19.10	12.00
35.00	0350	53.00	45.50	19.10	12.00
50.00	0500	70.00	63.50	23.00	12.00
65.00	0650	90.00	82.30	25.80	14.00

VULCAN® TYPE 1651 SEALS TO SUIT JABSCO® PUMPS N P 304 FDA



Vulcan manufacture and stock Type 1651 face sets to suit I.T.T. Jabsco® Hy-line® lobe-rotor pumps. Vulcan also offers other seals to suit common I.T.T. Jabsco® O.E.M. equipment, please contact us for details.

SHAFT SIZE DØ	SIZE CODE	D1	D2	L1	L2	O.E.M. PUMP MODEL
1.000	0254	37.00	38.00	11.10	12.30	LH 32, 34 & 42
1.375	0349	48.00	51.50	11.50	12.50	LH 44, LH 52
1.875	0476	60.50	64.50	12.70	13.70	LH 62, LH 64

Advice on our Material Codes shown above and our standard coding system are on Pages 109 & 18 of this brochure. For ease, please refer to our O.E.M. Price List where you will find a clear list, filterable by either the O.E.M.'s name or Vulcan Seal Type number, showing all common materials and stock codes, pricing and Stock Guarantee.

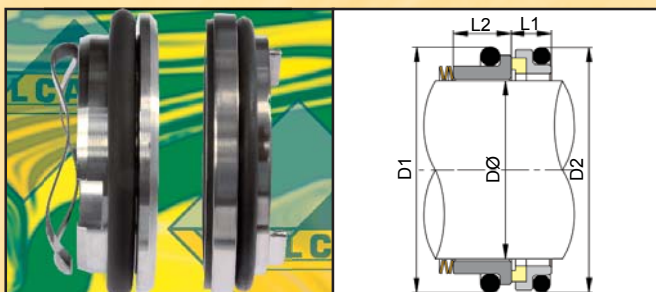
All seals / sizes / materials detailed above are guaranteed ex-stock, unless asterisked. For any other sizes, or identification by X-reference, please refer to the on-line O.E.M. database, or contact us with your requirements.



VULCAN® SEALS FOR JOHNSON® PUMPS

Vulcan manufacture and stock a wide range of standard range seals that are utilised in S.P.X.® Johnson® equipment, such as our Type 24S, Type 192B and Type 1677M seal ranges. Vulcan also make and stock several special design / dimension seals, the most common of which are detailed below.

TYPE 1650 FACE SETS TO SUIT OL® -SERIES LOBE ROTOR PUMPS V Q 304

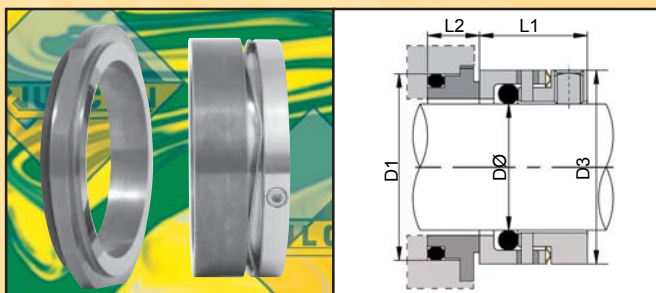


Vulcan manufacture and stock replacement seal face sets, complete with wave-springs and the necessary 'O'-Rings, in shaft sizes 24, 40 and 53mm.

For 75mm and all double seal versions, to suit pumps with flushed chambers, please contact us.

SHAFT SIZE DØ	SIZE CODE	D1	D2	L1	L2	O.E.M. PUMP MODEL
24.00	0240	38.00	37.50	11.00	14.00	OL 1
40.00	0400	58.00	56.00	12.50	15.50	OL 2
53.00	0530	71.00	69.00	11.50	17.50	OL 3

TYPE 1688Y SEALS TO SUIT IC® AND PD® -SERIES LOBE ROTOR PUMPS E H 304

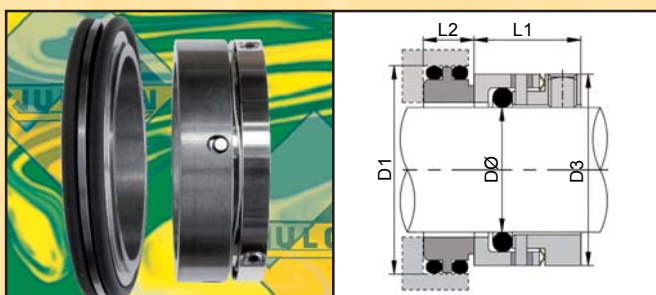


Vulcan manufacture and stock our Type 1688Y 'O'-Ring mounted wave-spring seals, with the very distinctive seat outer profile. 30mm size stationary has a single semi-circular anti-rotation slot, other sizes have three flat anti-rotation "slots".

Vulcan also offer our Type 1682Y in 30mm and 35mm sizes, featuring a standard Type 1682 rotary with the 1688Y stationary, which maybe the preferred option for these shaft sizes.

SHAFT SIZE DØ	SIZE CODE	D1	D3	L1	L2	O.E.M. PUMP MODEL
30.00	0300	40.00	41.00	19.10	9.30	IC 10 , PD 10
35.00	0350	44.50	45.50	19.10	9.20	IC 20 , PD 20
50.00	0500	62.00	61.90	21.10	10.40	IC 30 , PD 30
70.00*	0700	85.00	88.90	25.80	14.10	IC 40 , PD 40
80.00*	0800	95.00	101.00	25.80	16.20	IC 50 , PD 50

TYPE 1688Z SEALS TO SUIT TL® -SERIES LOBE ROTOR PUMPS E U H 316



Vulcan manufacture and stock our Type 1688Z 'O'-Ring mounted wave-spring seals with bi-elastomeric stationaries, to suit "Top Lobe®" series lobe-rotor pumps.

PLEASE NOTE;

Vulcan offer other specific design seals to suit S.P.X. Johnson pumps, such as our Type 1649 to suit "Top Wing®" and our Type 1698 to suit "SQ®" series pumps. Please contact us with your requirements and for stock availability on these.

SHAFT SIZE DØ	SIZE CODE	D1	D3	L1	L2	O.E.M. PUMP MODEL
30.00	0300	48.00	41.00	19.10	10.30	TL 1
35.00	0350	55.00	45.50	19.10	12.00	TL 2
50.00	0500	72.00	61.90	21.10	12.00	TL 3

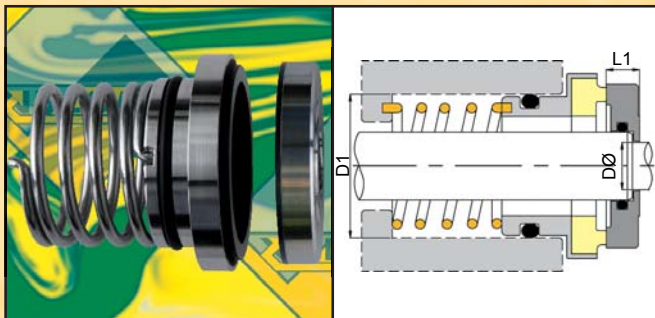
Advice on our Material Codes shown above and our standard coding system are on Pages 109 & 18 of this brochure. For ease, please refer to our O.E.M. Price List where you will find a clear list, filterable by either the O.E.M.'s name or Vulcan Seal Type number, showing all common materials and stock codes, pricing and Stock Guarantee.

All seals / sizes / materials detailed above are guaranteed ex-stock, unless asterisked. For any other sizes, or identification by X-reference, please refer to the on-line O.E.M. database, or contact us with your requirements.



VULCAN® SEALS TO SUIT G.E.A.® TUCHENHAGEN® PUMPS

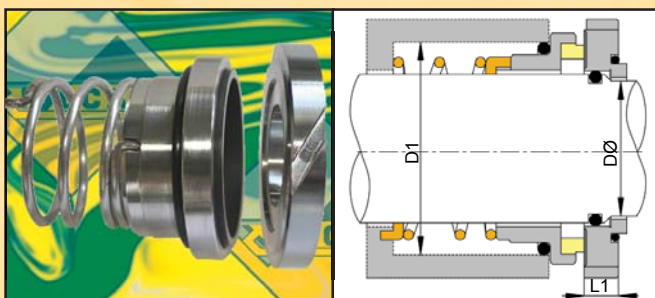
TYPE 94 STATIONARY SEALS TO SUIT AG, ZG, AR AND ZR SERIES PUMPS 304



Vulcan manufacture and stock a range of single-spring stationary seals, with Silicon Carbide faced counter-ring rotaries, and inserted Carbon sprung-stationaries to replace the chrome-oxide coated rotaries of the O.E.M. seals.

SHAFT SIZE DØ	SIZE CODE	D1	L1
16.00	0120	30.00	7.00
24.00	0180	50.00	11.00
25.00	0210	50.00	11.00
35.00	0280	50.00	11.00

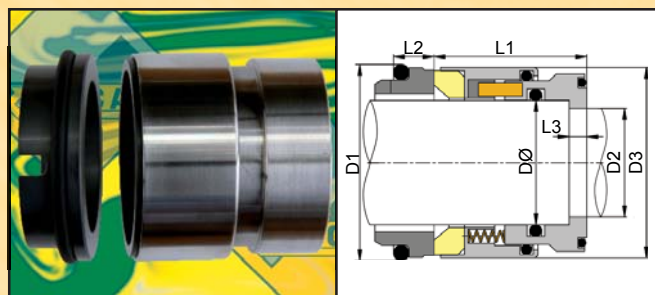
TYPE B94 STATIONARY SEALS TO SUIT VP SERIES PUMPS 304



Vulcan manufacture and stock a range of single-spring stationary seals, with Stainless Steel counter-ring rotaries with outer turning-vane, and inserted Carbon sprung-stationaries.

SHAFT SIZE DØ	SIZE CODE	D1	L1
18.00	0210	40.00	10.00
22.00	0300	55.00	11.00
30.00	0350	55.00	11.00

TYPE 1661 HYGIENIC SEALS TO SUIT VARIFLOW® KN PUMPS 316

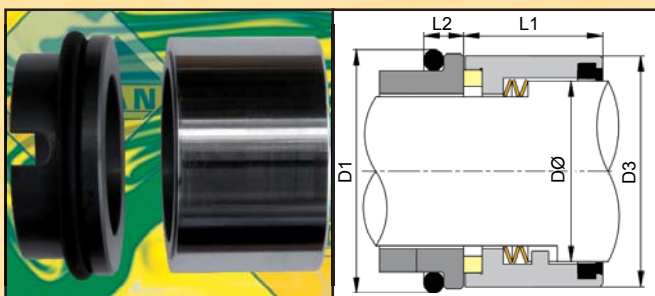


Vulcan manufacture and stock two sizes of hydraulically balanced, multi-spring hygienic seals to suit Variflow® KN-series pumps, directly replacing the original design.

Please contact us if you require the 50mm size or double seals for pumps with flushed seal chambers.

SHAFT SIZE DØ	SIZE CODE	D1	D2	D3	L1	L2	L3	O.E.M. TYPE CODE
30.00	0300	45.00	21.50	44.50	32.50	7.00	4.00	KN 1
35.00	0350	50.00	28.00	49.30	40.50	7.00	4.00	KN 3

TYPE 1691 HYGIENIC SEALS TO SUIT VARIFLOW® TP PUMPS 316 FDA



Vulcan manufacture and stock two sizes of hydraulically balanced, multi-spring hygienic seals to suit Variflow® TP-series pumps.

The rotary head locates directly onto a specific area of the shaft, removing the need for an inner barrel. The rotary also has a distinctive very low seal face protrusion profile.

SHAFT SIZE DØ	SIZE CODE	D1	D3	L1	L2	O.E.M. PUMP MODEL
30.00	0250	40.00	39.00	24.50	7.00	TP10, TP15, TP20, TP30
35.00	0300	45.00	44.00	25.50	7.00	TP16, TP25, TP50, TP80

Advice on our Material Codes shown above and our standard coding system are on Pages 109 & 18 of this brochure. For ease, please refer to our O.E.M. Price List where you will find a clear list, filterable by either the O.E.M.'s name or Vulcan Seal Type number, showing all common materials and stock codes, pricing and Stock Guarantee.

All seals / sizes / materials detailed above are guaranteed ex-stock, unless asterisked. For any other sizes, or identification by X-reference, please refer to the on-line O.E.M. database, or contact us with your requirements.



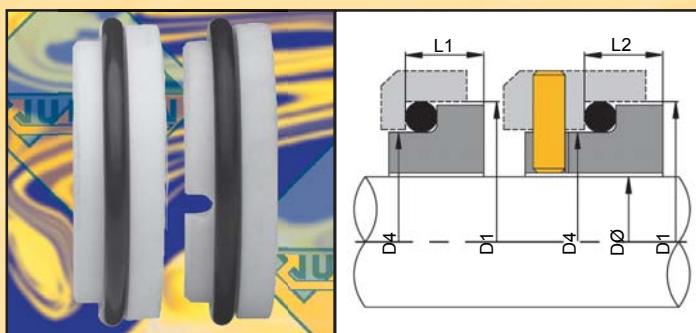
Vulcan Stationary Seat Types, Clamp Rings And Seal Repair



Section 12



TYPE 8DIN SHORT/LONG 'O'-RING SEATS



Common 'O'-Ring mounted stationaries to suit EURO-DIN housing sizes, designed to provide a wide range of compatability with Vulcan rotary seal types.

Type 8DIN LONG has an anti-rotation pin provision and is recomended particularly for larger shaft sizes and / or more viscous media. Type 8DIN SHORT is a standard short EURO-DIN seat with no pin slot.

VULCAN STANDARD SIZES

Metric Shaft Size DØ	Size Code	D1	D4	DINS L1	DINL L2	DINL SLOT WIDTH	DINL SLOT DEPTH
10	0100	21.00	16.42	6.60	10.00	4.00	5.00
12	0120	23.00	18.42	6.60	10.00	4.00	5.00
14	0140	25.00	20.42	6.60	10.00	4.00	5.00
16	0160	27.00	22.42	6.60	10.00	4.00	5.00
18	0180	33.00	26.60	7.50	11.50	4.00	5.50
20	0200	35.00	28.60	7.50	11.50	4.00	5.50
22	0220	37.00	30.60	7.50	11.50	4.00	5.50
24	0240	39.00	32.60	7.50	11.50	4.00	5.50
25	0250	40.00	33.60	7.50	11.50	4.00	5.50
28	0280	43.00	36.60	7.50	11.50	4.00	5.50
30	0300	45.00	38.60	7.50	11.50	4.00	5.50
32	0320	48.00	41.60	7.50	11.50	4.00	5.50
33	0330	48.00	41.60	7.50	11.50	4.00	5.50
35	0350	50.00	43.80	7.50	11.50	4.00	5.50
38	0380	56.00	48.80	9.00	14.00	5.00	5.50
40	0400	58.00	50.80	9.00	14.00	5.00	5.50
43	0430	61.00	53.80	9.00	14.00	5.00	5.50
45	0450	63.00	55.80	9.00	14.00	5.00	5.50
48	0480	66.00	58.80	9.00	14.00	5.00	5.50
50	0500	70.00	61.25	9.50	15.00	5.00	5.50
53	0530	73.00	64.25	11.00	15.00	5.00	5.50
55	0550	75.00	66.25	11.00	15.00	5.00	5.50
58	0580	78.00	69.25	11.00	15.00	5.00	5.50
60	0600	80.00	71.25	11.00	15.00	5.00	5.50
63	0630	83.00	74.25	11.00	15.00	5.00	5.50
65	0650	85.00	76.25	11.00	15.00	5.00	5.50
68	0680	90.00	80.50	11.30	18.00	5.00	5.50
70	0700	92.00	82.60	11.30	18.00	5.00	5.50
75	0750	97.00	87.60	11.30	18.00	5.00	5.50
80	0800	105.00	94.70	12.00	18.20	5.00	5.50
85	0850	110.00	99.70	14.00	18.20	5.00	5.50
90	0900	115.00	104.70	14.00	18.20	5.00	5.50
95	0950	120.00	109.70	14.00	17.20	5.00	5.50
100	1000	125.00	114.70	14.00	17.20	5.00	5.50

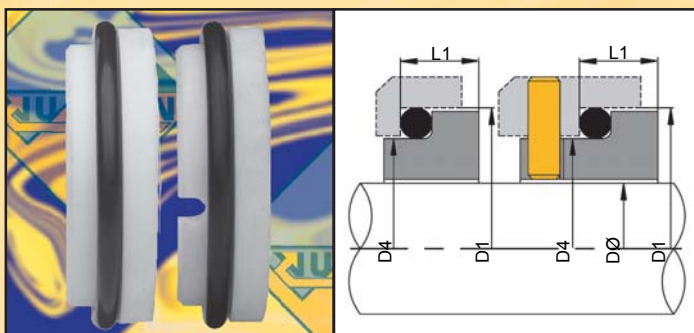
All sizes shown of Type 8 DINL and 8 DINS seats are part of our Guaranteed Ex-stock Range, in 99% Ceramic and RB SiC Carbide; but Type 8 DINS is guaranteed up to and including 80 mm size only. Carbon, SiNSiC Carbide and Tungsten Carbide seats, along with larger sizes of Type 8 DINS over 80 mm, are stocked in most, but not all, sizes. All stocked seats are available with either Nitrile, E.P. or Viton® Elastomers.

For more information on guaranteed materials on these types, please refer to Page 27

Please refer to the Technical and Material Standards Section for advice and information on our full range of materials, guaranteed stock policies and more advice on operating limits.



TYPE 24 SHORT/LONG 'O'-RING SEATS



Common 'O'-Ring mounted stationaries to suit DIN housing sizes, designed to provide a wide range of compatibility with Vulcan rotary types.

Type 24DIN LONG has anti-rotation provision and is recommended particularly for larger shaft sizes and / or more viscous media. Type 24DIN SHORT is a standard short DIN seat with no pin slot.

VULCAN STANDARD SIZES

Metric Shaft Size DØ	Size Code	D1	D4	DINS / DINL L1	DINL SLOT WIDTH	DINL SLOT DEPTH
10	0100	21.00	16.42	8.60	4.00	5.00
12	0120	23.00	18.42	8.60	4.00	5.00
14	0140	25.00	20.42	8.60	4.00	5.00
16	0160	27.00	22.42	8.60	4.00	5.00
18	0180	33.00	26.60	10.00	4.00	5.50
20	0200	35.00	28.60	10.00	4.00	5.50
22	0220	37.00	30.60	10.00	4.00	5.50
24	0240	39.00	32.60	10.00	4.00	5.50
25	0250	40.00	33.60	10.00	4.00	5.50
28	0280	43.00	36.60	10.00	4.00	5.50
30	0300	45.00	38.60	10.00	4.00	5.50
32	0320	48.00	41.60	10.00	4.00	5.50
33	0330	48.00	41.60	10.00	4.00	5.50
35	0350	50.00	43.80	10.00	4.00	5.50
38	0380	56.00	48.80	11.00	5.00	5.50
40	0400	58.00	50.80	11.00	5.00	5.50
43	0430	61.00	53.80	11.00	5.00	5.50
45	0450	63.00	55.80	11.00	5.00	5.50
48	0480	66.00	58.80	11.00	5.00	5.50
50	0500	70.00	61.25	13.00	5.00	5.50
53	0530	73.00	64.25	13.00	5.00	5.50
55	0550	75.00	66.25	13.00	5.00	5.50
58	0580	78.00	69.25	13.00	5.00	5.50
60	0600	80.00	71.25	13.00	5.00	5.50
63	0630	83.00	74.25	13.00	5.00	5.50
65	0650	85.00	76.25	13.00	5.00	5.50
68	0680	90.00	80.50	15.30	5.00	5.50
70	0700	92.00	82.60	15.30	5.00	5.50
75	0750	97.00	87.60	15.30	5.00	5.50
80	0800	105.00	94.70	15.70	5.00	5.50
85	0850	110.00	99.70	15.70	5.00	5.50
90	0900	115.00	104.70	15.70	5.00	5.50
95	0950	120.00	109.70	15.70	5.00	5.50
100	1000	125.00	114.70	15.70	5.00	5.50

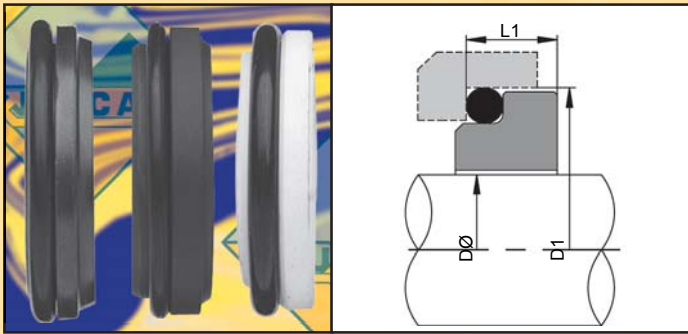
All sizes shown of Type 24 DINL and 24 DINS seats are part of our Guaranteed Ex-Stock range, in 99% Ceramic and RB SiC; but Type 24 DINS seats is guaranteed up to and including 80 mm size only. Tungsten Carbide seats and larger sizes of Type 24 DINS, over 80 mm, are stocked in most, but not all, sizes. All stocked seats are available with either Nitrile, E.P. or Viton® Elastomers.

For more information on guaranteed materials on these types, please refer to Page 57

Please refer to the Technical and Material Standards Section for advice and information on our full range of materials, Guaranteed stock policies and more advice on operating limits.



STANDARD 'O'-RING MOUNTED SEATS



Common Vulcan 'O'-Ring mounted designs without anti-rotation provision, to suit common European housing sizes including DIN.

These are industry standard seats, commonly specified for Conical Spring Seats on general duties. However, consideration should be given to using long-style seats, with anti-rotation provision, should the conditions necessitate.

VULCAN STANDARD SIZES

Metric Shaft Size DØ	Size Code	Type 8.STD		Type 8B		Type 12		Type 12DIN		Type 13		Type 13DIN	
		D1	L1	D1	L1	D1	L1	D1	L1	D1	L1	D1	L1
10	0100	19.20	6.60	19.20	7.10	18.10	5.50	21.00	7.00	18.10	5.50	21.00	7.00
11	0110	--	--	--	--	20.60	5.50	--	--	20.60	5.50	--	--
12	0120	21.60	5.60	21.60	7.60	20.60	5.50	23.00	7.00	20.60	5.50	23.00	7.00
13	0130	--	--	--	--	23.10	6.00	--	--	23.10	6.00	--	--
14	0140	24.60	5.60	24.60	7.60	23.10	6.00	25.00	7.00	23.10	6.00	25.00	7.00
15	0150	24.60	6.60	24.60	8.60	26.90	7.00	--	--	26.90	7.00	--	--
16	0160	28.00	7.50	28.00	9.00	26.90	7.00	27.00	7.00	26.90	7.00	27.00	7.00
17	0170	--	--	--	--	26.90	7.00	--	--	26.90	7.00	--	--
18	0180	30.00	8.00	30.00	10.00	30.90	8.00	33.00	10.00	30.90	8.00	33.00	10.00
19	0190	31.00	7.50	31.00	9.00	30.90	8.00	--	--	30.90	8.00	--	--
20	0200	35.00	7.50	35.00	9.50	30.90	8.00	35.00	10.00	30.90	8.00	35.00	10.00
21	0210	--	--	--	--	35.40	8.00	--	--	35.40	8.00	--	--
22	0220	35.00	7.50	35.00	9.50	35.40	8.00	37.00	10.00	35.40	8.00	37.00	10.00
23	0230	--	--	--	--	35.40	8.00	--	--	35.40	8.00	--	--
24	0240	38.00	7.50	38.00	9.50	35.40	8.00	39.00	10.00	35.40	8.00	39.00	10.00
25	0250	38.00	7.50	38.00	9.50	38.20	8.50	40.00	10.00	38.20	8.50	40.00	10.00
26	0260	40.00	8.00	40.00	10.00	38.20	8.50	--	--	--	--	--	--
28	0280	42.00	9.00	42.00	11.00	43.30	9.00	43.00	10.00	43.30	9.00	43.00	10.00
30	0300	45.00	10.50	45.00	11.00	43.30	9.00	45.00	10.00	43.30	9.00	45.00	10.00
32	0320	48.00	10.50	48.00	11.00	43.30	9.00	48.00	10.00	43.30	9.00	48.00	10.00
33	0330	48.00	11.00	--	--	53.50	11.50	48.00	10.00	53.50	9.00	48.00	10.00
35	0350	52.00	11.00	52.00	11.50	53.50	11.50	50.00	10.00	53.50	11.50	50.00	10.00
38	0380	55.00	10.30	55.00	11.50	60.50	11.50	56.00	13.00	60.50	11.50	56.00	13.00
40	0400	58.00	10.80	58.00	11.50	60.50	11.50	58.00	13.00	60.50	11.50	58.00	13.00
42	0420	62.00	12.00	62.00	14.30	60.50	11.50	--	--	--	--	--	--
43	0430	62.00	12.00	62.00	14.30	60.50	11.50	61.00	13.00	--	--	--	--
44	0440	--	--	--	--	65.50	11.50	--	--	--	--	--	--
45	0450	64.00	11.60	64.00	14.30	65.50	11.50	63.00	13.00	--	--	--	--
48	0480	68.40	11.60	68.40	14.30	65.50	11.50	66.00	13.00	--	--	--	--
50	0500	69.30	11.60	69.30	14.30	72.50	11.50	70.00	14.00	--	--	--	--
53	0530	--	--	--	--	--	--	73.00	14.00	--	--	--	--
55	0550	75.40	13.30	75.40	15.30	72.50	11.50	75.00	14.00	--	--	--	--
58	0580	78.40	13.30	78.40	15.30	--	--	78.00	14.00	--	--	--	--
60	0600	80.40	13.30	80.40	15.30	79.30	11.50	80.00	14.00	--	--	--	--
63	0630	--	--	--	--	--	--	83.00	14.00	--	--	--	--
65	0650	85.40	13.00	85.40	15.30	84.50	11.50	85.00	14.00	--	--	--	--
68	0680	91.50	13.70	91.50	16.00	--	--	90.00	14.00	--	--	--	--
70	0700	92.00	13.00	92.00	15.30	89.50	11.50	92.00	16.00	--	--	--	--
75	0750	99.00	14.00	99.00	15.30	94.50	11.50	97.00	16.00	--	--	--	--
80	0800	104.00	15.00	104.00	16.30	99.50	11.50	105.00	18.00	--	--	--	--
85	0850	109.00	14.80	--	--	105.50	13.50	110.00	18.00	--	--	--	--
90	0900	114.00	14.80	--	--	111.50	13.50	115.00	18.00	--	--	--	--
95	0950	120.30	15.80	--	--	116.50	13.50	120.00	18.00	--	--	--	--
100	1000	123.30	15.80	--	--	119.50	13.50	125.00	18.00	--	--	--	--

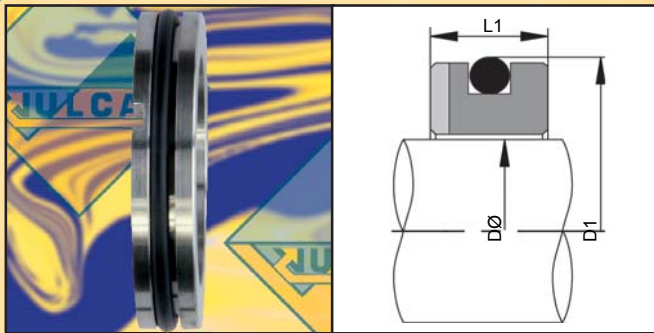
All sizes shown of Type 8 STD, 8B, 12, 12DIN, 13 & 13DIN seats are part of our Guaranteed Ex-Stock range, in 99% Ceramic and RB SiC; but Type 8 STD seats are guaranteed up to and including 80 mm size only. Tungsten Carbide seats and larger sizes of Type 8 STD, over 80 mm, are stocked in most, but not all, sizes. All stocked seats are available with either Nitrile, E.P. or Viton® Elastomers.

For more information on guaranteed materials on these types, please refer to P26 - P35

Please refer to the Technical and Material Standards Section for advice and information on our full range of materials, guaranteed stock policies and more advice on operating limits.



TYPE 21/31 NON-DIN 'O'-RING SEATS



'O'-Ring mounted, monolithic 'H'- configuration stationaries, to suit common European housings (Type 21) or common American (Type 31) housing dimensions.

These stationaries provide the benefits of both a short fitting length with a rear face pinhole and thus of being able to be pinned throughout the size range. This provides an optional anti-rotation feature within a seat of short operational length.

VULCAN STANDARD SIZES

Imperial Shaft Size DØ	Metric Shaft Size DØ	Size Code	TYPE 21				TYPE 31			
			D1		L1		D1		L1	
			Imperial	Metric	Imperial	Metric	Imperial	Metric	Imperial	Metric
0.375	10	0095	0.969	24.60	0.344	8.74	0.812	20.62	0.312	7.93
	12	0120	1.094	27.79	0.344	8.74	--	--	--	--
0.500		0127	1.094	27.79	0.344	8.74	1.000	25.40	0.312	7.93
0.625	16	0158	1.219	30.95	0.406	10.32	1.250	31.75	0.405	10.28
	18*	0180	1.344	34.15	0.406	10.32	--	--	--	--
0.750	19	0191	1.344	34.15	0.406	10.32	1.375	34.93	0.405	10.28
	20*	0200	1.406	35.70	0.406	10.32	--	--	--	--
0.875	22	0222	1.469	37.30	0.406	10.32	1.469	37.30	0.406	10.32
1.000	25	0254	1.594	40.50	0.406	10.32	1.625	41.28	0.437	11.10
	28	0280	1.875	47.63	0.472	11.99	--	--	--	--
1.125		0286	1.875	47.63	0.472	11.99	1.750	44.44	0.437	11.10
	30*	0300	2.000	50.80	0.472	11.99	--	--	--	--
1.250	32	0317	2.000	50.80	0.472	11.99	1.875	47.63	0.437	11.10
	33*	0330	2.125	53.98	0.472	11.99	--	--	--	--
1.375	35	0349	2.125	53.98	0.472	11.99	2.000	50.80	0.437	11.10
1.500	38	0381	2.250	57.15	0.472	11.99	2.125	53.98	0.437	11.10
	40*	0400	2.375	60.33	0.472	11.99	--	--	--	--
1.625		0412	2.375	60.33	0.472	11.99	2.375	60.33	0.500	12.70
	43*	0430	2.500	63.50	0.472	11.99	--	--	--	--
1.750	45	0444	2.500	63.50	0.472	11.99	2.500	63.50	0.500	12.70
1.875	48	0476	2.625	66.68	0.472	11.99	2.625	66.68	0.500	12.70
	50	0500	2.750	69.85	0.531	13.50	--	--	--	--
2.000		0508	2.750	69.85	0.531	13.50	2.750	69.85	0.500	12.70
	53	0530	2.875	73.03	0.531	13.50	--	--	--	--
2.125		0539	2.875	73.03	0.531	13.50	3.000	76.20	0.562	14.28
	55*	0550	3.000	76.20	0.531	13.50	--	--	--	--
2.250		0571	3.000	76.20	0.531	13.50	3.125	79.38	0.562	14.28
2.375	60	0603	3.125	79.38	0.531	13.50	3.250	82.55	0.562	14.28
2.500		0635	3.250	82.55	0.531	13.50	3.375	85.73	0.562	14.28
	65*	0650	3.625	92.08	0.625	15.88	--	--	--	--
2.625		0666	3.625	92.08	0.625	15.88	3.375	85.73	0.562	14.28
2.750	70	0698	3.750	95.25	0.625	15.88	3.500	88.90	0.625	15.88
2.875		0730	3.875	98.43	0.625	15.88	3.750	95.25	0.625	15.88
	75*	0750	4.000	101.60	0.625	15.88	--	--	--	--
3.000		0762	4.000	101.60	0.625	15.88	3.875	98.43	0.625	15.88
3.125*	80*	0794	4.375	111.13	0.783	19.88	4.000	101.60	0.783	19.88
3.250*		0826	4.500	114.30	0.783	19.88	4.125	104.78	0.783	19.88
3.375*	85*	0857	4.625	117.48	0.783	19.88	4.250	107.95	0.783	19.88
3.500*	90*	0889	4.750	120.65	0.783	19.88	4.375	111.13	0.783	19.88
3.625*		0921	4.875	123.83	0.783	19.88	4.500	114.30	0.783	19.88
3.750*	95*	0953	5.000	127.00	0.783	19.88	4.625	117.48	0.783	19.88
3.875*		0984	5.125	130.17	0.783	19.88	--	--	--	--
4.000*	100*	1016	5.250	133.35	0.783	19.88	4.875	123.83	0.783	19.88

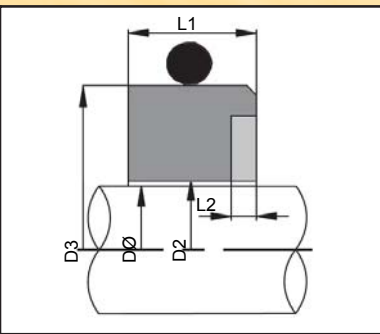
All non-asterisked sizes shown of Type 21 seats are part of our Guaranteed Ex-stock Range, in 99% Ceramic, 304 Stainless Steel and RB SiC. All non-asterisked sizes shown of Type 31 seats are part of our Guaranteed Ex-stock Range in Ni-Resist and RB SiC. Ni-Resist and Tungsten Carbide Type 21 and 99% Ceramic, 304 Stainless Steel and Tungsten Carbide Type 31 are stocked in most, but not all, sizes. All stocked seats are available with either Nitrile, E.P. or Viton® Elastomers.

For more information on guaranteed materials on these types, please refer to Pages 52-54

Please refer to the Technical and Material Standards Section for advice and information on our full range of materials, Guaranteed stock policies and more advice on operating limits.



TYPE 32 PUSH-FIT "BLOCK" SEATS



Monolithic stationary ring, with an 'O'-Ring installed in a radial groove outside of the stationary ring. This method of installation allows direct contact between the back of the stationary ring and the pump housing.

This design of stationary promotes efficient heat transfer, from the seal faces and the seat ring, to the pump body. Making this seat design ideal for higher temperature media duties. The anti-rotation provision is recommended on this Type 32.

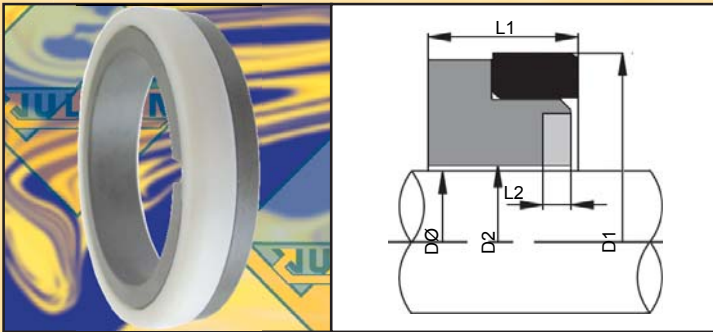
VULCAN STANDARD SIZES

Imperial Shaft Size DØ	Size Code	D2		D3		L1		L2		SLOT P.C.D.		'O'-Ring Size
		Imperial	Metric	Imperial	Metric	Imperial	Metric	Imperial	Metric	Imperial	Metric	
0.500*	0127	0.543	13.80	0.996	25.30	0.311	7.90	0.098	2.50	0.780	19.80	BS214
0.625*	0158	0.669	16.98	1.246	31.65	0.406	10.30	0.098	2.50	0.953	24.20	BS215
0.750*	0191	0.793	20.15	1.371	34.82	0.406	10.30	0.098	2.50	1.093	27.75	BS216
0.875*	0222	0.919	23.33	1.496	38.00	0.406	10.30	0.098	2.50	1.220	31.00	BS217
1.000	0254	1.043	26.50	1.621	41.18	0.439	11.15	0.098	2.50	1.343	34.10	BS218
1.125	0286	1.184	30.08	1.746	44.35	0.439	11.15	0.098	2.50	1.469	37.30	BS219
1.250	0317	1.309	33.25	1.871	47.53	0.439	11.15	0.098	2.50	1.594	40.50	BS220
1.375	0349	1.434	36.43	1.996	50.70	0.439	11.15	0.098	2.50	1.717	43.60	BS221
1.500	0381	1.559	39.60	2.121	53.88	0.439	11.15	0.098	2.50	1.843	46.80	BS222
1.625	0412	1.684	42.78	2.371	60.23	0.502	12.75	0.118	3.00	2.031	51.60	BS223
1.750	0444	1.809	45.95	2.496	63.40	0.502	12.75	0.118	3.00	2.157	54.80	BS224
1.875	0476	1.934	49.13	2.621	66.58	0.502	12.75	0.118	3.00	2.280	57.90	BS225
2.000	0508	2.059	52.30	2.746	69.75	0.502	12.75	0.118	3.00	2.406	61.10	BS226
2.125	0539	2.184	55.48	2.996	76.10	0.564	14.33	0.138	3.50	2.594	65.90	BS227
2.250	0571	2.309	58.65	3.121	79.28	0.564	14.33	0.138	3.50	2.717	69.00	BS228
2.375	0603	2.434	61.83	3.246	82.45	0.564	14.33	0.138	3.50	2.843	72.20	BS229
2.500	0635	2.559	65.00	3.371	85.63	0.564	14.33	0.138	3.50	2.969	75.40	BS230
2.625	0666	2.684	68.18	3.371	85.63	0.627	15.93	0.138	3.50	3.031	77.00	BS231
2.750	0698	2.809	71.35	3.496	88.80	0.627	15.93	0.138	3.50	3.157	80.20	BS232
2.875	0730	2.934	74.53	3.746	95.15	0.627	15.93	0.138	3.50	3.343	84.90	BS233
3.000	0762	3.059	77.70	3.871	98.33	0.627	15.93	0.138	3.50	3.469	88.10	BS234
3.125*	0794	3.225	81.92	3.996	101.50	0.781	19.84	0.138	3.50	3.594	91.30	BS235
3.250*	0825	3.350	85.10	4.121	104.68	0.781	19.84	0.138	3.50	3.717	94.40	BS236
3.375*	0857	3.475	88.27	4.246	107.85	0.781	19.84	0.138	3.50	3.843	97.60	BS237
3.500*	0889	3.600	91.44	4.371	111.03	0.781	19.84	0.138	3.50	3.969	100.80	BS238
3.625*	0921	3.725	94.62	4.496	114.20	0.781	19.84	0.138	3.50	4.094	104.00	BS239
3.750*	0953	3.850	97.79	4.621	117.38	0.781	19.84	0.138	3.50	4.217	107.10	BS240
3.875*	0984	3.975	100.97	4.746	120.55	0.781	19.84	0.138	3.50	4.343	110.30	BS241
4.000*	1016	4.100	104.14	4.871	123.73	0.781	19.84	0.138	3.50	4.469	113.50	BS242

All non-asterisked sizes shown of Type 32 seats are part of our Guaranteed Ex-stock Range in SiNSiC. Ni-Resist and Tungsten Carbide and RB SiC Type 32 are stocked in some, but not all, sizes. All stocked seats are available with either Nitrile, E.P. or Viton® Elastomers.



TYPE 23 P.T.F.E. BOOT MOUNTED SEATS



'L'-Shaped P.T.F.E. boot-mounted stationary, to suit common American housing sizes. Due to the low-friction nature of P.T.F.E., this stationary seat has necessarily been designed with an anti-rotation provision, and it is recommended to ensure this is utilised.

Widely utilised in chemical process equipment, due to the exceptional chemical resistance that can be provided.

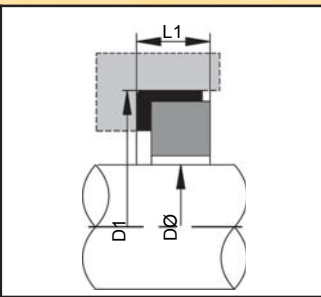

VULCAN STANDARD SIZES

Imperial Shaft Size DØ	Size Code	D1		D2		L1		PIN P.C.D.		PIN Ø	
		Imperial	Metric	Imperial	Metric	Imperial	Metric	Imperial	Metric	Imperial	Metric
0.750	0191	1.375	34.93	0.792	20.12	0.405	10.28	0.937	23.81	0.079	2.00
0.875	0222	1.500	38.10	0.919	23.33	0.405	10.28	1.063	26.99	0.079	2.00
1.000	0254	1.625	41.28	1.043	26.50	0.437	11.10	1.187	30.15	0.079	2.00
1.125	0286	1.750	44.44	1.184	30.08	0.437	11.10	1.313	33.35	0.079	2.00
1.250	0317	1.875	47.63	1.309	33.25	0.437	11.10	1.437	36.50	0.079	2.00
1.375	0349	2.000	50.80	1.434	36.43	0.437	11.10	1.563	39.70	0.079	2.00
1.500	0381	2.125	53.98	1.559	39.60	0.437	11.10	1.687	42.85	0.079	2.00
1.625	0412	2.375	60.33	1.684	42.78	0.500	12.70	1.875	47.63	0.118	3.00
1.750	0444	2.500	63.50	1.809	45.95	0.500	12.70	2.000	50.80	0.118	3.00
1.875	0476	2.625	66.68	1.934	49.13	0.500	12.70	2.125	53.98	0.118	3.00
2.000	0508	2.750	69.85	2.059	52.30	0.500	12.70	2.250	57.15	0.118	3.00
2.125	0539	3.000	76.20	2.184	55.48	0.562	14.28	2.375	60.33	0.118	3.00
2.250	0571	3.125	79.38	2.309	58.65	0.562	14.28	2.500	63.50	0.118	3.00
2.375	0603	3.250	82.55	2.438	61.93	0.562	14.28	2.625	66.68	0.118	3.00
2.500	0635	3.375	85.73	2.559	65.00	0.562	14.28	2.750	69.85	0.118	3.00
2.625	0666	3.375	85.73	2.684	68.18	0.625	15.88	2.875	73.03	0.118	3.00
2.750	0698	3.500	88.90	2.809	71.35	0.625	15.88	3.000	76.20	0.118	3.00
2.875*	0730	3.750	95.25	2.934	74.53	0.625	15.88	3.125	79.38	0.118	3.00
3.000*	0762	3.875	98.43	3.059	77.70	0.625	15.88	3.250	82.55	0.118	3.00

All non-asterisked sizes shown of Type 23 seats are part of our Guaranteed Ex-stock Range, in 99% Ceramic and RB SiC. Ni-Resist and Tungsten Carbide Type 23 are stocked in most, but not all, sizes. All stocked seats are supplied with P.T.F.E Gaskets.



DIN/NON-DIN BOOT MOUNTED SEATS



Common Vulcan boot-mounted stationary designs, to fit and suit a variety of international housing and working length standards.

Boot-mounted stationaries offer optimum cost and performance benefits. The ribbed profile and increased elastomer contact area with the housing is often preferred.

Please specify the actual shaft size code required when ordering, as a seat separate to the seal, as each size has a unique I.D.

VULCAN STANDARD SIZES

Imperial Shaft Size DØ	Metric Shaft Size DØ	Size Code	Type 11				Type 20				Type 19B		Type 24	
			D1		L1		D1		L1		D1	L1	D1	L1
			Imperial	Metric	Imperial	Metric	Imperial	Metric	Imperial	Metric				
0.375		0095	0.875	22.23	0.312	7.93	0.969	24.60	0.344	8.74	--	--	--	--
	10	0100	0.875	22.23	0.312	7.93	0.969	24.60	0.344	8.74	21.00	6.60	21.00	8.60
	12	0120	1.000	25.40	0.312	7.93	1.094	27.79	0.344	8.74	23.00	6.60	23.00	8.60
0.500		0127	1.000	25.40	0.312	7.93	1.094	27.79	0.344	8.74	--	--	--	--
	13	0130	1.000	25.40	0.312	7.93	1.094	27.79	0.344	8.74	--	--	--	--
	14	0140	1.250	31.75	0.405	10.28	1.219	30.95	0.406	10.32	25.00	6.60	25.00	8.60
	15	0150	--	--	--	--	1.219	30.95	0.406	10.32	27.00	6.60	27.00	8.60
0.625		0158	1.250	31.75	0.405	10.28	1.219	30.95	0.406	10.32	--	--	--	--
	16	0160	1.250	31.75	0.405	10.28	1.219	30.95	0.406	10.32	27.00	6.60	27.00	8.60
	18	0180	1.375	34.93	0.405	10.28	1.344	34.15	0.406	10.32	33.00	7.50	33.00	10.00
0.750		0191	1.375	34.93	0.405	10.28	1.344	34.15	0.406	10.32	--	--	--	--
	20	0200	1.500	38.10	0.405	10.28	1.406	35.70	0.406	10.32	35.00	7.50	35.00	10.00
	22	0220	1.500	38.10	0.405	10.28	1.469	37.30	0.406	10.32	37.00	7.50	37.00	10.00
0.875		0222	1.500	38.10	0.405	10.28	1.469	37.30	0.406	10.32	--	--	--	--
	24	0240	1.625	41.28	0.437	11.10	1.594	40.50	0.406	10.32	39.00	7.50	39.00	10.00
	25	0250	1.625	41.28	0.437	11.10	1.594	40.50	0.406	10.32	40.00	7.50	40.00	10.00
1.000		0254	1.625	41.28	0.437	11.10	1.594	40.50	0.406	10.32	--	--	--	--
	28	0280	1.750	44.44	0.437	11.10	1.875	47.63	0.472	11.99	43.00	7.50	43.00	10.00
1.125		0286	1.750	44.44	0.437	11.10	1.875	47.63	0.472	11.99	--	--	--	--
	30	0300	1.875	47.63	0.437	11.10	2.000	50.80	0.472	11.99	45.00	7.50	45.00	10.00
1.250		0317	1.875	47.63	0.437	11.10	2.000	50.80	0.472	11.99	--	--	--	--
	32	0320	1.875	47.63	0.437	11.10	2.000	50.80	0.472	11.99	48.00	7.50	48.00	10.00
	33	0330	1.875	47.63	0.437	11.10	2.125	53.98	0.472	11.99	48.00	7.50	48.00	10.00
1.375		0350	2.000	50.80	0.437	11.10	2.125	53.98	0.472	11.99	50.00	7.50	50.00	10.00
1.500		0380	2.125	53.98	0.437	11.10	2.250	57.15	0.472	11.99	56.00	7.50	56.00	11.00
	40	0400	2.375	60.33	0.500	12.70	2.375	60.33	0.472	11.99	58.00	9.00	58.00	11.00
1.625		0412	2.375	60.33	0.500	12.70	2.375	60.33	0.472	11.99	--	--	--	--
	43	0430	2.500	63.50	0.500	12.70	2.500	63.50	0.472	11.99	61.00	9.00	61.00	11.00
1.750		0444	2.500	63.50	0.500	12.70	2.500	63.50	0.472	11.99	--	--	--	--
	45	0450	2.625	66.68	0.500	12.70	2.500	63.50	0.472	11.99	63.00	9.00	63.00	11.00
1.875		0476	2.625	66.68	0.500	12.70	2.625	66.68	0.472	11.99	--	--	--	--
	48	0480	2.750	69.85	0.500	12.70	2.625	66.68	0.472	11.99	66.00	9.00	66.00	11.00
	50	0500	2.750	69.85	0.500	12.70	2.750	69.85	0.531	13.50	70.00	9.50	70.00	13.00
2.000		0508	2.750	69.85	0.500	12.70	2.750	69.85	0.531	13.50	--	--	--	--
	53	0530	3.000	76.20	0.562	14.28	3.000	76.20	0.531	13.50	73.00	11.00	73.00	13.00
2.125		0539	3.000	76.20	0.562	14.28	2.875	73.03	0.531	13.50	--	--	--	--
	55	0550	3.125	79.38	0.562	14.28	3.125	79.38	0.531	13.50	75.00	11.00	75.00	13.00
2.250		0571	3.125	79.38	0.562	14.28	3.000	76.20	0.531	13.50	--	--	--	--
	58	0580	3.250	82.55	0.562	14.28	3.125	79.38	0.531	13.50	78.00	11.00	78.00	13.00
	60	0600	3.250	82.55	0.562	14.28	3.125	79.38	0.531	13.50	80.00	11.00	80.00	13.00
2.375		0603	3.250	82.55	0.562	14.28	3.125	79.38	0.531	13.50	--	--	--	--
	63	0630	3.375	85.73	0.562	14.28	3.250	82.55	0.531	13.50	--	--	83.00	13.00
2.500		0635	3.375	85.73	0.562	14.28	3.250	82.55	0.531	13.50	--	--	--	--
	65	0650	3.375	85.73	0.625	15.88	3.625	92.08	0.625	15.88	85.00	11.00	85.00	13.00
2.625		0666	3.375	85.73	0.625	15.88	3.625	92.08	0.625	15.88	--	--	--	--
2.750		0698	3.500	88.90	0.625	15.88	3.750	95.25	0.625	15.88	--	--	--	--
	70	0700	3.500	88.90	0.625	15.88	3.750	95.25	0.625	15.88	92.00	11.30	92.00	15.30
2.875		0730	3.750	95.25	0.625	15.88	3.875	98.43	0.625	15.88	--	--	--	--
	75	0750	3.875	98.43	0.625	15.88	4.000	101.60	0.625	15.88	97.00	11.30	97.00	15.30
3.000		0762	3.875	98.43	0.625	15.88	4.000	101.60	0.625	15.88	--	--	--	--
3.125		0794	4.000	101.60	0.783	19.88	4.375	111.13	0.783	19.88	--	--	--	--
	80	0800	--	--	--	--	4.500	114.30	0.783	19.88	105.00	12.00	105.00	15.70
3.250		0826	4.125	104.78	0.783	19.88	4.500	114.30	0.783	19.88	--	--	--	--
	85	0850	--	--	--	--	4.625	117.48	0.783	19.88	110.00	14.00	110.00	15.70
3.375		0857	4.250	107.95	0.783	19.88	4.625	117.48	0.783	19.88	--	--	--	--
3.500		0889	4.375	111.13	0.783	19.88	4.750	120.65	0.783	19.88	--	--	--	--
	90	0900	--	--	--	--	4.875	123.83	0.783	19.88	115.00	14.00	115.00	15.70
3.625		0921	4.500	114.30	0.783	19.88	4.875	123.83	0.783	19.88	--	--	--	--
	95	0950	--	--	--	--	5.000	127.00	0.783	19.88	120.00	14.00	120.00	15.70
3.750		0953	4.625	117.48	0.783	19.88	5.000	127.00	0.783	19.88	--	--	--	--
3.875		0984	4.750	120.65	0.783	19.88	5.125	130.17	0.783	19.88	--	--	--	--
	100	1000	--	--	--	--	5.250	133.35	0.783	19.88	125.00	14.00	125.00	15.70
4.000		1016	4.875	123.83	0.783	19.88	5.250	133.35	0.783	19.88	--	--	--	--

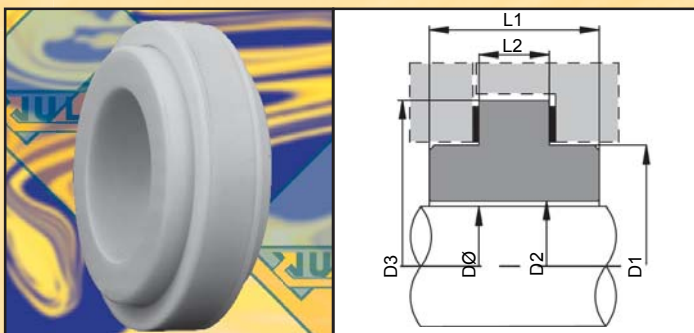
All sizes shown of Type 20, 19B, 11 and 24 seats are part of our Guaranteed Ex-Stock range, in 99% Ceramic and RB SiC; But Type 11 seats are guaranteed up to and including 3.000 / 75 mm size only. Tungsten Carbide seats are stocked in some, but not all, sizes. All stocked seats are available with either Nitrile, E.P. or Viton® Elastomers.

For more information on guaranteed materials on these types, please refer to P45 - P56

Please refer to the Technical and Material Standards Section for advice and information on our full range of materials, guaranteed stock policies and more advice on operating limits.



TYPE 25 GASKET CLAMPED "V" SEATS



The Type 25 stationary is an industry standard design with a "V"-shaped profile. Supplied complete with two P.T.F.E. flat gaskets, for clamping as illustrated. The Type 25 is designed for medias that are aggressive towards elastomers, and is widely utilised with Type 1609/1645/1659 series multi-spring rotaries. For shaft sizes up-to 1.000"/25mm; please add 1.60mm to dimension L2 for the gaskets width, similarly add 3.20mm for shaft sizes 1.125"/28.00mm and above.

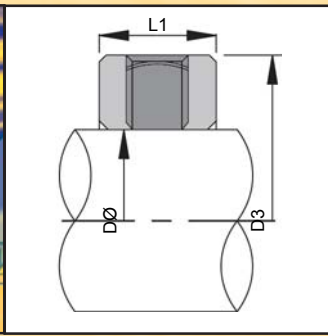
VULCAN STANDARD SIZES

Imperial Shaft Size DØ	Metric Shaft Size DØ	Size Code	D1		D2		D3		L1		L2	
			Imperial	Metric	Imperial	Metric	Imperial	Metric	Imperial	Metric	Imperial	Metric
0.500	12	0127	1.144	29.05	0.539	13.70	1.563	39.70	0.685	17.40	0.311	7.90
	15*	0150	1.256	31.90	0.630	16.00	1.614	41.00	0.685	17.40	0.311	7.90
0.625	16	0158	1.301	33.04	0.661	16.80	1.720	43.69	0.685	17.40	0.311	7.90
0.750	19	0191	1.426	36.21	0.787	20.00	1.831	46.50	0.685	17.40	0.311	7.90
	20	0200	1.453	36.90	0.827	21.00	1.850	47.00	0.685	17.40	0.311	7.90
0.875	22	0222	1.551	39.39	0.913	23.20	1.949	49.50	0.685	17.40	0.311	7.90
1.000	25	0254	1.676	42.56	1.039	26.40	2.067	52.50	0.685	17.40	0.311	7.90
1.125	28	0286	1.801	45.74	1.165	29.60	2.303	58.50	1.059	26.90	0.437	11.10
	30	0300	1.917	48.69	1.220	31.00	2.313	58.75	1.059	26.90	0.437	11.10
1.250		0317	1.988	50.50	1.287	32.70	2.500	63.50	1.059	26.90	0.437	11.10
	33*	0330	2.059	52.30	1.339	34.00	2.559	65.00	1.059	26.90	0.437	11.10
1.375	35	0349	2.113	53.68	1.417	36.00	2.579	65.50	1.059	26.90	0.437	11.10
1.500	38	0381	2.238	56.85	1.539	39.10	2.736	69.50	1.059	26.90	0.437	11.10
	40	0400	2.437	61.90	1.614	41.00	2.953	75.00	1.059	26.90	0.437	11.10
1.625		0412	2.488	63.20	1.661	42.20	3.012	76.50	1.059	26.90	0.437	11.10
1.750		0444	2.613	66.38	1.787	45.40	3.130	79.50	1.059	26.90	0.437	11.10
	45	0450	2.634	66.90	1.811	46.00	3.150	80.00	1.059	26.90	0.437	11.10
1.875	48	0476	2.738	69.55	1.929	49.00	3.248	82.50	1.059	26.90	0.437	11.10
	50	0500	2.831	71.90	2.008	51.00	3.346	85.00	1.059	26.90	0.437	11.10
2.000		0508	2.863	72.73	2.039	51.80	3.366	85.50	1.059	26.90	0.437	11.10
2.125		0539	3.113	79.08	2.161	54.90	3.760	95.50	1.312	33.33	0.563	14.30
	55*	0550	3.146	79.90	2.205	56.00	3.780	96.00	1.312	33.33	0.563	14.30
2.250		0571	3.238	82.25	2.287	58.10	3.878	98.50	1.312	33.33	0.563	14.30
	60	0600	3.343	84.90	2.402	61.00	3.976	101.00	1.312	33.33	0.563	14.30
2.375		0603	3.363	85.43	2.413	61.30	3.996	101.50	1.312	33.33	0.563	14.30
2.500		0635	3.488	88.60	2.539	64.50	4.114	104.50	1.312	33.33	0.563	14.30
	65*	0650	3.539	89.90	2.598	66.00	4.173	106.00	1.312	33.33	0.563	14.30
2.625		0666	3.613	91.78	2.661	67.60	4.272	108.50	1.312	33.33	0.563	14.30
2.750	70	0698	3.736	94.90	2.795	71.00	4.370	111.00	1.312	33.33	0.563	14.30
2.875		0730	3.863	98.13	2.913	74.00	4.508	114.50	1.312	33.33	0.563	14.30
	75*	0750	3.933	99.90	2.992	76.00	4.567	116.00	1.312	33.33	0.563	14.30
3.000		0762	3.926	99.71	3.039	77.20	4.547	115.50	1.312	33.33	0.563	14.30
3.125*		0794	4.051	102.89	3.165	80.40	4.705	119.50	1.312	33.33	0.563	14.30
	80*	0800	4.130	104.90	3.189	81.00	4.764	121.00	1.312	33.33	0.563	14.30
3.250*		0826	4.232	107.50	3.295	83.70	4.862	123.50	1.350	34.30	0.563	14.30
	85*	0850	4.327	109.90	3.386	86.00	4.961	126.00	1.350	34.30	0.563	14.30
3.375*		0857	4.364	110.85	3.421	86.90	5.020	127.50	1.350	34.30	0.563	14.30
3.500*		0889	4.488	114.00	3.539	89.90	5.138	130.50	1.350	34.30	0.563	14.30
	90*	0900	4.508	114.50	3.583	91.00	5.138	130.50	1.350	34.30	0.563	14.30
3.625*		0921	4.610	117.10	3.673	93.30	5.256	133.50	1.350	34.30	0.563	14.30
	95*	0950	4.720	119.90	3.780	96.00	5.354	136.00	1.350	34.30	0.563	14.30
3.750*		0953	4.738	120.35	3.791	96.30	5.374	136.50	1.350	34.30	0.563	14.30
	100*	1000	4.917	124.90	3.976	101.00	5.551	141.00	1.350	34.30	0.563	14.30
4.000*		1016	4.988	126.70	4.039	102.60	5.610	142.50	1.350	34.30	0.563	14.30
4.250*		1079	5.238	133.05	4.291	109.00	5.886	149.50	1.350	34.30	0.563	14.30
4.500*		1143	5.488	139.40	4.539	115.30	6.122	155.50	1.350	34.30	0.563	14.30
5.000*		1270	6.488	164.80	5.039	128.00	7.382	187.50	1.417	36.00	0.630	16.00
5.500*		1397	6.988	177.50	5.539	140.70	7.894	200.50	1.417	36.00	0.630	16.00

All non-asterisked sizes shown of Type 25 seats are part of our Guaranteed Ex-stock Range, in 99% Ceramic and RB SiC. Ni-Resist and Tungsten Carbide Type 25 are stocked in some, but not all, sizes. All stocked seats are available with P.T.F.E gaskets.



CLAMP RING LOCKING COLLARS



Stainless steel, grub-screwed, locking collars, utilised primarily for setting the working length to suit or fit the seal preferred.

Available in all common imperial and metric shaft sizes. A comprehensive range is offered from stock and any size can be manufactured.

All shaft sizes of Vulcan Type SPEC.CLAM are fitted with grub screws evenly separated apart as shown below, for secure fitting.

VULCAN STANDARD SIZES

Imperial Shaft Size DØ	Metric Shaft Size DØ	Size Code	D3		L1		No of Grub Screws	Imperial Shaft Size DØ	Metric Shaft Size DØ	Size Code	D3		L1		No of Grub Screws
			Imperial	Metric	Imperial	Metric					Imperial	Metric	Imperial	Metric	
0.375		0095	0.748	19.00	0.295	7.50	3 x 120°		48	0480	2.480	63.00	0.394	10.00	3 x 120°
	10	0100	0.748	19.00	0.295	7.50	3 x 120°		50	0500	2.559	65.00	0.394	10.00	3 x 120°
	12	0120	0.827	21.00	0.295	7.50	3 x 120°	2.000		0508	2.559	65.00	0.394	10.00	3 x 120°
0.500		0127	0.827	21.00	0.295	7.50	3 x 120°		53	0530	2.677	68.00	0.394	10.00	3 x 120°
	14	0140	0.906	23.00	0.295	7.50	3 x 120°	2.125		0539	2.677	68.00	0.394	10.00	3 x 120°
	15	0150	0.945	24.00	0.295	7.50	3 x 120°		55	0550	2.756	70.00	0.394	10.00	3 x 120°
0.625		0158	0.984	25.00	0.295	7.50	3 x 120°	2.250		0571	2.756	70.00	0.394	10.00	3 x 120°
	16	0160	0.984	25.00	0.295	7.50	3 x 120°		58	0580	3.031	77.00	0.394	10.00	3 x 120°
	18	0180	1.220	31.00	0.295	7.50	3 x 120°		60	0600	3.11	79.00	0.394	10.00	3 x 120°
0.750		0191	1.220	31.00	0.295	7.50	3 x 120°	2.375		0603	3.11	79.00	0.394	10.00	6 X 60°
	20	0200	1.299	33.00	0.295	7.50	3 x 120°	2.500		0635	3.228	82.00	0.394	10.00	6 X 60°
	22	0220	1.378	35.00	0.295	7.50	3 x 120°		65	0650	3.307	84.00	0.472	12.00	6 X 60°
0.875		0222	1.378	35.00	0.295	7.50	3 x 120°	2.625		0666	3.307	84.00	0.472	12.00	6 X 60°
	24	0240	1.457	37.00	0.295	7.50	3 x 120°		68	0680	3.425	87.00	0.472	12.00	6 X 60°
	25	0250	1.496	38.00	0.349	10.00	3 x 120°	2.750		0698	3.504	89.00	0.472	12.00	6 X 60°
1.000		0254	1.496	38.00	0.349	10.00	3 x 120°		70	0700	3.504	89.00	0.472	12.00	6 X 60°
	28	0280	1.614	41.00	0.349	10.00	3 x 120°	2.875		0730	3.740	95.00	0.472	12.00	6 X 60°
1.125		0286	1.614	41.00	0.349	10.00	3 x 120°		75	0750	3.858	98.00	0.472	12.00	6 X 60°
	30	0300	1.693	43.00	0.349	10.00	3 x 120°	3.000		0762	3.858	98.00	0.472	12.00	6 X 60°
1.250		0317	1.772	45.00	0.349	10.00	3 x 120°	3.125		0794	4.055	103.00	0.472	12.00	6 X 60°
	32	0320	1.772	45.00	0.394	10.00	3 x 120°		80	0800	4.055	103.00	0.472	12.00	6 X 60°
1.375		0330	1.811	46.00	0.394	10.00	3 x 120°	3.250		0825	4.055	103.00	0.472	12.00	6 X 60°
	33	0330	1.811	46.00	0.394	10.00	3 x 120°		85	0850	4.252	108.00	0.472	12.00	6 X 60°
	35	0350	1.890	48.00	0.394	10.00	3 x 120°	3.375		0857	4.252	108.00	0.472	12.00	6 X 60°
1.500		0380	2.087	53.00	0.394	10.00	3 x 120°	3.500		0889	4.449	113.00	0.472	12.00	6 X 60°
	38	0380	2.087	53.00	0.394	10.00	3 x 120°		90	0900	4.449	113.00	0.472	12.00	6 X 60°
	40	0400	2.165	55.00	0.394	10.00	3 x 120°	3.625*		0921	4.449	113.00	0.472	12.00	6 X 60°
1.625		0412	2.165	55.00	0.394	10.00	3 x 120°		95*	0950	4.646	118.00	0.472	12.00	6 X 60°
	43	0430	2.283	58.00	0.394	10.00	3 x 120°	3.750*		0953	4.646	118.00	0.472	12.00	6 X 60°
1.750		0444	2.362	60.00	0.394	10.00	3 x 120°	3.875*		0984	4.764	121.00	0.472	12.00	6 X 60°
	45	0450	2.362	60.00	0.394	10.00	3 x 120°		100*	1000	4.843	123.00	0.472	12.00	6 X 60°
1.875		0476	2.480	63.00	0.394	10.00	3 x 120°	4.000*		1016	4.843	123.00	0.590	15.00	8 X 40°

All non-asterisked sizes shown of Vulcan clamp ring locking collars are part of our Guaranteed Ex-stock Range. All Vulcan clamp ring locking collars are produced in 316 Stainless Steel.






MECHANICAL SEAL REFURBISHMENT




Vulcan's Seal Repair Facility is a dedicated unit specialising in the repair or replacement of all makes and types of Mechanical Seals and associated components.

Our comprehensive service offers the following significant advantages:

PRICE

-  Vulcan quote and price based upon the work to be done rather than the industry norm of a set percentage of new.
-  In-house production of faces from raw powder and new components in volume provide cost savings and rapid service.
-  Vulcan repair customers thus pay industry leading fair prices, without skimping or sacrifice to Quality, Repair Process and Detail.

QUALITY

-  All components manufactured by NB Vulcan and supplied by Vulcan Engineering Limited are to ISO9001.2008
-  The refurbishment of each seal assembly is carefully controlled by Process and Job Specification Sheets, which are available to you upon quotation and delivery.
-  Vulcan are dedicated to providing a quality "as new" repair. Seals can be pressure tested, upon request on order.

SERVICE

-  Same day repair service, when necessary and technically possible.
-  Fast service is the norm, backed by extensive stocks of materials, components and replacement new seals.
-  Total commitment to customer service.





VULCAN

Vulcan Vertical Integration.

In-house production, of all seals and most materials, gives us absolute Cost And Quality Control. This degree of vertical integration, with in house production of materials as well as components, puts Vulcan ahead of our competitors.

Vulcan Production.

Modern, primarily automated machinery, continually assessed and updated, ensures cost efficient, volume production of quality components.

Vulcan Seal Engineering Solutions.

Design improvements and advanced seal engineering detail are built into each Vulcan seal, by our three seal design departments.

Vulcan Materials.

Exceptional materials, specified and fitted as standard, are a vital, integral part of our policy of solely producing seals that give long-lasting, high performance.

UNBEATABLE RANGE

Vulcan produce and stock the widest range of standard mechanical seals, of any seal company in the world.

UNBEATABLE STOCKS

Practically every type and size of seal shown in this brochure, in all standard elastomer and face combinations, are available from stock.

Vulcan, the symbol of Sheffield's prowess in metal engineering, is a four metre, bronze statue that stands sixty metres high atop Sheffield's City Hall.

Vulcan Inspection.

Extensive and intensive electronic inspection systems, document and control all stages of production and final inspection.

Vulcan Means Quality and Reliability Assured.

Manufactured to ISO 9001.2008, electronically distributed to ISO 9001.2008 with a quality comes first standard. The Vulcan System, is designed to electronically assure Quality and Reliability.

Vulcan Electronic Distribution.

Product is distributed to over ninety countries world-wide, primarily from our Sheffield and Minneapolis main distribution centres, with electronic, computer assisted, automation at all stages from inspection to final supply.

Vulcan; The Real Full Monty.

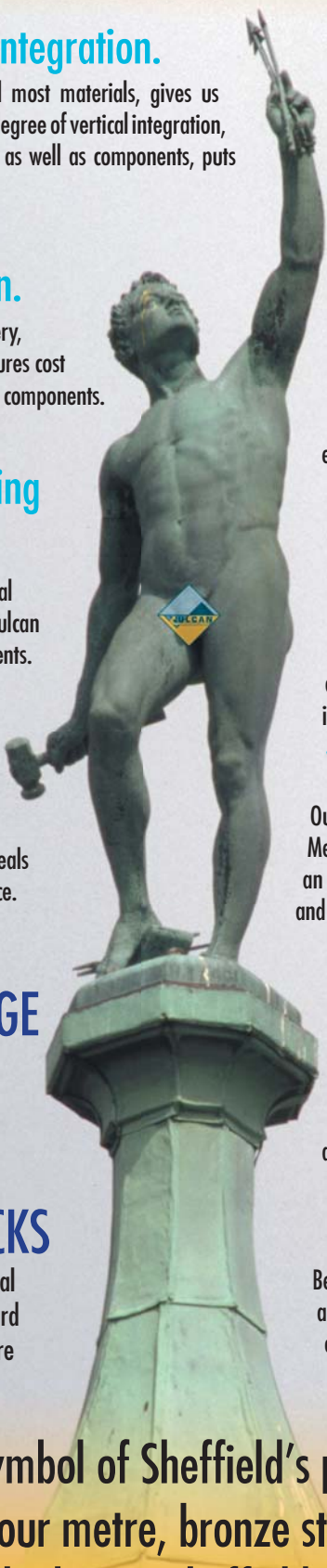
Our philosophy is to be The World's Leading Standard Mechanical Seal Manufacturer, by continuing to offer an unbeatable combination of Product Quality, Price and Service.

UNBEATABLE SERVICE

Our stocks are constantly available to view live on our web-site. we routinely despatch same-day, with an over 99.98% ex-stock assurance and performance, against our extensive stock guaranteed policy range.

UNBEATABLE PRICES

Because we efficiently manufacture and distribute all of our seals and most of our materials. Vulcan offer the greatest true cost savings in the industry and the lowest true cost.



CONTACT INFORMATION

Vulcan® Engineering Limited, Units 1-4 Southwest Centre, Troutbeck Road, Sheffield, S8 0JR, South Yorkshire, England.

Telephone: +44 (0) 114 2493333 **Facsimile:** +44 (0) 114 2493322 **e-mail:** service@vulcan-eng.com **website:** www.vulcan-eng.com

Company Number: 02422728 **Vat No :** GB 533 8271 44 Registered in England and Wales

Manufacture and Distribution Assessed and Certified to ISO 9001.2008

Vulcan® Seals Inc, 7625 Golden Triangle Drive, STE N Technology Center, Eden Prairie, MN 55344-3700, United States.

Telephone: (952) 955 8800 **Facsimile:** (952) 955 8117 **e-mail:** service@vulcanseals.com **website:** www.vulcanseals.com

Company Number: 38972250002 Incorporated in Minnesota.

Manufacture Assessed and Certified to ISO 9001.2008

Vulcan® Universeal, 109 North 2nd Street, Dillsburg, Pennsylvania, PA 17019, United States.

Telephone: +1 (717) 4325550 **Facsimile:** +1 (717) 4325550 **e-mail:** service@vulcanseals.com

